

**The Brooklyn Hospital Center
Institutional Review Board**

Protocol # 737

Approval Date: Oct. 22, 2012

Expiration Date: Oct. 22, 2013

TBHC IRB#: 737

TITLE: Can we predict bowel preparation during colonoscopy using stool form scale?

Institution: The Brooklyn Hospital Center, 121 Dekalb Ave, Brooklyn, NY
Principal Investigator: Dr Sury Anand, MD (Chief, Gastroenterology)
Co-Investigators: Dr Shashideep Singhal, Dr Siddarth Mathur, Dr Puneet Basi,
Dr Manpreet Singh, Dr Kiran Kumar Baikati








The survey being carried out by Department of Gastroenterology is to find factors associated with unclean colon during colonoscopy. Your participation is limited to filling up the questionnaire and does not require any follow up. Your information in the survey will be kept confidential as per TBHC policies. You or your insurance providers are not required to pay for participation in this study. "Your participation in the research is voluntary. You can agree to be in the study now and change your mind later but the research staff may use any information about you that they have already collected before your withdrawal. Ask any questions if you have before making a decision. The researchers will be happy to answer your questions. Your refusal to participate will not affect the quality of your care or affect your relationship with your medical provider or association with TBHC."

A copy of the survey can be provided to you if requested.

PATIENT QUESTIONNAIRE

AGE: _____ **SEX:** ☐ Male ☐ Female **Weight:** _____ lbs **Height:** ____ft ____in

1. Did you eat breakfast today? ☐ Yes ☐ No
2. Did you eat dinner last night? ☐ Solid food Only ☐ Liquids ☐ No Dinner
3. Were you on clear liquid diet for last 24 hours? ☐ Yes ☐ No
4. How much of Golytly were you able to finish? Complete _____ More than half _____ Half or less _____
5. How often you had bowel movements in last 3 days? ☐ None ☐ 1-2 ☐ 3 ☐ 1-2 3 or more
- 6. BRISTOL STOOL FORM SCALE* (Check the commonest stool appearance in last 3 days)**

| | |
|---|--|
|  | Type 1 Separate hard lumps, like nuts |
|  | Type 2 Sausage-like but lumpy |
|  | Type 3 Like a sausage but with cracks in the surface |
|  | Type 4 Like a sausage or snake, smooth and soft |
|  | Type 5 Soft blobs with clear-cut edges |
|  | Type 6 Fluffy pieces with ragged edges, a mushy stool |
|  | Type 7 Watery, no solid pieces |

PHYSICIAN QUESTIONNAIRE

RACE: AA H C AS

Indication for colonoscopy: Screening ____ Surveillance ____ (*Exclude GI Bleed*)

BMI:

COMORBIDITIES:

DM2 ____ HTN ____ CAD ____ STROKE ____ Others _____

MEDICATIONS (in last 1 week):

Opioids _____ TCAs _____ Laxatives _____ Fiber _____

BOSTON BOWEL PREPARATION SCORE

RIGHT COLON

(Cecum & AC)

Four-point scoring system applied to each of the three broad regions of the colon:

- ☐ The right colon (including the cecum and ascending colon)
- ☐ The transverse colon (including the hepatic and splenic flexures)
- ☐ The left colon (including the descending colon, sigmoid colon, and rectum).

The points are assigned as follows

- ☐ 0 = Unprepared colon segment with mucosa not seen due to solid stool that cannot be cleared.
- ☐ 1 = Portion of mucosa of the colon segment seen, but other areas of the colon segment not well seen due to staining, residual stool and/or opaque liquid.
- ☐ 2 = Minor amount of residual staining, small fragments of stool and/or opaque liquid, but mucosa of colon segment seen well.
- ☐ 3 = Entire mucosa of colon segment seen well with no residual staining, small fragments of stool or opaque liquid.