

World Journal of *Clinical Cases*

World J Clin Cases 2019 June 26; 7(12): 1367-1534





REVIEW

- 1367 Biomarkers *vs* imaging in the early detection of hepatocellular carcinoma and prognosis
Balaceanu LA

ORIGINAL ARTICLE

Basic Study

- 1383 Study on gene expression patterns and functional pathways of peripheral blood monocytes reveals potential molecular mechanism of surgical treatment for periodontitis
Ma JJ, Liu HM, Xu XH, Guo LX, Lin Q

Case Control Study

- 1393 Clinical differentiation of acute appendicitis and right colonic diverticulitis: A case-control study
Sasaki Y, Komatsu F, Kashima N, Sato T, Takemoto I, Kijima S, Maeda T, Ishii T, Miyazaki T, Honda Y, Shimada N, Urita Y

Retrospective Study

- 1403 Feasibility of prostatectomy without prostate biopsy in the era of new imaging technology and minimally invasive techniques
Xing NZ, Wang MS, Fu Q, Yang FY, Li CL, Li YJ, Han SJ, Xiao ZJ, Ping H
- 1410 Safety and efficacy of transfemoral intrahepatic portosystemic shunt for portal hypertension: A single-center retrospective study
Zhang Y, Liu FQ, Yue ZD, Zhao HW, Wang L, Fan ZH, He FL

Observational Study

- 1421 Impact of gastroesophageal reflux disease on the quality of life of Polish patients
Gorczyca R, Pardak P, Pękala A, Filip R

SYSTEMATIC REVIEWS

- 1430 Non-*albicans* *Candida* prosthetic joint infections: A systematic review of treatment
Koutserimpas C, Zervakis SG, Maraki S, Alpantaki K, Ioannidis A, Kofteridis DP, Samonis G

META-ANALYSIS

- 1444 Relationship between circulating irisin levels and overweight/obesity: A meta-analysis
Jia J, Yu F, Wei WP, Yang P, Zhang R, Sheng Y, Shi YQ

CASE REPORT

- 1456 Cirrhosis complicating Shwachman-Diamond syndrome: A case report
Camacho SM, McLoughlin L, Nowicki MJ

- 1461** Robot-assisted trans-gastric drainage and debridement of walled-off pancreatic necrosis using the EndoWrist stapler for the da Vinci Xi: A case report
Morelli L, Furbetta N, Gianardi D, Palmeri M, Di Franco G, Bianchini M, Stefanini G, Guadagni S, Di Candio G
- 1467** Fulminant liver failure following a marathon: Five case reports and review of literature
Figiel W, Morawski M, Grąt M, Kornasiewicz O, Niewiński G, Raszeja-Wyszomirska J, Krasnodębski M, Kowalczyk A, Holówko W, Patkowski W, Zieniewicz K
- 1475** Gaucher disease in Montenegro - genotype/phenotype correlations: Five cases report
Vujosevic S, Medenica S, Vujicic V, Dapcevic M, Bakic N, Yang R, Liu J, Mistry PK
- 1483** Longitudinal observation of ten family members with idiopathic basal ganglia calcification: A case report
Kobayashi S, Utsumi K, Tateno M, Iwamoto T, Murayama T, Sohma H, Ukai W, Hashimoto E, Kawanishi C
- 1492** Secondary lymphoma develops in the setting of heart failure when treating breast cancer: A case report
Han S, An T, Liu WP, Song YQ, Zhu J
- 1499** Removal of pediatric stage IV neuroblastoma by robot-assisted laparoscopy: A case report and literature review
Chen DX, Hou YH, Jiang YN, Shao LW, Wang SJ, Wang XQ
- 1508** Premonitory urges located in the tongue for tic disorder: Two case reports and review of literature
Li Y, Zhang JS, Wen F, Lu XY, Yan CM, Wang F, Cui YH
- 1515** Female genital tract metastasis of lung adenocarcinoma with EGFR mutations: Report of two cases
Yan RL, Wang J, Zhou JY, Chen Z, Zhou JY
- 1522** Novel heterozygous missense mutation of *SLC12A3* gene in Gitelman syndrome: A case report
Wang CL
- 1529** Thoracotomy of an asymptomatic, functional, posterior mediastinal paraganglioma: A case report
Yin YY, Yang B, Ahmed YA, Xin H

ABOUT COVER

Editorial Board Member of *World Journal of Clinical Cases*, Amirhossein Sahebkar, PharmD, PhD, Associate Professor, Biotechnology Research Center, Mashhad University of Medical Sciences, Mashhad 9177948564, Khorasan-Razavi, Iran

AIMS AND SCOPE

World Journal of Clinical Cases (*World J Clin Cases*, *WJCC*, online ISSN 2307-8960, DOI: 10.12998) is a peer-reviewed open access academic journal that aims to guide clinical practice and improve diagnostic and therapeutic skills of clinicians.

The primary task of *WJCC* is to rapidly publish high-quality Case Report, Clinical Management, Editorial, Field of Vision, Frontier, Medical Ethics, Original Articles, Meta-Analysis, Minireviews, and Review, in the fields of allergy, anesthesiology, cardiac medicine, clinical genetics, clinical neurology, critical care, dentistry, dermatology, emergency medicine, endocrinology, family medicine, gastroenterology and hepatology, *etc.*

INDEXING/ABSTRACTING

The *WJCC* is now indexed in PubMed, PubMed Central, Science Citation Index Expanded (also known as SciSearch®), and Journal Citation Reports/Science Edition. The 2018 Edition of Journal Citation Reports cites the 2017 impact factor for *WJCC* as 1.931 (5-year impact factor: N/A), ranking *WJCC* as 60 among 154 journals in Medicine, General and Internal (quartile in category Q2).

RESPONSIBLE EDITORS FOR THIS ISSUE

Responsible Electronic Editor: *Jie Wang*

Proofing Production Department Director: *Yun-Xiaojuan Wu*

NAME OF JOURNAL

World Journal of Clinical Cases

ISSN

ISSN 2307-8960 (online)

LAUNCH DATE

April 16, 2013

FREQUENCY

Semimonthly

EDITORS-IN-CHIEF

Dennis A Bloomfield, Sandro Vento

EDITORIAL BOARD MEMBERS

<https://www.wjgnet.com/2307-8960/editorialboard.htm>

EDITORIAL OFFICE

Jin-Lei Wang, Director

PUBLICATION DATE

June 26, 2019

COPYRIGHT

© 2019 Baishideng Publishing Group Inc

INSTRUCTIONS TO AUTHORS

<https://www.wjgnet.com/bpg/gerinfo/204>

GUIDELINES FOR ETHICS DOCUMENTS

<https://www.wjgnet.com/bpg/GerInfo/287>

GUIDELINES FOR NON-NATIVE SPEAKERS OF ENGLISH

<https://www.wjgnet.com/bpg/gerinfo/240>

PUBLICATION MISCONDUCT

<https://www.wjgnet.com/bpg/gerinfo/208>

ARTICLE PROCESSING CHARGE

<https://www.wjgnet.com/bpg/gerinfo/242>

STEPS FOR SUBMITTING MANUSCRIPTS

<https://www.wjgnet.com/bpg/GerInfo/239>

ONLINE SUBMISSION

<https://www.f6publishing.com>

Basic Study

Study on gene expression patterns and functional pathways of peripheral blood monocytes reveals potential molecular mechanism of surgical treatment for periodontitis

Jin-Ji Ma, Hong-Mei Liu, Xiang-Hua Xu, Li-Xin Guo, Qing Lin

ORCID number: Jin-Ji Ma (0000-0002-3409-7387); Hong-Mei Liu (0000-0002-6130-1005); Xiang-Hua Xu (0000-0003-1793-1728); Li-Xin Guo (0000-0003-0168-139X); Qing Lin (0000-0001-7741-367X).

Author contributions: Ma JJ and Liu HM contributed equally to this work. Ma JJ, Liu HM, and Xu XH designed the research; Ma JJ, Liu HM, and Guo LX performed the research; Xu XH and Lin Q analyzed the data; Ma JJ, Liu HM, and Lin Q wrote the paper.

Institutional review board

statement: This study was reviewed and approved by the Institutional Review Board of Jinan Stomatological Hospital.

Conflict-of-interest statement: The authors declare no conflict of interest.

Data sharing statement: No additional data are available.

ARRIVE guidelines statement: The authors have read the ARRIVE guidelines, and the manuscript was prepared and revised according to the ARRIVE guidelines.

Open-Access: This article is an open-access article which was selected by an in-house editor and fully peer-reviewed by external reviewers. It is distributed in accordance with the Creative Commons Attribution Non Commercial (CC BY-NC 4.0) license, which permits others to

Jin-Ji Ma, Jinan Stomatological Hospital Gaoxin Branch, Jinan 250001, Shandong Province, China

Hong-Mei Liu, Li-Xin Guo, Qing Lin, Department of Endodontics, Jinan Stomatological Hospital, Jinan 250001, Shandong Province, China

Xiang-Hua Xu, Department of Stomatology, Shandong Provincial Hospital, Jinan 250001, Shandong Province, China

Corresponding author: Qing Lin, BSc, Attending Doctor, Department of Endodontics, Jinan Stomatological Hospital, No. 101, Jingliu Road, Jinan 250001, Shandong Province, China. cunl69338@163.com

Telephone: +86-531-86261570

Fax: +86-531-86261570

Abstract

BACKGROUND

Periodontitis is a chronic inflammation of periodontal supporting tissue caused by local factors. Periodontal surgery can change the gene expression of peripheral blood mononuclear cells. However, little is known about the potential mechanism of surgical treatment for periodontitis.

AIM

To explore the potential molecular mechanism of surgical treatment for periodontitis.

METHODS

First, based on the expression profiles of genes related to surgical treatment for periodontitis, a set of expression disorder modules related to surgical treatment for periodontitis were obtained by enrichment analysis. Subsequently, based on crosstalk analysis, we proved that there was a significant crosstalk relationship between module 3 and module 5. Finally, based on predictive analysis of multidimensional regulators, we identified a series of regulatory factors, such as endogenous genes, non-coding RNAs (ncRNAs), and transcription factors, which have potential regulatory effects on periodontitis.

RESULTS

A total of 337 genes related to surgical treatment for periodontitis were obtained, and 3896 genes related to periodontitis were amplified. Eight expression modules

distribute, remix, adapt, build upon this work non-commercially, and license their derivative works on different terms, provided the original work is properly cited and the use is non-commercial. See: <http://creativecommons.org/licenses/by-nc/4.0/>

Manuscript source: Unsolicited manuscript

Received: March 21, 2019

Peer-review started: March 23, 2019

First decision: April 18, 2019

Revised: April 23, 2019

Accepted: May 1, 2019

Article in press: May 1, 2019

Published online: June 26, 2019

P-Reviewer: Vieyra JP, Gurav AN

S-Editor: Dou Y

L-Editor: Wang TQ

E-Editor: Wu YXJ



of periodontitis were obtained, involving the aggregation of 2672 gene modules. These modules are mainly involved in G-protein coupled receptor signaling pathway, coupled to cyclic nucleotide second messenger, and adenylate cyclase-modulating G-protein coupled receptor signaling pathway. In addition, eight endogenous genes (including *EGF*, *RPS27A*, and *GNB3*) were screened by network connectivity analysis. Finally, based on this set of potential dysfunction modules, 94 transcription factors (including NFKB1, SP1, and STAT3) and 1198 ncRNAs (including MALAT1, CRNDE, and ANCR) were revealed. These core regulators are thought to be involved in the potential molecular mechanism of periodontitis after surgical treatment.

CONCLUSION

Based on the results of this study, we can show biologists and pharmacists a new idea to reveal the potential molecular mechanism of surgical treatment for periodontitis, and provide valuable reference for follow-up treatment programs.

Key words: Peripheral blood mononuclear cells; Gene expression; Dysregulation module; Potential molecular mechanism; Gene expression pattern

©The Author(s) 2019. Published by Baishideng Publishing Group Inc. All rights reserved.

Core tip: Based on the expression pattern and function of genes in peripheral blood mononuclear cells of periodontitis patients, key genes (including *EGF*, *RPS27A*, *GNB3*, etc.) were identified. Further, transcription factors (including NFKB1, SP1, STAT3, etc.) and non-coding RNAs (including MALAT1, CRNDE, and ANCR) that significantly regulated gene co-expression modules were identified. Exploring the relationships between genes and regulators may reveal the potential molecular mechanism of surgical treatment for periodontitis.

Citation: Ma JJ, Liu HM, Xu XH, Guo LX, Lin Q. Study on gene expression patterns and functional pathways of peripheral blood monocytes reveals potential molecular mechanism of surgical treatment for periodontitis. *World J Clin Cases* 2019; 7(12): 1383-1392

URL: <https://www.wjgnet.com/2307-8960/full/v7/i12/1383.htm>

DOI: <https://dx.doi.org/10.12998/wjcc.v7.i12.1383>

INTRODUCTION

Periodontitis is a highly prevalent inflammatory disease in dental support tissues. It is caused by the growth of bacteria in the biofilm on the surface of teeth. As a mature periodontitis disease, it is characterized by progressive destruction of the supporting tissues of teeth. Periodontitis is a multifactorial disease. The susceptibility and severity of periodontitis are influenced by the polymorphism of immune response related genes, and are also determined by environmental and genetic factors^[1,2]. Relevant studies have shown that periodontal diseases are associated with various systemic diseases, including cardiovascular diseases such as stroke and atherosclerosis^[3,4]. Many data show that periodontitis affects 20% of the world's population. The prevalence of periodontitis in adults is 35%, and it increases with age, reaches a peak in the 45-50 age group^[5-7]. Periodontitis has a variety of risk factors, which may cause plaque, dental calculi, diabetes, and other diseases, and has multiple negative impacts on the quality of life of patients^[5,8]. Therefore, many scholars actively explore the pathogenesis of periodontitis. It is well known that bacterial infection is the main cause of periodontal disease, and the bacterial colonization of actinomycetes and *Porphyromonas gingivalis* is the main cause of periodontitis^[9,10]. On the one hand, the change of immune response in diabetic patients may cause periodontitis^[11]. On the other hand, the severity of periodontal disease may also be related to the expression of multiple metalloproteinase genes in the oral mucosal epithelium^[12]. Recent studies have shown that periodontitis, a chronic inflammatory oral infection, may have a profound impact on human health^[13]. As far as the potential relationship between periodontitis and systemic diseases is concerned, the changes of immune cell function induced by periodontitis may cause lipid metabolism disorder through the mechanism related to inflammatory cytokines, which has a serious negative impact on

the health of whole body cells^[13].

After understanding some of the pathogenesis of periodontitis, scholars around the world are actively studying the corresponding treatment mechanisms and inhibition methods. For example, according to van Winkelhoff *et al*^[14], mechanical periodontal therapy combined with metronidazole and amoxicillin is effective for subgingival inhibition of actinomycete infection in patients with severe periodontitis. In addition, triclosan and copolymer toothpaste were found to be able to effectively control the development of plaque and gingivitis, thereby inhibiting the occurrence of periodontitis^[15]. Relevant studies have shown that periodontitis is essentially an inflammatory reaction in periodontal attachment caused by bacteria^[16]. Periodontal infection is not only related to chronic inflammation, but also to oxidative stress in severe periodontitis and its treatment^[17]. YKL-40, as a chitin-binding glycoprotein, may be an inflammatory marker of periodontitis, which has been confirmed by Kido *et al*^[18]. On the one hand, as one of the biomarkers of periodontitis, pulp-like cell-1 may play an important role in the association between periodontal infection and systemic inflammatory response^[19]. On the other hand, the increased inflammatory response of higher serum C-reactive protein level may be as important as the promotion of periodontitis^[20].

Previous data show that periodontal therapy can change the gene expression pattern of peripheral blood monocytes^[21]. Therefore, we can think that the gene expression of peripheral blood mononuclear cells also has a feedback regulation effect on periodontal therapy. Therefore, in our study, we proposed a comprehensive analysis method based on the gene expression patterns and functional pathways of peripheral blood mononuclear cells. It combined co-expression analysis and enrichment analysis of functional pathways, and focused on predicting a series of core non-coding RNAs (ncRNAs) and transcription factors to reveal the potential molecular mechanism of surgical treatment for periodontitis.

MATERIALS AND METHODS

Function modules related to co-expression analysis and recognition

First, the gene expression profiles of 3896 related genes in periodontitis were analyzed by weighted gene co-expression network analysis (WGCNA)^[22] and the gene modules of co-expression were searched. Second, the weighted value of correlation coefficient was used to calculate the correlation coefficient between any two genes (Person Coefficient) by taking the N power of the correlation coefficient. The connection between genes in the network obeys scale-free networks, which makes the algorithm more biologically meaningful. Then, a hierarchical clustering tree was constructed by the correlation coefficient between genes. Different branches of the clustering tree represent different gene modules, and different colors represent different modules.

Analysis of crosstalk and internal driving force among modules

First, Python was used to program the human protein interaction network (score > 950) in String to generate 1000 random networks^[23] while keeping the network size and the degree of each node unchanged. Second, according to the number of interaction pairs between significant modules obtained by random network statistics, the number of interaction pairs between modules was compared with the number of interaction pairs in random background. When the number of interaction pairs between modules was larger than that of interaction pairs in random background, it was called crosstalk. The method of calculating significant crosstalk was as follows: Under the background of random network, the number of interaction pairs between modules in N random networks was larger than that in real networks. The formula of calculating P -value is: $P = n/N$ (in this work, $N = 1000$). When a P -value was <0.05, there was a crosstalk interaction among modules. Then, Cytoscape^[24] was used to display the significant crosstalk to visually observe the complex regulatory relationship between modules. In addition, Cytoscape was used for display and network analysis (including connectivity calculation). Finally, the genes with the greatest connectivity was screened and considered as the core molecule to regulate the progress of the module and identified as the intrinsic gene. These endogenous genes may represent potential key molecules in the effect of surgical treatment on periodontitis.

Functional and pathway enrichment analysis

Exploring the function and signal pathway of genes is often an effective means to study the molecular mechanism of disease, while the function and pathway of module gene participation can characterize the dysfunction mechanism of modules in

the process of disease occurrence. Therefore, we used R language Cluster profiler package^[25] to analyze the enrichment of GO function (pvalue Cutoff = 0.01, qvalueCutoff = 0.01) and KEGG pathway (pvalueCutoff = 0.05, qvalueCutoff = 0.2), respectively. According to the function and pathway of module gene participation, it was identified as a functional disorder module related to periodontitis.

Identification of transcription factors and ncRNAs that have regulatory effects on modules

First, we downloaded all human transcription factor target data in TRRUST V2 database^[26], and obtained 116 interaction pairs of 94 transcription factors. Then, human ncRNA-protein data (score > 0.5) were downloaded from RAID 2.0 database^[27], and 1678 interaction pairs involving 1198 ncRNAs were obtained. Then, pivot analysis based on these interaction data was performed to identify the regulatory effects of these transcription factors and ncRNAs on the modules. Pivot analysis refers to searching for at least two interacting drivers with the module in the target pair and calculating the significance of the interaction between the driver and the module according to the hypergeometric test. Transcription factors and ncRNAs with a *P*-value < 0.01 were the pivots of the significant regulatory module. Finally, the pivots were identified as the core pivots by statistical analysis.

RESULTS

Synergistic expression of periodontitis-related genes in the pathogenesis of periodontitis

Because the regulatory mechanism of periodontitis-related genes and the synergistic relationship between genes are not clear, we conducted in-depth research. First, a total of 337 genes related to surgical treatment of periodontitis was integrated into several databases. Second, we amplified 337 related genes and got 3896 related genes. We analyzed the WGCNA co-expression of the amplified genes and observed the expression of these genes in 15 patients with periodontitis. We found that eight groups of genes expressed synergistically in the group based on cohesion. Finally, these eight groups of genes were identified as eight functional modules, involving 2672 clusters of module genes (Figure 1). These functional modules may participate in different functions and pathways, representing different regulatory mechanisms to mediate the occurrence and development of periodontitis.

Interaction between dysfunctional modules

The intergenic regulation has always been complex and changeable. Similarly, the relationships between modules are complex and diverse. The interaction between modules is the pivot to maintain the relationship between modules and the whole world, and is also the key to exploring the function of modules. Exploring the crosstalk relationship between modules is helpful to deepen our understanding of the potential dysfunction mechanism of module regulation of periodontitis. Therefore, we conducted crosstalk analysis among modules based on the relationship between module genes. The results showed that there was a complex interaction between modules 2, 3, 4, 5, 6, 7, and 8, while other modules had simple crosstalk (Figure 2). This crosstalk may represent the driving force between modules, which together regulate the potential molecular mechanism of peripheral blood monocytes in the surgical treatment of periodontitis.

Functional and pathway enrichment analysis and identification of dysfunctional modules

Studying the function and pathway of gene involvement is an important means to identify its mediated pathogenesis. In order to study the possible dysfunction caused by module gene disorder, we analyzed the enrichment of function and pathway of each module. The results showed that most of the functional modules were enriched in periodontitis-related functions and pathways. GO function and KEGG pathway enrichment analyses were carried out on the eight functional modules. A total of 45887 functions and 1796 KEGG pathway enrichment results were obtained. Among them, there are 5950 molecular functions, 3976 cell components, and 35691 biological processes in which these genes participate (Figure 3, Table 1). It is worth noting that G-protein coupled receptor signaling pathway, coupled to cyclic nucleotide second messenger, and adenylate cyclase-modulating G-protein coupled receptor signaling pathway, which are significantly involved, may be identified as the core signaling pathways involved in the potential disorder mechanism of periodontitis. From the above data, we can find that these signaling pathways may be closely related to the

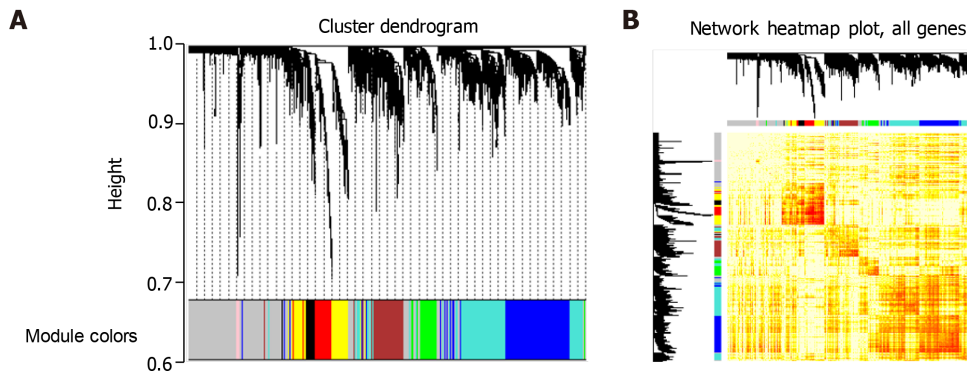


Figure 1 Clustering module for synergistic expression of genes related to periodontitis. A: According to the co-expression relationship of differentially expressed genes, eight modules are clustered, and one color represents one module; B: Thermogram of modular gene expression in samples. Genes associated with periodontitis are expressed in groups intuitively in disease samples.

molecular mechanism of periodontitis in the surgical treatment of peripheral blood monocytes.

Identification of key regulatory factors driving the development of periodontitis

Further, our study of 2672 modular genes revealed that there were also target interactions among these genes. In-depth study of gene interaction within the module was then performed to calculate its connectivity and screen each module with the highest connectivity of the intrinsic genes. Eight endogenous genes including *EGF*, *RPS27A*, and *GNB3* were screened from eight dysfunction modules. In addition, besides the module-driven genes, there were also key regulatory factors such as ncRNAs and transcription factors, which also play an indispensable role in the potential molecular mechanism of periodontitis. Scientific prediction of ncRNAs regulating dysfunction module genes is helpful for us to explore the post-transcriptional regulation mechanism of periodontitis. To this end, pivot analysis based on the targeting relationship between ncRNAs and genes was carried out to predict ncRNA regulators causing module dysfunction. We identified 198 ncRNAs that had significant regulatory effects on modules, involving 1678 ncRNA-module interaction pairs. Statistical analysis of the results showed that MALAT1 had a significant regulatory relationship with six dysfunction modules and may play an important role in the potential molecular mechanism of periodontitis, so it was identified as the core ncRNA. ANCR also plays an important role in the molecular mechanism of periodontitis. In addition, other ncRNAs may also play a role in driving the potential molecular mechanism of periodontitis. Similarly, transcription factors are equally important in regulating gene transcription. Many studies have shown that disordered expression of transcription factors may lead to the occurrence of various diseases. The dysfunction of periodontitis is also closely related to the dysfunction of transcription factors, which is also reflected in the regulation of dysfunction module by transcription factors. Therefore, we used pivot analysis to predict the module according to the regulation of genes by transcription factors. The results showed that there were 94 transcription factors involving 116 pivot-module interaction pairs. Statistical analysis of these transcription factors showed that NFKB1, SP1, and STAT3 had significant regulatory effects on 6 and 4 dysfunction modules, respectively, and they are likely to participate in the potential molecular mechanism of surgical treatment for periodontitis. These data suggest that transcription factors may play an important role in the molecular mechanism of surgical treatment of periodontitis. These transcription factors, which have significant regulatory effects on multiple dysfunction modules, have been identified as the core transcription factors driving the development of periodontitis.

DISCUSSION

It is well known that periodontitis is a multifactorial disease. Studies have shown that some clinical variability of periodontitis may be caused by genetic factors^[28]. As a high-risk inflammatory disease, periodontitis is considered a potential risk factor for systemic diseases such as cardiovascular diseases^[20]. Therefore, scholars around the world are actively exploring the detailed and specific pathogenesis and treatment mechanism of periodontitis. In this study, we investigated the gene expression

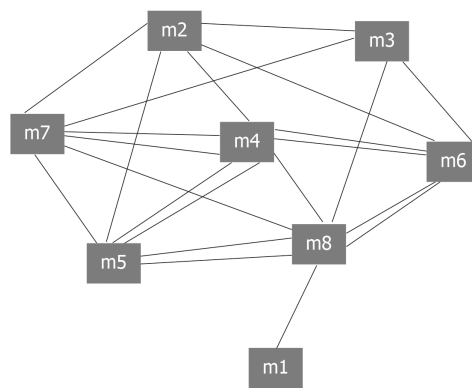


Figure 2 Crosstalk relationship between periodontitis modules.

patterns and functional pathways of peripheral blood mononuclear cells to reveal the potential molecular mechanism of the effect of surgical treatment on periodontitis. We proposed a comprehensive approach, which first integrated 3896 genes related to periodontitis and carried out co-expression analysis. Finally, eight functional modules with synergistic expression were identified, involving 2672 module gene clusters. Based on the results of functional enrichment, we also obtained that these modules are significantly involved in G-protein coupled receptor signaling pathway, coupled to cyclic nucleotide second messenger, and adenylate cyclase-modulating G-protein coupled receptor signaling pathway. Among them, adenylate cyclase has been found to be significantly involved in many signaling pathways, which also indicates that adenylate cyclase plays an important role in the signaling pathway in periodontitis. According to the research of Petrovich *et al.*^[29], the decrease of adenylate cyclase activity increases with the severity of periodontal pathological process, so it may play an important role in the pathogenesis of periodontitis. In addition, we also found that fibroblasts are also an important functional pathway involved in periodontitis, which is involved in the derivation of osteoclasts, contributing to the loss of attachment and destruction of periodontal ligaments and leading to periodontitis^[30].

On the other hand, we identified the transcription factors involved in these dysfunctional modules for periodontitis-related genes, and obtained 94 transcription factors involving 116 pivot-module interaction pairs. Statistical analysis of these transcription factors revealed that NFκB1 had significant regulatory effects on five functional modules, which may be the core transcription factor involved in the potential molecular mechanism of surgical treatment for periodontitis. NFκB1 has been found to be involved in immune responses, cell proliferation, and other processes. NFκB1 is an important molecule involved in osteoclast differentiation, so inhibition of its growth can be used to treat periodontitis and various bone and joint diseases^[31]. Both SP1 and STAT3 have regulatory effects on the four functional modules. Transcription factor SP1 has been found in a large number of cases of periodontitis, indicating that it plays an important role in causing periodontitis^[1]. The expression of STAT3 was inhibited in gingival epithelial cells of patients with diabetic periodontitis. Therefore, down-regulation of STAT3 signaling could improve diabetic periodontitis to some extent, which was confirmed by Wang *et al.*^[32]. These transcription factors can be considered as core transcription factors regulating the potential molecular mechanism of surgical treatment for periodontitis.

In addition, ncRNAs have been considered as important regulators of disease occurrence and development. We conducted pivot analysis based on the targeting relationship between ncRNAs and genes. The prediction results showed that there were 1198 ncRNAs that had significant regulatory effects on modules, including 1678 ncRNA-module interaction pairs. Statistical analysis of the results showed that MALAT1 had a significant regulatory relationship with six dysfunction modules, which were considered as key regulators of periodontitis. According to Ziebolz *et al.*^[33], MALAT1 can participate in the pathogenesis of periodontitis through a variety of pathways, including cytokine-cytokine receptor, adhesion molecule, and chemokine signal transduction pathway^[2]. In addition, ANCR has been found to play an important role in regulating the osteogenic differentiation of periodontitis. In that study, ANCR has been found to regulate two functional modules^[33]. At the same time, we screened a series of genes with the greatest connectivity, which were considered as the core driving molecules and identified as intrinsic genes. In total, there were eight endogenous genes, which may represent the potential key disorders in periodontitis treated by surgery. Analysis of these eight endogenous genes showed that EGF is an

Table 1 Biological functions and signal pathway of gene participation (excerpts)

ID	Description	P-value	Count
GO:0007631	Feeding behavior	1.49E-13	26
GO:0070371	ERK1 and ERK2 cascade	2.32E-13	46
GO:0070372	Regulation of ERK1 and ERK2 cascade	5.73E-13	44
GO:0050878	Regulation of body fluid levels	2.12E-12	57
GO:0097485	Neuron projection guidance	2.44E-12	38
GO:0007411	Axon guidance	8.41E-12	37
GO:0035567	Non-canonical Wnt signaling pathway	2.61E-11	28
GO:0007218	Neuropeptide signaling pathway	3.08E-11	23
GO:2000027	Regulation of organ morphogenesis	4.06E-11	36
GO:0019932	Second-messenger-mediated signaling	5.57E-11	43
GO:0009410	Response to xenobiotic stimulus	5.72E-11	38
GO:0051047	Positive regulation of secretion	8.82E-11	46
GO:1903532	Positive regulation of secretion by cell	9.27E-11	44
GO:0019373	Epoxygenase P450 pathway	1.21E-10	11
GO:1905330	Regulation of morphogenesis of an epithelium	2.75E-10	29
hsa04080	Neuroactive ligand-receptor interaction	7.10E-22	68
hsa00982	Drug metabolism - cytochrome P450	5.57E-09	21
hsa00980	Metabolism of xenobiotics by cytochrome P450	1.62E-08	21
hsa04020	Calcium signaling pathway	4.82E-08	34
hsa00830	Retinol metabolism	4.97E-08	19
hsa05204	Chemical carcinogenesis	6.96E-08	21
hsa04630	JAK-STAT signaling pathway	9.51E-08	31
hsa04060	Cytokine-cytokine receptor interaction	3.93E-07	44
hsa04024	cAMP signaling pathway	3.95E-07	34
hsa04913	Ovarian steroidogenesis	4.34E-07	15
hsa04713	Circadian entrainment	1.21E-06	21
hsa04151	PI3K-Akt signaling pathway	2.21E-06	48
hsa00590	Arachidonic acid metabolism	2.89E-06	16
hsa04650	Natural killer cell mediated cytotoxicity	6.05E-06	24
hsa04724	Glutamatergic synapse	6.17E-06	22

inhibitory factor for cell apoptosis^[34]. According to the research results of many scholars, it can be shown that EGF has the effect of bone catabolism, which may stimulate osteoclast formation and tooth movement, and has a certain regulatory effect on the occurrence and development of periodontitis^[35].

Based on the results of this study, we obtained several key functional modules of surgical treatment for periodontitis. These modules provide many proven periodontitis-related genes and candidate factors to be tested, which provide a theoretical basis for further study of periodontitis. We have also predicted a series of potential regulatory factors; these core regulatory factors may become the focus of future research on periodontitis.

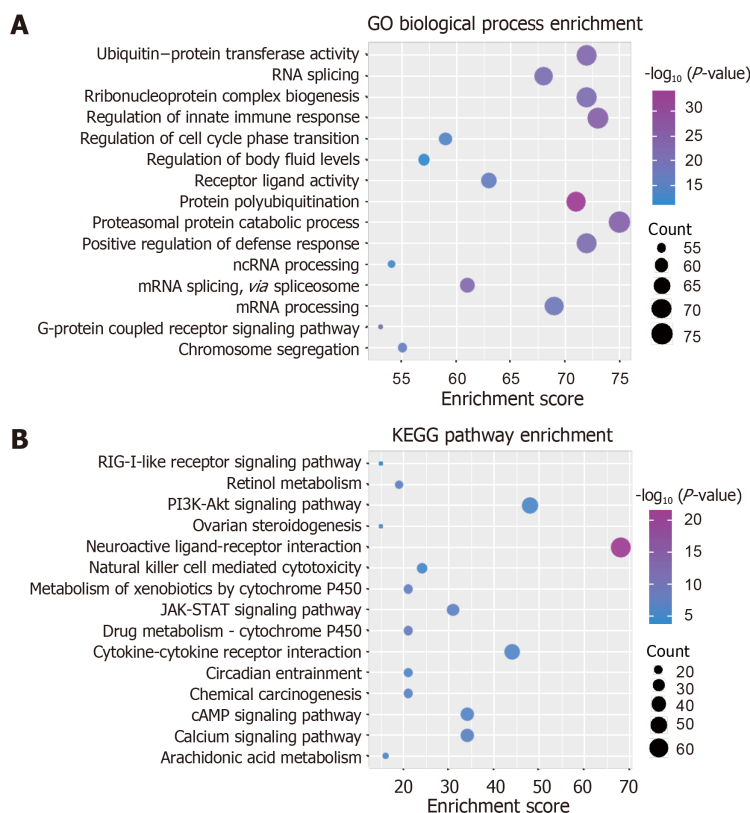


Figure 3 Functional and pathway identification of gene participation in surgical treatment for periodontitis. A: GO functional enrichment analysis of module genes (excerpts). The darker the color, the stronger the significance of enrichment. The larger the circle, the larger the proportion of module genes in GO functional entry genes; B: KEGG pathway enrichment analysis of module genes. The darker the color, the stronger the significance of enrichment. The larger the circle, the larger the proportion of module genes to KEGG pathway entry genes.

ARTICLE HIGHLIGHTS

Research background

Periodontal diseases are associated with various systemic diseases, including cardiovascular diseases such as stroke and atherosclerosis, which seriously affect the quality of life for patients.

Research motivation

At present, little is known about the potential mechanism of surgical treatment for periodontitis.

Research objectives

To explore the mechanism of surgical treatment for periodontitis based on the gene expression of peripheral blood mononuclear cells.

Research methods

Co-expression analysis, enrichment analysis, crosstalk analysis, and pivot regulatory factor prediction

Research results

A total of 337 genes related to periodontitis were clustered into 8 co-expression modules. These genes are mainly involved in G-protein coupled receptor signaling pathway, coupled to cyclic nucleotide second messenger, and adenylate cyclase-modulating G-protein coupled receptor signaling pathway. In addition, 94 transcription factors (including NFKB1, SP1, and STAT3) and 1198 ncRNAs (including MALAT1, CRNDE, and ANCR) regulatory module genes were identified.

Research conclusions

The key factors we have identified affect the recovery of periodontitis after surgery through a variety of biological processes and signaling pathways

Research perspectives

The results of this study provide a new theoretical basis and individualized treatment direction for follow-up treatment.

REFERENCES

- 1 **Larsson L**, Thorbert-Mros S, Rymo L, Berglundh T. Interleukin-10 genotypes of the -1087 single nucleotide polymorphism influence spl expression in periodontitis lesions. *J Periodontol* 2011; **82**: 1376-1382 [PMID: [21309719](#) DOI: [10.1902/jop.2011.100623](#)]
- 2 **Peng W**, Deng W, Zhang J, Pei G, Rong Q, Zhu S. Long noncoding RNA ANCR suppresses bone formation of periodontal ligament stem cells via sponging miRNA-758. *Biochem Biophys Res Commun* 2018; **503**: 815-821 [PMID: [29913147](#) DOI: [10.1016/j.bbrc.2018.06.081](#)]
- 3 **Schenkein HA**, Sabatini R, Koertge TE, Brooks CN, Purkall DB. Anti-cardiolipin from periodontitis patients induces MCP-1 production by human umbilical vein endothelial cells. *J Clin Periodontol* 2013; **40**: 212-217 [PMID: [23281818](#) DOI: [10.1111/jcpe.12043](#)]
- 4 **Behle JH**, Papapanou PN. Periodontal infections and atherosclerotic vascular disease: an update. *Int Dent J* 2006; **56**: 256-262 [PMID: [16972401](#) DOI: [10.1111/j.1875-595X.2006.tb00110.x](#)]
- 5 **van Winkelhoff AJ**, Winkel EG, Vandenbroucke-Grauls CM. [Periodontitis: a hidden chronic infection]. *Ned Tijdschr Geneesk* 2001; **145**: 557-563 [PMID: [11293993](#)]
- 6 **Schaefer AS**, Richter GM, Nothnagel M, Laine ML, Rühling A, Schäfer C, Cordes N, Noack B, Folwaczny M, Glas J, Dörfer C, Dommisch H, Groessner-Schreiber B, Jepsen S, Loos BG, Schreiber S. A 3' UTR transition within DEFB1 is associated with chronic and aggressive periodontitis. *Genes Immun* 2010; **11**: 45-54 [PMID: [19829306](#) DOI: [10.1038/gene.2009.75](#)]
- 7 **Horning GM**, Hatch CL, Lutskus J. The prevalence of periodontitis in a military treatment population. *J Am Dent Assoc* 1990; **121**: 616-622 [PMID: [2229742](#) DOI: [10.14219/jada.archive.1990.0221](#)]
- 8 **Preshaw PM**, Alba AL, Herrera D, Jepsen S, Konstantinidis A, Makrilakis K, Taylor R. Periodontitis and diabetes: a two-way relationship. *Diabetologia* 2012; **55**: 21-31 [PMID: [22057194](#) DOI: [10.1007/s00125-011-2342-y](#)]
- 9 **Kumar RS**, Prakash S. Impaired neutrophil and monocyte chemotaxis in chronic and aggressive periodontitis and effects of periodontal therapy. *Indian J Dent Res* 2012; **23**: 69-74 [PMID: [22842253](#) DOI: [10.4103/0970-9290.99042](#)]
- 10 **Novak MJ**, Novak KF. Early-onset periodontitis. *Curr Opin Periodontol* 1996; **3**: 45-58 [PMID: [8624569](#)]
- 11 **Kranthi J**, Sudhakar K, Kulshrestha R, Raju PK, Razdan A, Srinivasa Ts. Comparison of the serum immunoglobulin IgM level in diabetic and nondiabetic patients with chronic periodontitis. *J Contemp Dent Pract* 2013; **14**: 814-818 [PMID: [24685780](#) DOI: [10.5005/jp-journals-10024-1408](#)]
- 12 **Kinoshita N**, Awano S, Yoshida A, Soh I, Ansai T. Periodontal disease and gene-expression levels of metalloendopeptidases in human buccal mucosal epithelium. *J Periodontol Res* 2013; **48**: 606-614 [PMID: [23360525](#) DOI: [10.1111/jre.12045](#)]
- 13 **Iacopino AM**, Cutler CW. Pathophysiological relationships between periodontitis and systemic disease: recent concepts involving serum lipids. *J Periodontol* 2000; **71**: 1375-1384 [PMID: [10972656](#) DOI: [10.1902/jop.2000.71.8.1375](#)]
- 14 **van Winkelhoff AJ**, Tjihof CJ, de Graaff J. Microbiological and clinical results of metronidazole plus amoxicillin therapy in Actinobacillus actinomycetemcomitans-associated periodontitis. *J Periodontol* 1992; **63**: 52-57 [PMID: [1313103](#) DOI: [10.1902/jop.1992.63.1.52](#)]
- 15 **Seymour GJ**, Palmer JE, Leishman SJ, Do HL, Westerman B, Carle AD, Faddy MJ, West MJ, Cullinan MP. Influence of a triclosan toothpaste on periodontopathic bacteria and periodontitis progression in cardiovascular patients: a randomized controlled trial. *J Periodontol Res* 2017; **52**: 61-73 [PMID: [26932733](#) DOI: [10.1111/jre.12369](#)]
- 16 **Tucker R**. Periodontitis and pregnancy. *J R Soc Promot Health* 2006; **126**: 24-27 [PMID: [16478012](#) DOI: [10.1177/14664240060061170](#)]
- 17 **D'Aiuto F**, Nibali L, Parkar M, Patel K, Suvan J, Donos N. Oxidative stress, systemic inflammation, and severe periodontitis. *J Dent Res* 2010; **89**: 1241-1246 [PMID: [20739696](#) DOI: [10.1177/0022034510375830](#)]
- 18 **Kido J**, Bando Y, Bando M, Kajiura Y, Hiroshima Y, Inagaki Y, Murata H, Ikuta T, Kido R, Naruishi K, Funaki M, Nagata T. YKL-40 level in gingival crevicular fluid from patients with periodontitis and type 2 diabetes. *Oral Dis* 2015; **21**: 667-673 [PMID: [25740558](#) DOI: [10.1111/odi.12334](#)]
- 19 **Bostanci N**, Oztürk VÖ, Emingil G, Belibasakis GN. Elevated oral and systemic levels of soluble triggering receptor expressed on myeloid cells-1 (sTREM-1) in periodontitis. *J Dent Res* 2013; **92**: 161-165 [PMID: [23242230](#) DOI: [10.1177/0022034512470691](#)]
- 20 **Pejic A**, Kesic LJ, Milasin J. C-reactive protein as a systemic marker of inflammation in periodontitis. *Eur J Clin Microbiol Infect Dis* 2011; **30**: 407-414 [PMID: [21057970](#) DOI: [10.1007/s10096-010-1101-1](#)]
- 21 **Papapanou PN**, Sedaghatfar MH, Demmer RT, Wolf DL, Yang J, Roth GA, Celenti R, Belusko PB, Lalla E, Pavlidis P. Periodontal therapy alters gene expression of peripheral blood monocytes. *J Clin Periodontol* 2007; **34**: 736-747 [PMID: [17716309](#) DOI: [10.1111/j.1600-051X.2007.01113.x](#)]
- 22 **Langfelder P**, Horvath S. WGCNA: an R package for weighted correlation network analysis. *BMC Bioinformatics* 2008; **9**: 559 [PMID: [19114008](#) DOI: [10.1186/1471-2105-9-559](#)]
- 23 **Hopf TA**, Green AG, Schubert B, Mersmann S, Schärfe CPI, Ingraham JB, Toth-Petroczy A, Brock K, Riesselman AJ, Palmedo P, Kang C, Sheridan R, Draizen EJ, Dallago C, Sander C, Marks DS. The EVcouplings Python framework for coevolutionary sequence analysis. *Bioinformatics* 2018 [PMID: [30304492](#) DOI: [10.1093/bioinformatics/bty862](#)]
- 24 **Carlin DE**, Demchak B, Pratt D, Sage E, Ideker T. Network propagation in the cytoscape cyberinfrastructure. *PLoS Comput Biol* 2017; **13**: e1005598 [PMID: [29023449](#) DOI: [10.1371/journal.pcbi.1005598](#)]
- 25 **Yu G**, Wang LG, Han Y, He QY. clusterProfiler: an R package for comparing biological themes among gene clusters. *OMICS* 2012; **16**: 284-287 [PMID: [22455463](#) DOI: [10.1089/omi.2011.0118](#)]
- 26 **Han H**, Cho JW, Lee S, Yun A, Kim H, Bae D, Yang S, Kim CY, Lee M, Kim E, Lee S, Kang B, Jeong D, Kim Y, Jeon HN, Jung H, Nam S, Chung M, Kim JH, Lee I. TRRUST v2: an expanded reference database of human and mouse transcriptional regulatory interactions. *Nucleic Acids Res* 2018; **46**: D380-D386 [PMID: [29087512](#) DOI: [10.1093/nar/gkx1013](#)]
- 27 **Yi Y**, Zhao Y, Li C, Zhang L, Huang H, Li Y, Liu L, Hou P, Cui T, Tan P, Hu Y, Zhang T, Huang Y, Li X, Yu J, Wang D. RAID v2.0: an updated resource of RNA-associated interactions across organisms. *Nucleic Acids Res* 2017; **45**: D115-D118 [PMID: [27899615](#) DOI: [10.1093/nar/gkw1052](#)]
- 28 **Grigoriadou ME**, Koutayas SO, Madianos PN, Strub JR. Interleukin-1 as a genetic marker for periodontitis: review of the literature. *Quintessence Int* 2010; **41**: 517-525 [PMID: [20490394](#)]
- 29 **Petrovich IuA**, Podorozhnaia RP, Genesina TI, Beloklitskaia GF. [Adenylate cyclase and guanylate

- cyclase in the saliva of healthy persons and in periodontitis]. *Stomatologiia (Mosk)* 1991; 30-33 [PMID: 1685812]
- 30 **Beklen A**, Al-Samadi A, Kontinen YT. Expression of cathepsin K in periodontitis and in gingival fibroblasts. *Oral Dis* 2015; **21**: 163-169 [PMID: 24661326 DOI: 10.1111/odi.12230]
- 31 **Jimi E**, Fukushima H. [NF- κ B signaling pathways and the future perspectives of bone disease therapy using selective inhibitors of NF- κ B]. *Clin Calcium* 2016; **26**: 298-304 [PMID: 26813510]
- 32 **Wang Q**, Li H, Xie H, Fu M, Guo B, Ding Y, Li W, Yu H. 25-Hydroxyvitamin D3 attenuates experimental periodontitis through downregulation of TLR4 and JAK1/STAT3 signaling in diabetic mice. *J Steroid Biochem Mol Biol* 2013; **135**: 43-50 [PMID: 23333931 DOI: 10.1016/j.jsbmb.2013.01.008]
- 33 **Li S**, Liu X, Li H, Pan H, Acharya A, Deng Y, Yu Y, Haak R, Schmidt J, Schmalz G, Ziebolz D. Integrated analysis of long noncoding RNA-associated competing endogenous RNA network in periodontitis. *J Periodontol Res* 2018; **53**: 495-505 [PMID: 29516510 DOI: 10.1111/jre.12539]
- 34 **Vahtokari A**, Aberg T, Thesleff I. Apoptosis in the developing tooth: association with an embryonic signaling center and suppression by EGF and FGF-4. *Development* 1996; **122**: 121-129 [PMID: 8565823]
- 35 **Alves JB**, Ferreira CL, Martins AF, Silva GA, Alves GD, Paulino TP, Ciancaglini P, Thedei G, Napimoga MH. Local delivery of EGF-liposome mediated bone modeling in orthodontic tooth movement by increasing RANKL expression. *Life Sci* 2009; **85**: 693-699 [PMID: 19796647 DOI: 10.1016/j.lfs.2009.09.010]



Published By Baishideng Publishing Group Inc
7041 Koll Center Parkway, Suite 160, Pleasanton, CA 94566, USA
Telephone: +1-925-2238242
Fax: +1-925-2238243
E-mail: bpgoffice@wjgnet.com
Help Desk: <https://www.f6publishing.com/helpdesk>
<https://www.wjgnet.com>

