

Name of Journal: *World Journal of Clinical Cases*

Manuscript NO: 59596

Manuscript Type: CASE REPORT

Skeletal Muscle Metastases of Hepatocellular Carcinoma: A case report and review of literature

Qi Song, Xiao-Feng Sun, Xiao-Li Wu, Yi Dong, Le Wang

Abstract

BACKGROUND

Metastasis of liver cancer to skeletal muscle is extremely rare compared to other sites. We herein report a case of rapidly developing skeletal metastases following liver transplantation due to primary liver cancer.

Match Overview

1	Internet 128 words crawled on 16-Apr-2018 journals.sagepub.com	5%
2	Internet 71 words crawled on 18-Apr-2009 www.cmj.org	3%
3	Internet 65 words www.ncbi.nlm.nih.gov	3%
4	Internet 44 words crawled on 23-Aug-2020 surgicalcasereports.springeropen.com	2%
5	Crossref 17 words Dingbao Chen, Zhao Li, Qiuqing Song, Lihua Qian, Batubaiyin Xie, Jiye Zhu. "Clinicopathological features and differential di...	1%
6	Crossref 14 words Sam Eriksson, Jan H. Nilsson, Peter Strandberg Holka, Jakob Eberhard, Inger Keussen, Christian Stuesson. "The impact of	1%
7	Internet 12 words crawled on 02-Dec-2020 test.dovepress.com	<1%



ALL

IMAGES

VIDEOS

24,900,000 Results

Any time ▼

[Long-term complete response in a breast cancer patient ...](https://www.ncbi.nlm.nih.gov/pmc/articles/PMC5410881)

<https://www.ncbi.nlm.nih.gov/pmc/articles/PMC5410881>

Common sites for metastatic spreading from breast cancer are bones, lungs and liver, the skeletal muscle being an unusual site. Although rare, when skeletal muscle metastases occur they are associated with a **poor prognosis**. These metastases are clinically difficult to diagnose since they can be found without pain symptoms.

Cited by: 2

Author: Diana Bello-Roufai, Daniele G. Soares, Khal...

Publish Year: 2017

[Long-term complete response in a breast cancer patient ...](https://pubmed.ncbi.nlm.nih.gov/28473915)

<https://pubmed.ncbi.nlm.nih.gov/28473915>

Although rare, when skeletal muscle metastases occur they are associated with a **poor prognosis**. These metastases are clinically difficult to diagnose since they can be foun ... Common sites for metastatic spreading from breast cancer are bones, lungs and liver, the skeletal muscle being an unusual site.

Cited by: 2

Author: Diana Bello-Roufai, Daniele G. Soares, Khal...

Publish Year: 2017

[Long-term complete response in a breast cancer patient ...](https://academic.oup.com/omcr/article/2017/2/omx002/2965643)

<https://academic.oup.com/omcr/article/2017/2/omx002/2965643> ▼

Search Tools

Turn off Hover Translation (关闭取词)



ALL

IMAGES

VIDEOS

89,700 Results

Any time ▼

Case Report: Metastasis of diffuse hepatocellular ...

<https://www.ncbi.nlm.nih.gov/pmc/articles/PMC3794214>

Common sites of metastasis from hepatocellular carcinoma include lungs, lymph nodes, bone and adrenals. 2 Metastasis to the skeletal muscle is extremely rare, with fewer than 10 cases having been reported in literature, 3 – 5 and is considered a poor prognostic factor. Skeletal muscle metastasis, already uncommon, is even rarer from hepatocellular carcinoma.

Cited by: 2

Author: Narayana Subramaniam, Bharati Hiremat...

Publish Year: 2013

Extrahepatic metastasis of hepatocellular carcinoma to the ...

<https://www.ncbi.nlm.nih.gov/pmc/articles/PMC5550763>

Aug 08, 2017 · Identification of extrahepatic **metastases (EHM)** of hepatocellular carcinoma (HCC) has been paradoxically increasing due to an increase in the survival of HCC patients. However, **metastasis of HCC** to the skeletal muscle tissue is extremely rare. We describe a unique case of HCC metastasizing to the paravertebral muscle.

Cited by: 2

Author: Kazuhiro Takahashi, Krishna G Putchaka...

Publish Year: 2017

Unusual presentation of metastatic hepatocellular ...

<https://pubmed.ncbi.nlm.nih.gov/18822699>

Unusual presentation of **metastatic hepatocellular carcinoma** in an HIV/HCV coinfecting patient: case report and review of the literature. Hepatocellular carcinoma (HCC) is an increasing cause of **mortality in human immunodeficiency virus (HIV)** seropositive patients. Concurrent infection with HIV may accelerate the progression from cirrhosis to HCC. Viral hepatitis and alcohol abuse are the main risk ...

ALL

IMAGES

VIDEOS

MAPS

NEWS

SHOPPING

89,000 Results

Any time ▾

Ossifying Skeletal Muscle Metastases from Colon Cancer: A ...

https://www.researchgate.net/publication/348139495_Ossifying_Skeletal_Muscle...

Background: Colon cancer is a common malignant disease of the gastrointestinal tract and usually occurs at the junction of the rectum and sigmoid colon. Lymphatic and hematogenous

Case Report: Metastasis of diffuse hepatocellular ...

<https://www.ncbi.nlm.nih.gov/pmc/articles/PMC3794214>

Common sites of metastasis from hepatocellular carcinoma include lungs, lymph nodes, bone and adrenals. 2 Metastasis to the skeletal muscle is extremely rare, with fewer than 10 cases having been reported in literature, 3 – 5 and is considered a poor prognostic factor. Skeletal muscle metastasis, already uncommon, is even rarer from hepatocellular carcinoma.

Cited by: 2 **Author:** Narayana Subramaniam, Bharati Hiremath, ...
Publish Year: 2013

Extrahepatic metastasis of hepatocellular carcinoma to the ...

<https://www.ncbi.nlm.nih.gov/pmc/articles/PMC5550763>

Aug 08, 2017 · Identification of extrahepatic **metastases** (EHM) of hepatocellular carcinoma (HCC) has been paradoxically increasing due to an increase in the survival of HCC patients. However, **metastasis of** HCC to the skeletal muscle tissue is extremely rare. We describe a unique case of HCC metastasizing to the paravertebral muscle.

Cited by: 2 **Author:** Kazuhiro Takahashi, Krishna G Putchakayal...
Publish Year: 2017

Unusual presentation of metastatic hepatocellular ...






<https://pubmed.ncbi.nlm.nih.gov/18822699>

Unusual presentation of **metastatic hepatocellular carcinoma** in an HIV/HCV coinfectd patient: case report and review of the literature. Hepatocellular carcinoma (HCC) is an increasing cause of **mortality in human immunodeficiency virus (HIV)** seropositive patients. Concurrent infection with HIV may accelerate

Hepatocellular Carcinoma

Medical Condition

The most common form of liver cancer often seen in people with chronic liver diseases like cirrhosis.

-  Rare (Fewer than 200,000 cases per year in US)
-  May be preventable by vaccine
-  Often requires lab test or imaging
-  Treatment from medical professional advised
-  Can last several months or years

Caused mainly due to the chronic infection of the liver or DNA mutation of the liver cells. Characterized by unexplained weight loss, upper abdominal pain and yellowing of the skin. Treatment options include hepatectomy, target drug delivery and the use of radiation to kill the cancerous cells.

Symptoms

The early stages of the disease do not present any symptoms but in the later stages the symptoms which are noted are as follows:

- Upper abdominal pain
- Weight loss
- Jaundice
- Fluid in the abdomen
- Liver failure

Treatments

Treatment option which is employed depends on the stage of the condition size and location of the tumor