

COPYRIGHT LICENSE AGREEMENT

1 INFORMATION FOR YOUR MANUSCRIPT

Name of Journal: World Journal of Gastrointestinal Surgery

Manuscript NO.: 63890

Column: Minireviews

Title: Benign Versus Malignant Pancreatic Lesions: Molecular Insights to an Ongoing Debate

All Author List: Mahmoud Aldyab, Tony El Jabbour, Megan Parilla and Hwajeong Lee

Corresponding Author: Hwajeong Lee, MD, Associate Professor, Department of Pathology and Laboratory Medicine, Albany Medical Center, 47 New Scotland Ave MC81, Albany, NY 12208, United States. leeh5@amc.edu

Received Date: 2021-02-05

2 COPYRIGHT LICENSE AGREEMENT

World Journal of Gastrointestinal Surgery is a high-quality, online, open-access, single-blind peer-reviewed journal published by the Baishideng Publishing Group (BPG). After consultation by the authors and BPG, the authors agree that if this manuscript is finally accepted for publication, the Copyright License Agreement will become effective immediately. Please note that the designation of co-first authors and co-corresponding authors is not permitted. Application for copyright license agreement will be made by written declaration of and attestation to the following:

2.1 ©The Author(s): The copyright on any open access article in a journal published by BPG is retained by the author(s).

2.2 Author(s) grant BPG permission to publish the article: Author(s) grant BPG license to publish the article and identify itself as the original publisher.

2.3 Author(s) grant copyright permission: This article is an open-access article that was



**Baishideng
Publishing
Group**

7041 Koll Center Parkway, Suite
160, Pleasanton, CA 94566, USA
Telephone: +1-925-399-1568
E-mail: bpgoffice@wjgnet.com
<https://www.wjgnet.com>

selected by an in-house editor and fully peer-reviewed by external reviewers. It is distributed in accordance with the Creative Commons Attribution NonCommercial (CC BY-NC 4.0) license, which permits others to distribute, remix, adapt, build upon this work non-commercially, and license their derivative works on different terms, provided the original work is properly cited and the use is non-commercial. See: <http://creativecommons.org/licenses/by-nc/4.0/>

2.4 Simultaneous submission statement: Author(s) certify that the manuscript is not simultaneously being considered by other journals nor is already published elsewhere.

2.5 Academic misconduct statement: Author(s) certify that the manuscript has no redundancy, plagiarism, data fabrication, or falsification.

2.6 Conflict of interest statement: Author(s) certify that there is no conflict of interest related to the manuscript. If any potential conflict-of-interest exists, author(s) certify that it is fully disclosed.

2.7 Ethics statement: Author(s) certify that all experiments involving animals and human subjects were designed and performed in compliance with the relevant laws regarding humane care and use of subjects.

2.8 Referenced figures and tables authorization statement: Author(s) certify that the manuscript's content is original, with all information from other sources appropriately referenced, and that specific permission has been granted in writing by any existing copyright holders prior to publication and is clearly cited and available.

2.9 Author(s) grant BPG permission to use the published articles exclusively: Author(s) grant exclusive copyright ownership to BPG for all formats of the manuscript, including print and electronic formats, English and non-English language formats, and subsequent editions such as Erratum, in addition to all rights for (1) granting permission to republish or reprint the materials in whole or in part, with or without a fee, (2) printing copies for free distribution or for sale, and (3) republishing the materials in a compendium or in any other format.



**Baishideng
Publishing
Group**

7041 Koll Center Parkway, Suite
160, Pleasanton, CA 94566, USA
Telephone: +1-925-399-1568
E-mail: bpgoffice@wjgnet.com
<https://www.wjgnet.com>

2.10 Author(s) grant BPG permission to publish manuscript-related documents: Author(s) grant permission to BPG to publish manuscript-related documents (*e.g.*, peer review report, answers to reviewers, CrossCheck report, signed copyright license agreement, *etc.*) at the same time that the manuscript is published online.

2.11 Author(s) declare that the language of the manuscript is correct and free of language errors: Author(s) certify that the manuscript contains no errors in grammar, syntax, spelling, punctuation, or logic.

2.12 Author(s) declare that the figure(s) and table(s) are quoted correctly: Author(s) certify that all figures and tables have been correctly placed and clearly identified, and meet the journal's standards of high-resolution quality.

2.13 Author(s) declare that the references are cited correctly: Author(s) certify that the references are numbered according to their order of appearance in the main text of the manuscript.

3 PUBLISHING FEE STATEMENT

'Manuscript source' includes invited manuscripts and unsolicited manuscripts. The article processing charge (APC) is waived for invited manuscripts. The APC must be paid for any unsolicited manuscript. The APC is payable to BPG by the author(s) or research sponsor(s). All BPG publications' APC standards can be found at: <https://www.wjgnet.com/bpg/gerinfo/242>


4 SIGNATURES OF ALL AUTHORS

This declaration must be signed by all authors, individually and in his/her own handwriting, following the order of the authors' names appearing on the title page of the manuscript. The manuscript will be rejected immediately if we find the declaration was not signed by authors themselves. The signature list for all authors is as follows:

Name: Mahmoud Aldyab




7041 Koll Center Parkway, Suite
160, Pleasanton, CA 94566, USA
Telephone: +1-925-399-1568
E-mail: bpgoffice@wjgnet.com
<https://www.wjgnet.com>

Signature: 


Date: 3/29/21

Name: Tony El Jabbour

Signature: 


Date: 3/29/21

Name: Megan Parilla

Signature: 

Date: 3/29/21

Name: Hwajeong Lee

Signature: 

Date: 3/29/2021