

World Journal of *Clinical Pediatrics*

World J Clin Pediatr 2022 March 9; 11(2): 93-214



Contents

Bimonthly Volume 11 Number 2 March 9, 2022

OPINION REVIEW

- 93 Current status of nitrous oxide use in pediatric patients

Gupta N, Gupta A, Narayanan M R V

REVIEW

- 105 Non-pharmacological management of pediatric functional abdominal pain disorders: Current evidence and future perspectives

Cordeiro Santos ML, da Silva Júnior RT, de Brito BB, França da Silva FA, Santos Marques H, Lima de Souza Gonçalves V, Costa dos Santos T, Ladeia Cirne C, Silva NOE, Oliveira MV, de Melo FF

- 120 Classification, prevalence and integrated care for neurodevelopmental and child mental health disorders: A brief overview for paediatricians

Ogundele MO, Morton M

- 136 Druggable monogenic immune defects hidden in diverse medical specialties: Focus on overlap syndromes

Boz V, Zanchi C, Levantino L, Riccio G, Tommasini A

ORIGINAL ARTICLE

Retrospective Study

- 151 Barriers and challenges affecting parents' use of adrenaline auto-injector in children with anaphylaxis

Narchi H, Elghoudi A, Al Dhaheri K

Observational Study

- 160 Functional constipation in Bangladeshi school aged children: A hidden misty at community

Benzamin M, Karim AB, Rukunuzzaman M, Mazumder MW, Rana M, Alam R, Islam MM, Alam MS, Hossen K, Yasmin A, Fathema K, Khadga M, Aishy AS

SYSTEMATIC REVIEWS

- 173 Epidemiology and phenotypes of diabetes in children and adolescents in non-European-origin populations in or from Western Pacific region

James S, Maniam J, Cheung PT, Urakami T, von Oettingen J, Likitmaskul S, Ogle G

META-ANALYSIS

- 196 Pediatric Anesthesia Emergence Delirium Scale: A diagnostic meta-analysis

Russell PSS, Mammen PM, Shankar SR, Viswanathan SA, Rebekah G, Russell S, Earnest R, Chikkala SM

- 206 Prevalence of intellectual disability in India: A meta-analysis

Russell PSS, Nagaraj S, Vengadavaradan A, Russell S, Mammen PM, Shankar SR, Viswanathan SA, Earnest R, Chikkala SM, Rebekah G

ABOUT COVER

Editorial Board Member of *World Journal of Clinical Pediatrics*, Theresa DeLorenzo, PhD, Academic Research, Director, Professor, College of Health Sciences, Logan University, Clifton Park, Ny 12065, United States. theresadelorenzo123@yahoo.com

AIMS AND SCOPE

The primary aim of the *World Journal of Clinical Pediatrics* (WJCP, *World J Clin Pediatr*) is to provide scholars and readers from various fields of pediatrics with a platform to publish high-quality clinical research articles and communicate their research findings online.

WJCP mainly publishes articles reporting research results and findings obtained in the field of pediatrics and covering a wide range of topics including anesthesiology, cardiology, endocrinology, gastroenterology, hematology, immunology, infections and infectious diseases, medical imaging, neonatology, nephrology, neurosurgery, nursing medicine, perinatology, pharmacology, respiratory medicine, and urology.

INDEXING/ABSTRACTING

The WJCP is now abstracted and indexed in PubMed, PubMed Central, Scopus, Reference Citation Analysis, China National Knowledge Infrastructure, China Science and Technology Journal Database, and Superstar Journals Database.

RESPONSIBLE EDITORS FOR THIS ISSUE

Production Editor: Yi-Xuan Cai; **Production Department Director:** Xu Guo; **Editorial Office Director:** Yu-Jie Ma.

NAME OF JOURNAL

World Journal of Clinical Pediatrics

ISSN

ISSN 2219-2808 (online)

LAUNCH DATE

June 8, 2012

FREQUENCY

Bimonthly

EDITORS-IN-CHIEF

Toru Watanabe, Consolato M Sergi, Elena Daniela Serban, Surjit Singh

EDITORIAL BOARD MEMBERS

<https://www.wjgnet.com/2219-2808/editorialboard.htm>

PUBLICATION DATE

March 9, 2022

COPYRIGHT

© 2022 Baishideng Publishing Group Inc

INSTRUCTIONS TO AUTHORS

<https://www.wjgnet.com/bpg/gerinfo/204>

GUIDELINES FOR ETHICS DOCUMENTS

<https://www.wjgnet.com/bpg/gerinfo/287>

GUIDELINES FOR NON-NATIVE SPEAKERS OF ENGLISH

<https://www.wjgnet.com/bpg/gerinfo/240>

PUBLICATION ETHICS

<https://www.wjgnet.com/bpg/gerinfo/288>

PUBLICATION MISCONDUCT

<https://www.wjgnet.com/bpg/gerinfo/208>

ARTICLE PROCESSING CHARGE

<https://www.wjgnet.com/bpg/gerinfo/242>

STEPS FOR SUBMITTING MANUSCRIPTS

<https://www.wjgnet.com/bpg/gerinfo/239>

ONLINE SUBMISSION

<https://www.f6publishing.com>



Prevalence of intellectual disability in India: A meta-analysis

Paul Swamidhas Sudhakar Russell, Sahana Nagaraj, Ashvini Vengadavaradan, Sushila Russell, Priya Mary Mammen, Satya Raj Shankar, Shonima Aynipully Viswanathan, Richa Earnest, Swetha Madhuri Chikkala, Grace Rebekah

Specialty type: Psychiatry

Provenance and peer review:

Invited article; Externally peer reviewed.

Peer-review model: Single blind

Peer-review report's scientific quality classification

Grade A (Excellent): A

Grade B (Very good): 0

Grade C (Good): 0

Grade D (Fair): 0

Grade E (Poor): 0

P-Reviewer: Swai JD

Received: March 21, 2021

Peer-review started: March 21, 2021

First decision: May 6, 2021

Revised: May 18, 2021

Accepted: February 11, 2022

Article in press: February 11, 2022

Published online: March 9, 2022



Paul Swamidhas Sudhakar Russell, Sahana Nagaraj, Ashvini Vengadavaradan, Sushila Russell, Priya Mary Mammen, Satya Raj Shankar, Shonima Aynipully Viswanathan, Swetha Madhuri Chikkala, Child and Adolescent Psychiatry Unit, Christian Medical College, Vellore 632 002, Tamil Nadu, India

Richa Earnest, Department of Psychiatry, Christian Medical College, Vellore 632 002, Tamil Nadu, India

Grace Rebekah, Department of Biostatistic, Christian Medical College, Vellore 632 002, Tamil Nadu, India

Corresponding author: Paul Swamidhas Sudhakar Russell, DNB, MBBS, MD, Full Professor, Child and Adolescent Psychiatry Unit, Christian Medical College, Bagayam, Vellore 632 002, Tamil Nadu, India. russell@cmcvellore.ac.in

Abstract

BACKGROUND

Burden due to intellectual disability (ID) is only third to the depressive disorders and anxiety disorders in India. This national burden significantly contributes to the global burden of ID and hence one has to think globally and act locally to reduce this burden. At its best the collective prevalence of ID is in the form of narrative reviews. There is an urgent need to document the summary prevalence of ID to enhance further policymaking, national programs and resource allocation.

AIM

To establish the summary prevalence of ID during the past 60 years in India.

METHODS

Two researchers independently and electronically searched PubMed, Scopus, and the Cochrane library from January 1961 to December 2020 using appropriate search terms. Two other investigators extracted the study design, setting, participant characteristics, and measures used to identify ID. Two other researchers appraised the quality of the studies using the Joanna Briggs Institute critical appraisal format for Prevalence Studies. Funnel plot and Egger's regression test were used to ascertain the publication and small study effect on the prevalence. To evaluate the summary prevalence of ID, we used the random effects model with arcsine square-root transformation. Heterogeneity of $I^2 \geq 50\%$ was considered substantial and we determined the heterogeneity with meta-regression. The

analyses were performed using STATA (version 16).

RESULTS

Nineteen studies were included in the meta-analysis. There was publication bias; the trim-and-fill method was used to further ascertain bias. Concerns with control of confounders and the reliable measure of outcome were noted in the critical appraisal. The summary prevalence of ID was 2% [(95% CI: 2%, 3%); $I^2 = 98\%$] and the adjusted summary prevalence was 1.4%. Meta-regression demonstrated that age of the participants was statistically significantly related to the prevalence; other factors did not influence the prevalence or heterogeneity.

CONCLUSION

The summary prevalence of ID in India was established to be 2% taking into consideration the individual prevalence studies over the last six decades. This knowledge should improve the existing disability and mental health policies, national programs and service delivery to reduce the national and global burden associated with ID.

Key Words: India; Intellectual disability; Prevalence; Children and adolescents; Meta-analysis

©The Author(s) 2022. Published by Baishideng Publishing Group Inc. All rights reserved.

Core Tip: Intellectual disability (ID) is prevalent in India and earlier epidemiological studies on mental disorders have documented the lifetime prevalence of ID. However, the documented prevalence of ID in the country shows a wide range. The burden posed by ID is only third to the depressive disorders and anxiety disorders among mental disorders. The burden of ID in India significantly contributes to the global burden of ID; to decrease this we need to think globally and act locally in an evidence-based manner. To date, the prevalence of ID in India has been shown in narrative reviews. This suggests that the summary prevalence of ID in India has to be ascertained to help improve the existing disability and mental health policies, national programs and service delivery. This meta-analysis established that the summary lifetime prevalence of ID in India is 2%.

Citation: Russell PSS, Nagaraj S, Vengadavaradan A, Russell S, Mammen PM, Shankar SR, Viswanathan SA, Earnest R, Chikkala SM, Rebekah G. Prevalence of intellectual disability in India: A meta-analysis. *World J Clin Pediatr* 2022; 11(2): 206-214

URL: <https://www.wjgnet.com/2219-2808/full/v11/i2/206.htm>

DOI: <https://dx.doi.org/10.5409/wjcp.v11.i2.206>

INTRODUCTION

Intellectual disability (ID) contributes to 10.8% of the burden of mental disorders, measured by disability-adjusted life-years, in India. The burden caused by ID in India is only third to the depressive disorders and anxiety disorders[1]. Improving access to evidence-based mental health services for those with mental disorders is the best approach to address the burden of mental disorders in India[2]. However, the evidence based data for ID is difficult to build and most of the prevalence reviews for ID in India are narrative.

In narrative reviews, ID is prevalent in 1%-3.2% of the population in India depending on the definition of prevalence, study population, study design, and measures used to identify ID[3]. Among individual studies, the prevalence of ID in the country varied from 0.28%-20%[4,5]. This variation in prevalence is significant and does not help in planning precise policies, national programs and service delivery models for ID; the best way forward is to determine the summary prevalence of ID in India.

The summary prevalence of ID has not been documented in India and only an attempt to extrapolate from the 2002 Disability data report of the National Sample Survey Organization was made[6]. This meta-analysis documents the summary prevalence of ID in India for policy making and developing nation-wide clinical programs.

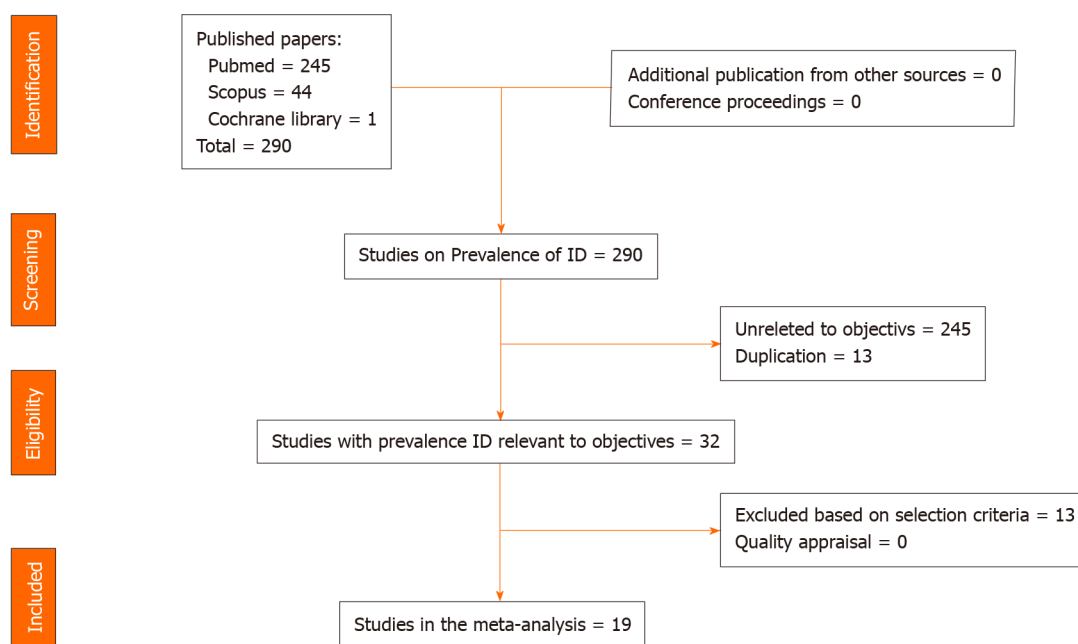


Figure 1 Preferred reporting items for systematic reviews and meta-analyses flow-chart for studies in the final meta-analysis.

MATERIALS AND METHODS

Literature search

Two researchers (Chikkala SM and Earnest R) independently and electronically searched for relevant published studies in PubMed, Scopus, and the Cochrane library over the past 60 years (January 1961 to December 2020). The search terms were as follows: "prevalence of intellectual disability in India", combined and included as: ("epidemiology"[MeSH Subheading] OR "epidemiology"[All Fields] OR "prevalence"[All Fields] OR "prevalence"[MeSH Terms] OR "prevalence"[All Fields] OR "prevalences"[All Fields] OR "prevalence s"[All Fields] OR "prevalent"[All Fields] OR "prevalently"[All Fields] OR "prevalents"[All Fields]) AND ("intellectual disability"[MeSH Terms] OR ("intellectual"[All Fields] AND "disability"[All Fields]) OR "intellectual disability"[All Fields]) AND ("india"[MeSH Terms] OR "india"[All Fields] OR "india s"[All Fields] OR "indias"[All Fields]). In addition, a hand-search was conducted for any potential study for inclusion from cross references and conference publications.

Study selection and data extraction

The studies retrieved during the searches were screened for relevance, and those identified as being potentially eligible were fully assessed for inclusion/exclusion from the titles. Two researchers (Russell S and Shankar SR) individually extracted the required data from the studies selected from inclusion. Any difference in the data extracted between the researchers was resolved through consultation with a third researcher (Mammen PM). Details on the prevalence of ID, sampling method, sample size, participant characteristics; setting of the study, definition of ID (borderline intelligence was excluded) measures/criteria used for diagnosis of ID, from each study were extracted. To be included in the final analysis, the studies required all these details available for extraction. Those studies with age of participant above 18 years, hospital setting and participants with borderline intelligence but not ID, and studies carried out on special illness populations were excluded.

Quality appraisal and risk of bias

Two researchers (Nagaraj S and Vengadavaradan A) independently appraised the studies using the Joanna Briggs Institute (JBI) Critical Appraisal Checklist for Studies Reporting Prevalence Data for the quality of the studies included in the final analysis[7]; and any discrepancies in the critical appraisal was resolved by consensus through discussion with another researcher (Mammen PM). A contour-enhanced funnel plot was developed for publication bias and Egger's regression analysis was performed for the analysis of small study bias[8].

Statistical analysis

To evaluate the summary prevalence, we used the random effects model with arcsine square-root transformation; heterogeneity ($I^2 \geq 50\%$) was expected to be substantial in this prevalence meta-analysis and hence the transformation was used. As the contour-enhanced funnel plot and Egger's regression test demonstrated significant publication bias, as a post hoc test, the trim-and-fill technique was used to

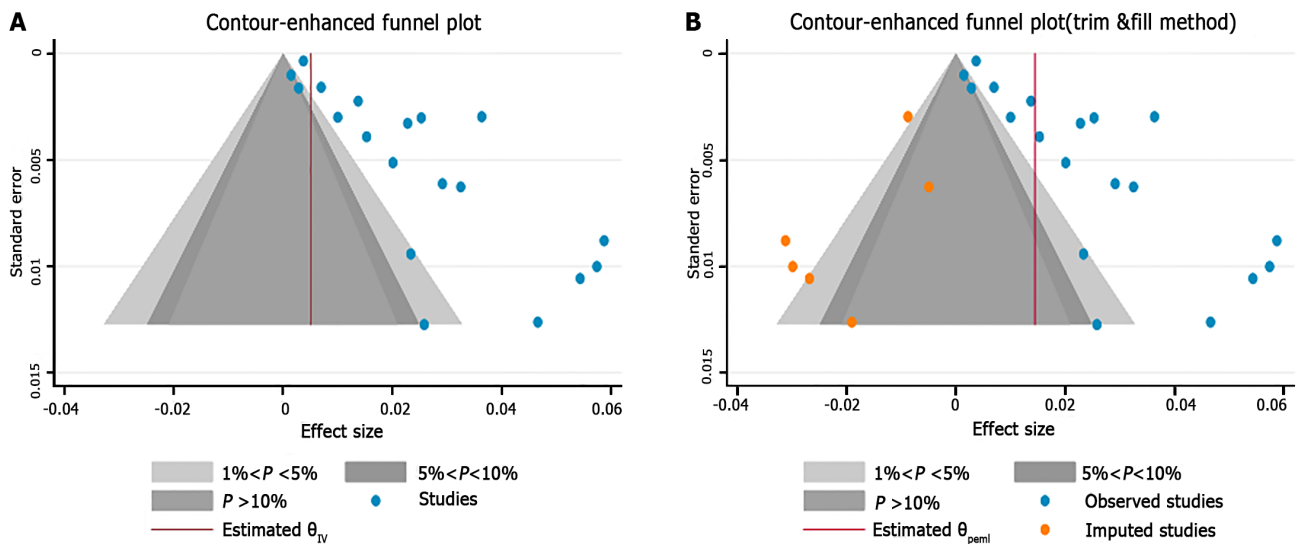


Figure 2 The contour-enhanced funnel plot (A) and trim-and-fill plot (B) for publication bias.

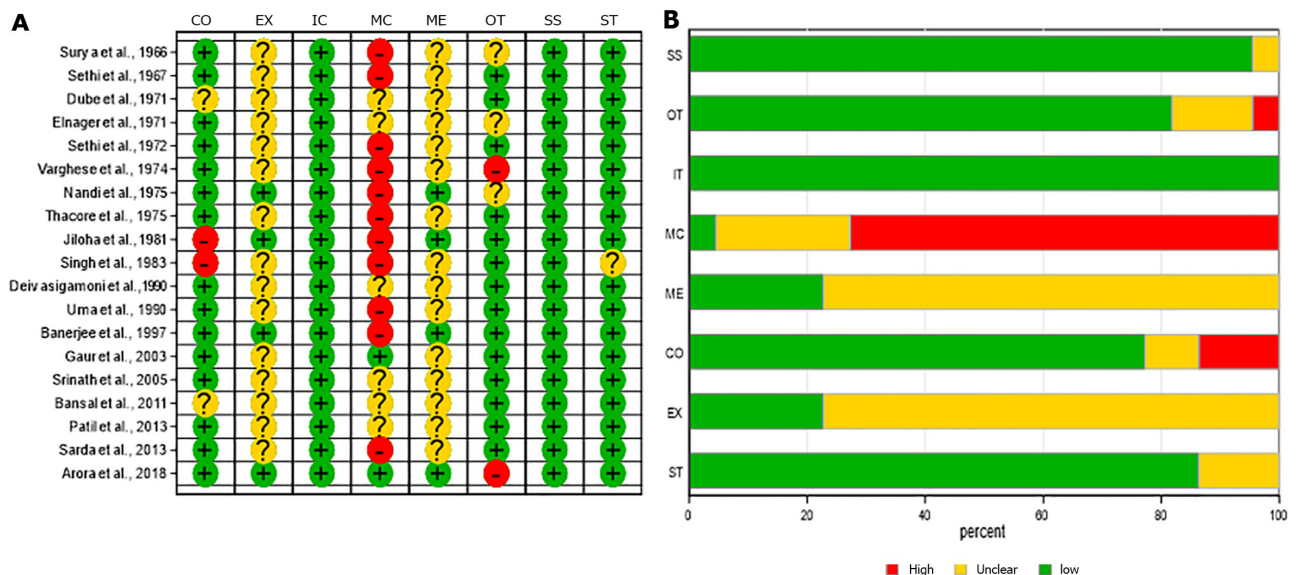


Figure 3 The Joanna Briggs Institute critical appraisal for prevalence meta-analysis for individual studies (A) and average quality across studies (B). IC: Were the criteria for inclusion in the sample clearly defined? SS: Were the study subjects and the setting described in detail? EX: Was the exposure measured in a valid and reliable way? ME: Were objective, standard criteria used for measurement of the condition? CO: Were confounding factors identified? MC: were strategies to deal with confounding factors stated? OT: Were the outcomes measured in a valid and reliable way? ST: Was appropriate statistical analysis used? High: High bias; No: Low bias; Unclear: Unclear bias; NA: Not applicable.

explore the nature of the bias[9]. We determined the heterogeneity with meta-regression. The analyses were carried out using the STATA (version 16) software package.

RESULTS

In total, we identified 290 studies from all the databases and 19 studies[10-28] were included in the final meta-analysis. Thirteen studies were excluded as they had either age group above 18 years and ID prevalence could not be calculated, a setting other than community or school, or the prevalence was studied in specific disease populations. The PRISMA (Preferred Reporting Items for Systematic Reviews and Meta-Analyses) details regarding the selection of studies for the final analysis are presented in Figure 1; the methodology and prevalence data are given in Table 1. The visual examination of the contour-enhanced funnel plot (Figure 2A) and the Egger's test [coefficient = 5.92 (standard error = 1.19), $t = -5.0$; $P = 0.0001$] revealed publication bias or a small study effect, respectively, on the prevalence of

Table 1 The methodological and prevalence details of included studies

Ref.	Area; setting	Age(yr)	Sampling, diagnostic method	Prevalence of ID (%)	Sample size
Surya <i>et al</i> [10]	Urban; community	0-15	Screening schedule + CI	0.7	2731
Sethi <i>et al</i> [11]	Urban; community	0-10	Comprehensive questionnaire + CI	5.74	541
Dube <i>et al</i> [12]	Mixed; community	44693	CI	0.37	8035
Elnagar <i>et al</i> [11]	Rural; community	0-14	CI + WHO ECH	0.86	635
Sethi <i>et al</i> [14]	Rural; community	0-10	Comprehensive questionnaire, CI	6.84	877
Verghese <i>et al</i> [15]	Urban; community	44663	Comprehensive questionnaire + ICD-9	2.01	747
Nandi <i>et al</i> [16]	Rural; community	0-11	Comprehensive questionnaire + WHO ECH	0.28	462
Thacore <i>et al</i> [17]	Urban; community	0-15	CI + DSM II	2.94	2696
Jiloha <i>et al</i> [18]	Rural; school	44693	Comprehensive questionnaire + ICD-9	5.87	715
Singh <i>et al</i> [19]	Urban; community	44575	CI + ICD-9	4.7	279
Deivasigamani <i>et al</i> [20]	Urban; school	44785	Rutter B + ICD 9	2.9	755
Uma <i>et al</i> [21]	Mixed; School	44624	PBCL (parent version)	2.91	155
Banerjee <i>et al</i> [22]	Urban; school	44783	CI + CBQ + ICD-9	5.4	460
Gaur <i>et al</i> [23]	Mixed; community	44726	CPMS + DISC + ICD-10 schedule	3.25	800
SriP-Editornath <i>et al</i> [24]	Mixed; community	0-16	CBCL + DISC + VSMS + CGAS + ICD-10	2.3	2064
Bansal <i>et al</i> [25]	Rural; community	44849	CPMS + ICD-10		
Patil <i>et al</i> [26]	Urban; community	44695	CI + DSM-IV	2.4	257
Sarda <i>et al</i> [27]	Mixed; school	44667	CBS + CBCL + DISC + ICD-10	0.99	1110
Arora <i>et al</i> [28]	Mixed; community		INCLIN Measures + DSM-IV-TR	3.6	3964

CI: Clinical Interview; CBQ: Children's Behaviour Questionnaire; CBCL: Child Behaviour Check List; CPMS: Indian Adaptation of CBCL; DSM: Diagnostic and Statistical Manual (edition IV and IV-TR); CGAS: Children's Global Assessment Scale; DISC: Diagnostic Interview Schedule for Children; ECH: WHO expert committee on mental health criteria; ICD: International Classification of Diseases (edition 9 and 10); INCLIN: The International Clinical Epidemiology Network; PBCL: Preschool Behaviour Check List; VSMS: Vineland Social Maturity Scale.

ID in India. The trim-and-fill method demonstrated that four more studies were required on the left side of the funnel to overcome this bias (Figure 2B). The JBI critical appraisal for each study and the average quality included in the final analysis are depicted in Figure 3. Concerns with control of confounders and reliable measurement of outcome were noted in the critical appraisal as common biases.

The summary prevalence of ID among children and adolescents in India was 2% [95%CI: 0.02%, 0.03%]; $I^2 = 98\%$ and is presented as a forest plot (Figure 4). When the required six studies were included using the trim-and-fill method, the imputed prevalence of ID in India was 1.4%. The prevalence of ID has changed over the last 60-year period in India from 5% to 2%.

There was substantial heterogeneity in the meta-analysis; our meta-regression demonstrated that the heterogeneity between the prevalence studies was statistically significantly related to the age of the participants (children *vs* adolescents; coefficient = -0.019 (s.e) = 0.009; $P = 0.03$), the area of residence or school, setting of the study in the community or school, and the diagnostic assessment used was not significantly related to the prevalence of ID.

DISCUSSION

This meta-analysis documents that the summary life-time prevalence of ID is 2% and the adjusted summary life-time prevalence is 1.4% in India. This prevalence is, thus, within the range of 1%-3% in the

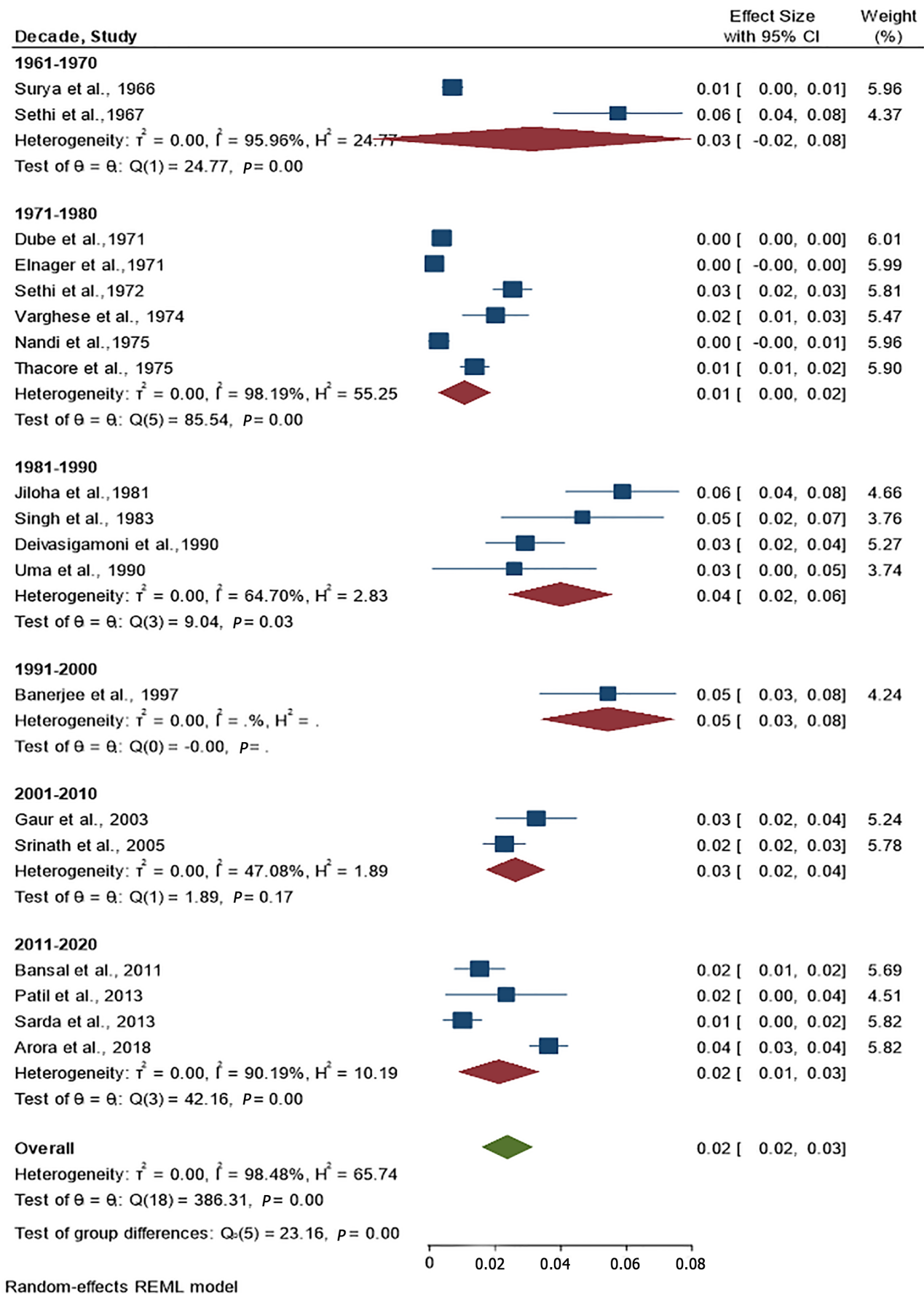


Figure 4 The forest plot for summary prevalence of intellectual disability in India.

narrative review[3] and the extrapolated data of 1.5% from the National Sample Survey Organization by the Ministry of Social Justice and Empowerment, Government of India[6]. With the above epidemiological insights, it is important to mitigate the burden with prevention and effective habilitation.

The lifetime prevalence of ID despite being small when compared with many other developmental disabilities of childhood[28], the burden caused by this disability is a significant 10.8% among mental disorders in India. The population size of India is so huge this burden adds to the global burden of ID; therefore, it has been suggested to enhance the disability programs to have sustainable burden reduction practices at the national level[29].

This meta-analysis was based on only published studies in the English language. Our funnel plot and test for the influence of small studies was significant and six more studies were required to prevent the publication and small study bias. However, we used the trim and fill method to impute the number of studies required to improve this meta-analysis and adjust the prevalence in our study. Thus, in this meta-analysis, the impact of four missing studies was simulated, and the original prevalence of 2% was revised to an adjusted prevalence of 1.4%.

From the utility perspective of this meta-analysis, it is important that the systematic survey we carried out as part of the meta-analysis shows there is a significant paucity of studies on the prevalence of ID in certain states of India. Moreover, the mental health programs at the national and state levels in India have to bridge the gap between identification and management need of those with ID, with focused policies, programs and capacity building. Although there has been noticeable progress in the policy, national program, and service programs, most of them are focused on the secondary and tertiary prevention of ID[3]. It has been documented that up to 25% of ID is preventable in India and 305 are acquired forms of ID[30]; this underscores the need for approaches such as the modified Finnish method in the context of identifying the aetiology of ID in India[31].

The findings of this study should be interpreted from the perspective of the lifetime prevalence of ID. We decided on this definition to build the systematic-survey, as ID is a lifetime condition, where the condition can be improved but cannot be reversed[32]. Secondly, although we searched for grey literature we did not search for unpublished data and thus could have limited the national data on this disorder.

CONCLUSION

In conclusion, the lifetime prevalence of ID in India is consistent with narrative reviews. Addressing the ID burden requires delivery of integrated disability and mental health care services at the community level. This summary lifetime prevalence should further enhance policymaking and resource allocation for ID in India.

ARTICLE HIGHLIGHTS

Research background

India has a population of more than one billion with a significant disability burden similar to other low- and middle-income countries. The summary prevalence of intellectual disability (ID) in India has not been established.

Research motivation

ID contributes to 10.8% of the burden due to mental disorders in India. This national burden significantly contributes to the global burden of ID and hence one has to think globally and act locally to reduce this burden. At its best the collective prevalence of ID is in the form of narrative reviews. There is an urgent need to document the summary prevalence of ID to enhance further policymaking, national programs and resource allocation.

Research objectives

The aim of the meta-analysis was to establish the summary prevalence of ID in India over the past 60 years.

Research methods

Nineteen studies were included in the meta-analysis following the PRISMA guidelines. To analyse the summary prevalence of ID, we used the random effects model with arcsine square-root transformation. Heterogeneity of $I^2 \geq 50\%$ was considered substantial and we determined the heterogeneity with meta-regression.

Research results

The summary prevalence of ID was 2% [(95%CI: 2%, 3%); $I^2 = 98\%$] and the adjusted summary prevalence was 1.4%. Meta-regression demonstrated that age of the participants was statistically significantly related to the prevalence; other factors did not influence the prevalence or heterogeneity.

Research conclusions

The authors established the summary prevalence of ID in India as 2% taking into consideration the individual prevalence studies over the last 6 decades. This knowledge should improve the existing disability and mental health policies, national programs and service delivery models to mitigate the burden related to ID.

Research perspectives

Future research should focus on the role of the summary prevalence of ID in the reduction of burden due to this disability in India and globally.

FOOTNOTES

Author contributions: Russell PSS conceived and designed the study; Chikkala SM and Earnest R performed the literature search and collected data; Russell S and Shankar SR extracted data; Nagaraj S and Vengadavaradan A appraised the quality of studies; Mammen PM resolved the conflicts in data extraction and quality appraisal; Russell PSS, Viswanathan SA and Rebekah G carried out the statistical analyses; and all authors contributed to the writing and approval of the final manuscript.

Conflict-of-interest statement: The authors declare that they have no conflict of interest.

PRISMA 2009 Checklist statement: The authors have read the PRISMA 2009 Checklist, and the manuscript was prepared and revised according to the PRISMA 2009 Checklist.

Open-Access: This article is an open-access article that was selected by an in-house editor and fully peer-reviewed by external reviewers. It is distributed in accordance with the Creative Commons Attribution NonCommercial (CC BY-NC 4.0) license, which permits others to distribute, remix, adapt, build upon this work non-commercially, and license their derivative works on different terms, provided the original work is properly cited and the use is non-commercial. See: <https://creativecommons.org/licenses/by-nc/4.0/>

Country/Territory of origin: India

ORCID number: Paul Swamidhas Sudhakar Russell 0000-0001-6463-2750; Sahana Nagaraj 0000-0003-4742-4815; Ashvini Vengadavaradan 0000-0002-064-984X; Sushila Russell 0000-0003-0055-1542; Priya Mary Mammen 0000-0001-7182-6959; Satya Raj Shankar 0000-0001-9454-7610; Shonima Aynipully Viswanathan 0000-0002-3792-0009; Richa Earnest 0000-0002-1701-8392; Swetha Madhuri Chikkala 0000-0002-1462-1751; Grace Rebekah 0000-0001-6279-4326.

S-Editor: Ma YJ

L-Editor: Webster JR

P-Editor: Cai YX

REFERENCES

- 1 **India State-Level Disease Burden Initiative Mental Disorders Collaborators.** The burden of mental disorders across the states of India: the Global Burden of Disease Study 1990-2017. *Lancet Psychiatry* 2020; 7: 148-161 [PMID: 31879245 DOI: 10.1016/S2215-0366(19)30475-4]
- 2 **Shidhaye R.** Unburden mental health in India: it's time to act now. *Lancet Psychiatry* 2020; 7: 111-112 [PMID: 31879246 DOI: 10.1016/S2215-0366(19)30524-3]
- 3 **Girimaji SC, Srinath S.** Perspectives of intellectual disability in India: epidemiology, policy, services for children and adults. *Curr Opin Psychiatry* 2010; 23: 441-446 [PMID: 20489642 DOI: 10.1097/YCO.0b013e32833ad95c]
- 4 **Nandi DN, Banerjee G, Mukherjee SP, Sarkar S, Boral GC, Mukherjee A, Mishra DC.** A study of psychiatric morbidity of a rural community at an interval of ten years. *Indian J Psychiatry* 1986; 28: 179-194 [PMID: 21927173]
- 5 **Lal N, Sethi BB.** Estimate of mental ill health in children of an urban community. *Indian J Pediatr* 1977; 44: 55-64 [PMID: 914355 DOI: 10.1007/BF02753627]
- 6 **Lakhan R, Ekundayò OT, Shahbazi M.** An estimation of the prevalence of intellectual disabilities and its association with age in rural and urban populations in India. *J Neurosci Rural Pract* 2015; 6: 523-528 [PMID: 26752897 DOI: 10.4103/0976-3147.165392]
- 7 **Munn Z, Barker TH, Moola S, Tufanaru C, Stern C, McArthur A, Stephenson M, Aromataris E.** Methodological quality of case series studies: an introduction to the JBI critical appraisal tool. *JBI Evid Synth* 2020; 18: 2127-2133 [PMID: 33038125 DOI: 10.11124/JBISIR-D-19-00099]

- 8 **Peters JL**, Sutton AJ, Jones DR, Abrams KR, Rushton L. Contour-enhanced meta-analysis funnel plots help distinguish publication bias from other causes of asymmetry. *J Clin Epidemiol* 2008; **61**: 991-996 [PMID: [18538991](#) DOI: [10.1016/j.jclinepi.2007.11.010](#)]
- 9 **Duval S**, Tweedie R. Trim and fill: A simple funnel-plot-based method of testing and adjusting for publication bias in meta-analysis. *Biometrics* 2000; **56**: 455-463 [PMID: [10877304](#) DOI: [10.1111/j.0006-341x.2000.00455.x](#)]
- 10 **Surya NC**, Datta SP, Gopalakrishnan R, Sundaram D, Kutty J. Mental morbidity in Pondicherry (1962-63). *Trans All India Institute* 4: 50- 61
- 11 **Sethi BB**, Gupta SC, Kumar R. Three hundred urban families - a psychiatric study. *Indian J Psychiatry* 1967; **9**: 280
- 12 **Dube KC**. A study of prevalence and biosocial variables in mental illness in a rural and an urban community in Uttar Pradesh--India. *Acta Psychiatr Scand* 1970; **46**: 327-359 [PMID: [5502780](#) DOI: [10.1111/j.1600-0447.1970.tb02124.x](#)]
- 13 **Elnagar MN**, Maitra P, Rao MN. Mental health in an Indian rural community. *Br J Psychiatry* 1971; **118**: 499-503 [PMID: [5580365](#) DOI: [10.1192/bjp.118.546.499](#)]
- 14 **Sethi BB**, Gupta SC, Kumar R, Kumarr P. A psychiatric survey of 500 rural families. *Indian J Psychiatry* 1972; **14**: 183-196
- 15 **Verghese A**, Beig A. Psychiatric disturbance in children--an epidemiological study. *Indian J Med Res* 1974; **62**: 1538-1542 [PMID: [4455615](#)]
- 16 **Nandi N**, Aimagy S, Ganguly H, Banerjee G, Boral GC, Ghosh A, Sarkar S. Psychiatric disorder in a rural community in West Bengal: An epidemiological study. *Indian J Psychiatry* 1975; **17**: 87-89
- 17 **Thacore VR**, Gupta SC, Suraiya M. Psychiatric morbidity in a north Indian community. *Br J Psychiatry* 1975; **126**: 365-369 [PMID: [1148570](#) DOI: [10.1192/bjp.126.4.364](#)]
- 18 **Jiloha RC**, Murthy RS. An epidemiological study of psychiatric problems in primary school children. *Child Psychiatry Quarterly* 1981; **14**: 108-119
- 19 **Singh AJ**, ShuWaj D, Verma BI, Kumar A, Srivastava N. An epidemiological study in childhood psychiatric disorders. *Indian Pediatr* 1983; **20**: 167-172
- 20 **Deivasigamani TR**. Psychiatric morbidity in primary school children - an epidemiological study. *Indian J Psychiatry* 1990; **32**: 235-240 [PMID: [21927463](#)]
- 21 **Uma H**, Kapur M. A Study of Behaviour Problems in Pre-School Children. *NIMHANS J* 1990; **8**: 69-73
- 22 **Banerjee T**. Psychiatric morbidity among rural primary school children in west bengal. *Indian J Psychiatry* 1997; **39**: 130-135 [PMID: [21584059](#)]
- 23 **Gaur DR**, Vohra AK, Subhash S and Khurana H. Prevalence of psychiatric morbidity among 6-14 years old children. *Indian J Community Med* 2003; **28**: 133-137
- 24 **Srinath S**, Girimaji SC, Gururaj G, Seshadri S, Subbakrishna DK, Bhola P, Kumar N. Epidemiological study of child & adolescent psychiatric disorders in urban & rural areas of Bangalore, India. *Indian J Med Res* 2005; **122**: 67-79 [PMID: [16106093](#)]
- 25 **Bansal PD**, Barman R. Psychopathology of school going children in the age group of 10-15 years. *Int J Appl Basic Med Res* 2011; **1**: 43-47 [PMID: [23776772](#) DOI: [10.4103/2229-516X.81980](#)]
- 26 **Patil RN**, Nagaonkar SN, Shah NB, Bhat TS. A Cross-sectional Study of Common Psychiatric Morbidity in Children Aged 5 to 14 Years in an Urban Slum. *J Family Med Prim Care* 2013; **2**: 164-168 [PMID: [24479072](#) DOI: [10.4103/2249-4863.117413](#)]
- 27 **Sarda R**, Kimmattkar N, Hemnani JT, Hemnani TJ, Mishra P, Jain SK. Prevalence of Psychiatric Disorders in Western U.P. Region- A School Based Study. *Int J Sci Study* 2013; **1**: 52-57
- 28 **Arora NK**, Nair MKC, Gulati S, Deshmukh V, Mohapatra A, Mishra D, Patel V, Pandey RM, Das BC, Divan G, Murthy GVS, Sharma TD, Sapra S, Aneja S, Juneja M, Reddy SK, Suman P, Mukherjee SB, Dasgupta R, Tudu P, Das MK, Bhutani VK, Durkin MS, Pinto-Martin J, Silberberg DH, Sagar R, Ahmed F, Babu N, Bavdekar S, Chandra V, Chaudhuri Z, Dada T, Dass R, Gourie-Devi M, Remadevi S, Gupta JC, Handa KK, Kalra V, Karande S, Konanki R, Kulkarni M, Kumar R, Maria A, Masoodi MA, Mehta M, Mohanty SK, Nair H, Natarajan P, Niswade AK, Prasad A, Rai SK, Russell PSS, Saxena R, Sharma S, Singh AK, Singh GB, Sumaraj L, Suresh S, Thakar A, Parthasarathy S, Vyas B, Panigrahi A, Saroch MK, Shukla R, Rao KVR, Silveira MP, Singh S, Vajaratkar V. Neurodevelopmental disorders in children aged 2-9 years: Population-based burden estimates across five regions in India. *PLoS Med* 2018; **15**: e1002615 [PMID: [30040859](#) DOI: [10.1371/journal.pmed.1002615](#)]
- 29 **Dandona R**, Pandey A, George S, Kumar GA, Dandona L. India's disability estimates: Limitations and way forward. *PLoS One* 2019; **14**: e0222159 [PMID: [31491011](#) DOI: [10.1371/journal.pone.0222159](#)]
- 30 **Srinath S**, Girimaji SC. Epidemiology of child and adolescent mental health problems and mental retardation. *NIMHANS J* 1999; **17**: 355-366
- 31 **Kishore MT**, Udipi GA, Seshadri SP. Clinical Practice Guidelines for Assessment and Management of intellectual disability. *Indian J Psychiatry* 2019; **61**: 194-210 [PMID: [30745696](#) DOI: [10.4103/psychiatry.IndianJPsychiatry_507_18](#)]
- 32 **Streiner DL**, Patten SB, Anthony JC, Cairney J. Has 'lifetime prevalence' reached the end of its life? *Int J Methods Psychiatr Res* 2009; **18**: 221-228 [PMID: [20052690](#) DOI: [10.1002/mpr.296](#)]



Published by **Baishideng Publishing Group Inc**
7041 Koll Center Parkway, Suite 160, Pleasanton, CA 94566, USA

Telephone: +1-925-3991568

E-mail: bpgoffice@wjgnet.com

Help Desk: <https://www.f6publishing.com/helpdesk>

<https://www.wjgnet.com>

