

World Journal of *Gastroenterology*

World J Gastroenterol 2017 August 21; 23(31): 5645-5828





Editorial Board

2014-2017

The *World Journal of Gastroenterology* Editorial Board consists of 1375 members, representing a team of worldwide experts in gastroenterology and hepatology. They are from 68 countries, including Algeria (2), Argentina (7), Australia (31), Austria (9), Belgium (11), Brazil (20), Brunei Darussalam (1), Bulgaria (2), Cambodia (1), Canada (25), Chile (4), China (165), Croatia (2), Cuba (1), Czech (6), Denmark (2), Egypt (9), Estonia (2), Finland (6), France (20), Germany (58), Greece (31), Guatemala (1), Hungary (14), Iceland (1), India (33), Indonesia (2), Iran (10), Ireland (9), Israel (18), Italy (194), Japan (149), Jordan (1), Kuwait (1), Lebanon (7), Lithuania (1), Malaysia (1), Mexico (11), Morocco (1), Netherlands (5), New Zealand (4), Nigeria (3), Norway (6), Pakistan (6), Poland (12), Portugal (8), Puerto Rico (1), Qatar (1), Romania (10), Russia (3), Saudi Arabia (2), Singapore (7), Slovenia (2), South Africa (1), South Korea (69), Spain (51), Sri Lanka (1), Sudan (1), Sweden (12), Switzerland (5), Thailand (7), Trinidad and Tobago (1), Tunisia (2), Turkey (55), United Kingdom (49), United States (180), Venezuela (1), and Vietnam (1).

EDITORS-IN-CHIEF

Stephen C Strom, *Stockholm*
Andrzej S Tarnawski, *Long Beach*
Damian Garcia-Olmo, *Madrid*

ASSOCIATE EDITORS

Yung-Jue Bang, *Seoul*
Vincent Di Martino, *Besancon*
Daniel T Farkas, *Bronx*
Roberto J Firpi, *Gainesville*
Maria Gazouli, *Athens*
Chung-Feng Huang, *Kaohsiung*
Namir Katkhouda, *Los Angeles*
Anna Kramvis, *Johannesburg*
Wolfgang Kruis, *Cologne*
Peter L Lakatos, *Budapest*
Han Chu Lee, *Seoul*
Christine McDonald, *Cleveland*
Nahum Mendez-Sanchez, *Mexico City*
George K Michalopoulos, *Pittsburgh*
Suk Woo Nam, *Seoul*
Shu-You Peng, *Hangzhou*
Daniel von Renteln, *Montreal*
Angelo Sangiovanni, *Milan*
Hildegard M Schuller, *Knoxville*
Dong-Wan Seo, *Seoul*
Adrian John Stanley, *Glasgow*
Jurgen Stein, *Frankfurt*
Bei-Cheng Sun, *Nanjing*
Yoshio Yamaoka, *Yufu*

GUEST EDITORIAL BOARD MEMBERS

Jia-Ming Chang, *Taipei*
Jane CJ Chao, *Taipei*

Kuen-Feng Chen, *Taipei*
Tai-An Chiang, *Tainan*
Yi-You Chiou, *Taipei*
Seng-Kee Chuah, *Kaohsiung*
Wan-Long Chuang, *Kaohsiung*
How-Ran Guo, *Tainan*
Ming-Chih Hou, *Taipei*
Po-Shiuan Hsieh, *Taipei*
Ching-Chuan Hsieh, *Chiayi county*
Jun-Te Hsu, *Taoyuan*
Chung-Ping Hsu, *Taichung*
Chien-Ching Hung, *Taipei*
Chao-Hung Hung, *Kaohsiung*
Chen-Guo Ker, *Kaohsiung*
Yung-Chih Lai, *Taipei*
Teng-Yu Lee, *Taichung City*
Wei-Jei Lee, *Taoyuan*
Jin-Ching Lee, *Kaohsiung*
Jen-Kou Lin, *Taipei*
Ya-Wen Lin, *Taipei*
Hui-kang Liu, *Taipei*
Min-Hsiung Pan, *Taipei*
Bor-Shyang Sheu, *Tainan*
Hon-Yi Shi, *Kaohsiung*
Fung-Chang Sung, *Taichung*
Dar-In Tai, *Taipei*
Jung-Fa Tsai, *Kaohsiung*
Yao-Chou Tsai, *New Taipei City*
Chih-Chi Wang, *Kaohsiung*
Liang-Shun Wang, *New Taipei City*
Hsiu-Po Wang, *Taipei*
Jaw-Yuan Wang, *Kaohsiung*
Yuan-Huang Wang, *Taipei*
Yuan-Chuen Wang, *Taichung*

Deng-Chyang Wu, *Kaohsiung*
Shun-Fa Yang, *Taichung*
Hsu-Heng Yen, *Changhua*

MEMBERS OF THE EDITORIAL BOARD



Algeria

Saadi Berkane, *Algiers*
Samir Rouabhia, *Batna*



Argentina

N Tolosa de Talamoni, *Córdoba*
Eduardo de Santibanes, *Buenos Aires*
Bernardo Frider, *Capital Federal*
Guillermo Mazzolini, *Pilar*
Carlos Jose Pirola, *Buenos Aires*
Bernabé Matías Quesada, *Buenos Aires*
María Fernanda Troncoso, *Buenos Aires*



Australia

Golo Ahlenstiel, *Westmead*
Minoti V Apte, *Sydney*
Jacqueline S Barrett, *Melbourne*
Michael Beard, *Adelaide*
Filip Braet, *Sydney*
Guy D Eslick, *Sydney*
Christine Feinle-Bisset, *Adelaide*
Mark D Gorrell, *Sydney*
Michael Horowitz, *Adelaide*

Gordon Stanley Howarth, *Roseworthy*
 Seungha Kang, *Brisbane*
 Alfred King Lam, *Gold Coast*
 Ian C Lawrance, *Perth/Fremantle*
 Barbara Anne Leggett, *Brisbane*
 Daniel A Lemberg, *Sydney*
 Rupert W Leong, *Sydney*
 Finlay A Macrae, *Victoria*
 Vance Matthews, *Melbourne*
 David L Morris, *Sydney*
 Reme Mountifield, *Bedford Park*
 Hans J Netter, *Melbourne*
 Nam Q Nguyen, *Adelaide*
 Liang Qiao, *Westmead*
 Rajvinder Singh, *Adelaide*
 Ross Cyril Smith, *St Leonards*
 Kevin J Spring, *Sydney*
 Debbie Trinder, *Fremantle*
 Daniel R van Langenberg, *Box Hill*
 David Ian Watson, *Adelaide*
 Desmond Yip, *Garran*
 Li Zhang, *Sydney*



Austria

Felix Aigner, *Innsbruck*
 Gabriela A Berlakovich, *Vienna*
 Herwig R Cerwenka, *Graz*
 Peter Ferenci, *Wien*
 Alfred Gangl, *Vienna*
 Kurt Lenz, *Linz*
 Markus Peck-Radosavljevic, *Vienna*
 Markus Raderer, *Vienna*
 Stefan Riss, *Vienna*



Belgium

Michael George Adler, *Brussels*
 Benedicte Y De Winter, *Antwerp*
 Mark De Ridder, *Jette*
 Olivier Detry, *Liege*
 Denis Dufrane Dufrane, *Brussels*
 Sven M Francque, *Edegem*
 Nikos Kotzampassakis, *Liège*
 Geert KMM Robaey, *Genk*
 Xavier Sagaert, *Leuven*
 Peter Starkel, *Brussels*
 Eddie Wisse, *Keerbergen*



Brazil

SMP Balzan, *Santa Cruz do Sul*
 JLF Caboclo, *Sao Jose do Rio Preto*
 Fábio Guilherme Campos, *Sao Paulo*
 Claudia RL Cardoso, *Rio de Janeiro*
 Roberto J Carvalho-Filho, *Sao Paulo*
 Carla Daltro, *Salvador*
 José Sebastiao dos Santos, *Ribeirão Preto*
 Eduardo LR Mello, *Rio de Janeiro*
 Stihela Maria Murad-Regadas, *Fortaleza*
 Claudia PMS Oliveira, *Sao Paulo*
 Júlio C Pereira-Lima, *Porto Alegre*
 Marcos V Perini, *Sao Paulo*
 Vietla Satyanarayana Rao, *Fortaleza*

Raquel Rocha, *Salvador*
 AC Simoes e Silva, *Belo Horizonte*
 Mauricio F Silva, *Porto Alegre*
 Aytan Miranda Sipahi, *Sao Paulo*
 Rosa Leonôra Salerno Soares, *Niterói*
 Cristiane Valle Tovo, *Porto Alegre*
 Eduardo Garcia Vilela, *Belo Horizonte*



Brunei Darussalam

Vui Heng Chong, *Bandar Seri Begawan*



Bulgaria

Tanya Kirilova Kadiyska, *Sofia*
 Mihaela Petrova, *Sofia*



Cambodia

Francois Rouet, *Phnom Penh*



Canada

Brian Bressler, *Vancouver*
 Frank J Burczynski, *Winnipeg*
 Wangxue Chen, *Ottawa*
 Francesco Crea, *Vancouver*
 Jane A Foster, *Hamilton*
 Hugh J Freeman, *Vancouver*
 Shahrokh M Ghobadloo, *Ottawa*
 Yuewen Gong, *Winnipeg*
 Philip H Gordon, *Quebec*
 Rakesh Kumar, *Edmonton*
 Wolfgang A Kunze, *Hamilton*
 Patrick Labonte, *Laval*
 Zhikang Peng, *Winnipeg*
 Jayadev Raju, *Ottawa*
 Maitreyi Raman, *Calgary*
 Giada Sebastiani, *Montreal*
 Maida J Sewitch, *Montreal*
 Eldon A Shaffer, *Alberta*
 Christopher W Teshima, *Edmonton*
 Jean Sévigny, *Québec*
 Pingchang Yang, *Hamilton*
 Pingchang Yang, *Hamilton*
 Eric M Yoshida, *Vancouver*
 Bin Zheng, *Edmonton*



Chile

Marcelo A Beltran, *La Serena*
 Flavio Nervi, *Santiago*
 Adolfo Parra-Blanco, *Santiago*
 Alejandro Soza, *Santiago*



China

Zhao-Xiang Bian, *Hong Kong*
 San-Jun Cai, *Shanghai*
 Guang-Wen Cao, *Shanghai*
 Long Chen, *Nanjing*
 Ru-Fu Chen, *Guangzhou*
 George G Chen, *Hong Kong*

Li-Bo Chen, *Wuhan*
 Jia-Xu Chen, *Beijing*
 Hong-Song Chen, *Beijing*
 Lin Chen, *Beijing*
 Yang-Chao Chen, *Hong Kong*
 Zhen Chen, *Shanghai*
 Ying-Sheng Cheng, *Shanghai*
 Kent-Man Chu, *Hong Kong*
 Zhi-Jun Dai, *Xi'an*
 Jing-Yu Deng, *Tianjin*
 Yi-Qi Du, *Shanghai*
 Zhi Du, *Tianjin*
 Hani El-Nezami, *Hong Kong*
 Bao-Ying Fei, *Hangzhou*
 Chang-Ming Gao, *Nanjing*
 Jian-Ping Gong, *Chongqing*
 Zuo-Jiong Gong, *Wuhan*
 Jing-Shan Gong, *Shenzhen*
 Guo-Li Gu, *Beijing*
 Yong-Song Guan, *Chengdu*
 Mao-Lin Guo, *Luoyang*
 Jun-Ming Guo, *Ningbo*
 Yan-Mei Guo, *Shanghai*
 Xiao-Zhong Guo, *Shenyang*
 Guo-Hong Han, *Xi'an*
 Ming-Liang He, *Hong Kong*
 Peng Hou, *Xi'an*
 Zhao-Hui Huang, *Wuxi*
 Feng Ji, *Hangzhou*
 Simon Law, *Hong Kong*
 Yan-Chang Lei, *Hangzhou*
 Yu-Yuan Li, *Guangzhou*
 Meng-Sen Li, *Haikou*
 Shu-De Li, *Shanghai*
 Zong-Fang Li, *Xi'an*
 Qing-Quan Li, *Shanghai*
 Kang Li, *Lasa*
 Han Liang, *Tianjin*
 Xing'e Liu, *Hangzhou*
 Zheng-Wen Liu, *Xi'an*
 Xiao-Fang Liu, *Yantai*
 Bin Liu, *Tianjin*
 Quan-Da Liu, *Beijing*
 Hai-Feng Liu, *Beijing*
 Fei Liu, *Shanghai*
 Ai-Guo Lu, *Shanghai*
 He-Sheng Luo, *Wuhan*
 Xiao-Peng Ma, *Shanghai*
 Yong Meng, *Shantou*
 Ke-Jun Nan, *Xi'an*
 Siew Chien Ng, *Hong Kong*
 Simon SM Ng, *Hong Kong*
 Zhao-Shan Niu, *Qingdao*
 Di Qu, *Shanghai*
 Ju-Wei Mu, *Beijing*
 Rui-Hua Shi, *Nanjing*
 Bao-Min Shi, *Shanghai*
 Xiao-Dong Sun, *Hangzhou*
 Si-Yu Sun, *Shenyang*
 Guang-Hong Tan, *Haikou*
 Wen-Fu Tang, *Chengdu*
 Anthony YB Teoh, *Hong Kong*
 Wei-Dong Tong, *Chongqing*
 Eric Tse, *Hong Kong*
 Hong Tu, *Shanghai*

Rong Tu, *Haikou*
 Jian-She Wang, *Shanghai*
 Kai Wang, *Jinan*
 Xiao-Ping Wang, *Xianyang*
 Xiu-Yan Wang, *Shanghai*
 Dao-Rong Wang, *Yangzhou*
 De-Sheng Wang, *Xi'an*
 Chun-You Wang, *Wuhan*
 Ge Wang, *Chongqing*
 Xi-Shan Wang, *Harbin*
 Wei-hong Wang, *Beijing*
 Zhen-Ning Wang, *Shenyang*
 Wai Man Raymond Wong, *Hong Kong*
 Chun-Ming Wong, *Hong Kong*
 Jian Wu, *Shanghai*
 Sheng-Li Wu, *Xi'an*
 Wu-Jun Wu, *Xi'an*
 Qing Xia, *Chengdu*
 Yan Xin, *Shenyang*
 Dong-Ping Xu, *Beijing*
 Jian-Min Xu, *Shanghai*
 Wei Xu, *Changchun*
 Ming Yan, *Jinan*
 Xin-Min Yan, *Kunming*
 Yi-Qun Yan, *Shanghai*
 Feng Yang, *Shanghai*
 Yong-Ping Yang, *Beijing*
 He-Rui Yao, *Guangzhou*
 Thomas Yau, *Hong Kong*
 Winnie Yeo, *Hong Kong*
 Jing You, *Kunming*
 Jian-Qing Yu, *Wuhan*
 Ying-Yan Yu, *Shanghai*
 Wei-Zheng Yang, *Chengdu*
 Zong-Ming Zhang, *Beijing*
 Dian-Liang Zhang, *Qingdao*
 Ya-Ping Zhang, *Shijiazhuang*
 You-Cheng Zhang, *Lanzhou*
 Jian-Zhong Zhang, *Beijing*
 Ji-Yuan Zhang, *Beijing*
 Hai-Tao Zhao, *Beijing*
 Jian Zhao, *Shanghai*
 Jian-Hong Zhong, *Nanning*
 Ying-Qiang Zhong, *Guangzhou*
 Ping-Hong Zhou, *Shanghai*
 Yan-Ming Zhou, *Xiamen*
 Tong Zhou, *Nanchong*
 Li-Ming Zhou, *Chengdu*
 Guo-Xiong Zhou, *Nantong*
 Feng-Shang Zhu, *Shanghai*
 Jiang-Fan Zhu, *Shanghai*
 Zhao-Hui Zhu, *Beijing*



Croatia

Tajana Filipec Kanizaj, *Zagreb*
 Mario Tadic, *Zagreb*



Cuba

Damian Casadesus, *Havana*



Czech

Jan Bures, *Hradec Kralove*
 Marcela Kopacova, *Hradec Kralove*

Otto Kucera, *Hradec Kralove*
 Marek Minarik, *Prague*
 Pavel Soucek, *Prague*
 Miroslav Zavoral, *Prague*



Denmark

Vibeke Andersen, *Odense*
 E Michael Danielsen, *Copenhagen*



Egypt

Mohamed MM Abdel-Latif, *Assiut*
 Hussein Atta, *Cairo*
 Ashraf Elbahrawy, *Cairo*
 Mortada Hassan El-Shabrawi, *Cairo*
 Mona El Said El-Raziky, *Cairo*
 Elrashdy M Redwan, *New Borg Alrab*
 Zeinab Nabil Ahmed Said, *Cairo*
 Ragaa HM Salama, *Assiut*
 Maha Maher Shehata, *Mansoura*



Estonia

Margus Lember, *Tartu*
 Tamara Vorobjova, *Tartu*



Finland

Marko Kalliomäki, *Turku*
 Thomas Kietzmann, *Oulu*
 Kaija-Leena Kolho, *Helsinki*
 Eija Korkeila, *Turku*
 Heikki Makisalo, *Helsinki*
 Tanja Pessi, *Tampere*



France

Armando Abergel Clermont, *Ferrand*
 Elie K Chouillard, *Polssy*
 Pierre Cordelier, *Toulouse*
 Pascal P Crenn, *Garches*
 Catherine Daniel, *Lille*
 Fanny Daniel, *Paris*
 Cedric Dray, *Toulouse*
 Benoit Foligne, *Lille*
 Jean-Noel Freund, *Strasbourg*
 Hervé Guillou, *Toulouse*
 Nathalie Janel, *Paris*
 Majid Khatib, *Bordeaux*
 Jacques Marescaux, *Strasbourg*
 Jean-Claude Marie, *Paris*
 Driffa Moussata, *Pierre Benite*
 Hang Nguyen, *Clermont-Ferrand*
 Hugo Perazzo, *Paris*
 Alain L Servin, *Chatenay-Malabry*
 Chang Xian Zhang, *Lyon*



Germany

Stavros A Antoniou, *Monchengladbach*
 Erwin Biecker, *Siegburg*
 Hubert E Blum, *Freiburg*

Thomas Bock, *Berlin*
 Katja Breitkopf-Heinlein, *Mannheim*
 Elke Cario, *Essen*
 Güralp Onur Ceyhan, *Munich*
 Angel Cid-Arregui, *Heidelberg*
 Michael Clemens Roggendorf, *München*
 Christoph F Dietrich, *Bad Mergentheim*
 Valentin Fuhrmann, *Hamburg*
 Nikolaus Gassler, *Aachen*
 Andreas Geier, *Wuerzburg*
 Markus Gerhard, *Munich*
 Anton Gillissen, *Muenster*
 Thorsten Oliver Goetze, *Offenbach*
 Daniel Nils Gotthardt, *Heidelberg*
 Robert Grützmann, *Dresden*
 Thilo Hackert, *Heidelberg*
 Claus Hellerbrand, *Regensburg*
 Harald Peter Hoensch, *Darmstadt*
 Jens Hoeppner, *Freiburg*
 Richard Hummel, *Muenster*
 Jakob Robert Izbicki, *Hamburg*
 Gernot Maximilian Kaiser, *Essen*
 Matthias Kapischke, *Hamburg*
 Michael Keese, *Frankfurt*
 Andrej Khandoga, *Munich*
 Jorg Kleeff, *Munich*
 Alfred Koenigsrainer, *Tuebingen*
 Peter Christopher Konturek, *Saalfeld*
 Michael Linnebacher, *Rostock*
 Stefan Maier, *Kaufbeuren*
 Oliver Mann, *Hamburg*
 Marc E Martignoni, *Munic*
 Thomas Minor, *Bonn*
 Oliver Moeschler, *Osnabrueck*
 Jonas Mudter, *Eutin*
 Sebastian Mueller, *Heidelberg*
 Matthias Ocker, *Berlin*
 Andreas Ommer, *Essen*
 Albrecht Piiper, *Frankfurt*
 Esther Raskopf, *Bonn*
 Christoph Reichel, *Bad Brückenau*
 Elke Roeb, *Giessen*
 Udo Rolle, *Frankfurt*
 Karl-Herbert Schafer, *Zweibrücken*
 Peter Schemmer, *Heidelberg*
 Andreas G Schreyer, *Regensburg*
 Manuel A Silva, *Penzberg*
 Georgios C Sotiropoulos, *Essen*
 Ulrike S Stein, *Berlin*
 Dirk Uhlmann, *Leipzig*
 Michael Weiss, *Halle*
 Hong-Lei Weng, *Mannheim*
 Karsten Wursthorn, *Hamburg*



Greece

Alexandra Alexopoulou, *Athens*
 Nikolaos Antonakopoulos, *Athens*
 Stelios F Assimakopoulos, *Patras*
 Grigoris Chatzimavroudis, *Thessaloniki*
 Evangelos Cholongitas, *Thessaloniki*
 Gregory Christodoulidis, *Larisa*
 George N Dalekos, *Larisa*
 Urania Georgopoulou, *Athens*
 Eleni Gigi, *Thessaloniki*

Stavros Gourgiotis, *Athens*
 Leontios J Hadjileontiadis, *Thessaloniki*
 Thomas Hyphantis, *Ioannina*
 Ioannis Kanellos, *Thessaloniki*
 Stylianos Karatapanis, *Rhodes*
 Michael Koutsilieris, *Athens*
 Spiros D Ladas, *Athens*
 Theodoros K Liakakos, *Athens*
 Emanuel K Manesis, *Athens*
 Spiliot Manolakopoulos, *Athens*
 Gerassimos John Mantzaris, *Athens*
 Athanasios D Marinis, *Piraeus*
 Nikolaos Ioannis Nikiteas, *Athens*
 Konstantinos X Papamichael, *Athens*
 George Sgourakis, *Athens*
 Konstantinos C Thomopoulos, *Patras*
 Konstantinos Triantafyllou, *Athens*
 Christos Triantos, *Patras*
 Georgios Zacharakis, *Athens*
 Petros Zazos, *Alexandroupolis*
 Demosthenes E Ziogas, *Ioannina*



Guatemala

Carlos Maria Parellada, *Guatemala*



Hungary

Mihaly Boros, *Szeged*
 Tamás Decsi, *Pécs*
 Gyula Farkas, *Szeged*
 Andrea Furka, *Debrecen*
 Y vette Mandi, *Szeged*
 Peter L Lakatos, *Budapest*
 Pal Miheller, *Budapest*
 Tamás Molnar, *Szeged*
 Attila Olah, *Gyor*
 Maria Papp, *Debrecen*
 Ferenc Sipos, *Budapest*
 Miklós Tanyi, *Debrecen*
 Tibor Wittmann, *Szeged*



Iceland

Tryggvi Bjorn Stefánsson, *Reykjavík*



India

Brij B Agarwal, *New Delhi*
 Deepak N Amarapurkar, *Mumbai*
 Shams ul Bari, *Srinagar*
 Sriparna Basu, *Varanasi*
 Runu Chakravarty, *Kolkata*
 Devendra C Desai, *Mumbai*
 Nutan D Desai, *Mumbai*
 Suneela Sunil Dhaneshwar, *Pune*
 Radha K Dhiman, *Chandigarh*
 Pankaj Garg, *Mohali*
 Uday C Ghoshal, *Lucknow*
 Kalpesh Jani, *Vadodara*
 Premashis Kar, *New Delhi*
 Jyotdeep Kaur, *Chandigarh*
 Rakesh Kochhar, *Chandigarh*
 Pradyumna K Mishra, *Mumbai*

Asish K Mukhopadhyay, *Kolkata*
 Imtiyaz Murtaza, *Srinagar*
 P Nagarajan, *New Delhi*
 Samiran Nundy, *Delhi*
 Gopal Pande, *Hyderabad*
 Benjamin Perakath, *Vellore*
 Arun Prasad, *New Delhi*
 D Nageshwar Reddy, *Hyderabad*
 Lekha Saha, *Chandigarh*
 Sundeep Singh Saluja, *New Delhi*
 Mahesh Prakash Sharma, *New Delhi*
 Sadiq Saleem Sikora, *Bangalore*
 Sarman Singh, *New Delhi*
 Rajeev Sinha, *Jhansi*
 Rupjyoti Talukdar, *Hyderabad*
 Rakesh Kumar Tandon, *New Delhi*
 Narayanan Thirumoorthy, *Coimbatore*



Indonesia

David Handoyo Muljono, *Jakarta*
 Andi Utama, *Jakarta*



Iran

Arezo Aghakhani, *Tehran*
 Seyed Mohsen Dehghani, *Shiraz*
 Ahad Eshraghian, *Shiraz*
 Hossein Khedmat, *Tehran*
 Sadegh Massarrat, *Tehran*
 Marjan Mohammadi, *Tehran*
 Roja Rahimi, *Tehran*
 Farzaneh Sabahi, *Tehran*
 Majid Sadeghizadeh, *Tehran*
 Farideh Siavoshi, *Tehran*



Ireland

Gary Alan Bass, *Dublin*
 David J Brayden, *Dublin*
 Ronan A Cahill, *Dublin*
 Glen A Doherty, *Dublin*
 Liam J Fanning, *Cork*
 Barry Philip McMahon, *Dublin*
 RossMcManus, *Dublin*
 Dervla O'Malley, *Cork*
 Sinead M Smith, *Dublin*



Israel

Dan Carter, *Ramat Gan*
 Jorge-Shmuel Delgado, *Metar*
 Eli Magen, *Ashdod*
 Nitsan Maharshak, *Tel Aviv*
 Shaul Mordechai, *Beer Sheva*
 Menachem Moshkowitz, *Tel Aviv*
 William Bahij Nseir, *Nazareth*
 Shimon Reif, *Jerusalem*
 Ram Reifen, *Rehovot*
 Ariella Bar-Gil Shitrit, *Jerusalem*
 Noam Shussman, *Jerusalem*
 Igor Sukhotnik, *Haifa*
 Nir Wasserberg, *Petach Tikva*
 Jacob Yahav, *Rehovot*

Doron Levi Zamir, *Gedera*
 Shira Zelber-Sagi, *Haifa*
 Romy Zemel, *Petach-Tikva*



Italy

Ludovico Abenavoli, *Catanzaro*
 Luigi Elio Adinolfi, *Naples*
 Carlo Virginio Agostoni, *Milan*
 Anna Alisi, *Rome*
 Piero Luigi Almasio, *Palermo*
 Donato Francesco Altomare, *Bari*
 Amedeo Amedei, *Florence*
 Pietro Andreone, *Bologna*
 Imerio Angriman, *Padova*
 Vito Annese, *Florence*
 Paolo Aurello, *Rome*
 Salvatore Auricchio, *Naples*
 Gian Luca Baiocchi, *Brescia*
 Gianpaolo Balzano, *Milan*
 Antonio Basoli, *Rome*
 Gabrio Bassotti, *San Sisto*
 Mauro Bernardi, *Bologna*
 Alberto Biondi, *Rome*
 Ennio Biscaldi, *Genova*
 Massimo Bolognesi, *Padua*
 Luigi Bonavina, *Milano*
 Aldo Bove, *Chieti*
 Raffaele Bruno, *Pavia*
 Luigi Bruscianno, *Napoli*
 Giuseppe Cabibbo, *Palermo*
 Carlo Calabrese, *Bologna*
 Daniele Calistri, *Meldola*
 Vincenza Calvaruso, *Palermo*
 Lorenzo Camellini, *Reggio Emilia*
 Marco Candela, *Bologna*
 Raffaele Capasso, *Naples*
 Lucia Carulli, *Modena*
 Renato David Caviglia, *Rome*
 Luigina Cellini, *Chieti*
 Giuseppe Chiarioni, *Verona*
 Claudio Chiesa, *Rome*
 Michele Cicala, *Roma*
 Rachele Ciccocioppo, *Pavia*
 Sandro Contini, *Parma*
 Gaetano Corso, *Foggia*
 Renato Costi, *Parma*
 Alessandro Cucchetti, *Bologna*
 Rosario Cuomo, *Napoli*
 Giuseppe Currò, *Messina*
 Paola De Nardi, *Milano*
 Giovanni D De Palma, *Naples*
 Raffaele De Palma, *Napoli*
 Giuseppina De Petro, *Brescia*
 Valli De Re, *Aviano*
 Paolo De Simone, *Pisa*
 Giuliana Decorti, *Trieste*
 Emanuele Miraglia del Giudice, *Napoli*
 Isidoro Di Carlo, *Catania*
 Matteo Nicola Dario Di Minno, *Naples*
 Massimo Donadelli, *Verona*
 Mirko D'Onofrio, *Verona*
 Maria Pina Dore, *Sassari*
 Luca Elli, *Milano*
 Massimiliano Fabozzi, *Aosta*
 Massimo Falconi, *Ancona*

Ezio Falletto, *Turin*
 Silvia Fargion, *Milan*
 Matteo Fassan, *Verona*
 Gianfranco Delle Fave, *Roma*
 Alessandro Federico, *Naples*
 Francesco Feo, *Sassari*
 Davide Festi, *Bologna*
 Natale Figura, *Siena*
 Vincenzo Formica, *Rome*
 Mirella Fraquelli, *Milan*
 Marzio Frazzoni, *Modena*
 Walter Fries, *Messina*
 Gennaro Galizia, *Naples*
 Andrea Galli, *Florence*
 Matteo Garcovich, *Rome*
 Eugenio Gaudio, *Rome*
 Paola Ghiorzo, *Genoa*
 Edoardo G Giannini, *Genova*
 Luca Gianotti, *Monza*
 Maria Cecilia Giron, *Padova*
 Alberto Grassi, *Rimini*
 Gabriele Grassi, *Trieste*
 Francesco Greco, *Bergamo*
 Luigi Greco, *Naples*
 Antonio Grieco, *Rome*
 Fabio Grizzi, *Rozzano*
 Laurino Grossi, *Pescara*
 Simone Guglielmetti, *Milan*
 Tiberiu Hershcovici, *Jerusalem*
 Calogero Iacono, *Verona*
 Enzo Ierardi, *Bari*
 Amedeo Indriolo, *Bergamo*
 Raffaele Iorio, *Naples*
 Paola Iovino, *Salerno*
 Angelo A Izzo, *Naples*
 Loretta Kondili, *Rome*
 Filippo La Torre, *Rome*
 Giuseppe La Torre, *Rome*
 Giovanni Latella, *L'Aquila*
 Salvatore Leonardi, *Catania*
 Massimo Libra, *Catania*
 Anna Licata, *Palermo*
 Carmela Loguercio, *Naples*
 Amedeo Lonardo, *Modena*
 Carmelo Luigiano, *Catania*
 Francesco Luzzo, *Catanzaro*
 Giovanni Maconi, *Milano*
 Antonio Macrì, *Messina*
 Mariano Malaguarnera, *Catania*
 Francesco Manguso, *Napoli*
 Tommaso Maria Manzia, *Rome*
 Daniele Marrelli, *Siena*
 Gabriele Masselli, *Rome*
 Sara Massironi, *Milan*
 Giuseppe Mazzarella, *Avellino*
 Michele Milella, *Rome*
 Giovanni Milito, *Rome*
 Antonella d'Arminio Monforte, *Milan*
 Fabrizio Montecucco, *Genoa*
 Giovanni Monteleone, *Rome*
 Mario Morino, *Torino*
 Vincenzo La Mura, *Milan*
 Gerardo Nardone, *Naples*
 Riccardo Nascimbeni, *Brescia*
 Gabriella Nesi, *Florence*
 Giuseppe Nigri, *Rome*

Erica Novo, *Turin*
 Veronica Ojetti, *Rome*
 Michele Orditura, *Naples*
 Fabio Pace, *Seriate*
 Lucia Pacifico, *Rome*
 Omero Alessandro Paoluzi, *Rome*
 Valerio Pazienza, *San Giovanni Rotondo*
 Rinaldo Pellicano, *Turin*
 Adriano M Pellicelli, *Rome*
 Nadia Peparini, *Ciampino*
 Mario Pescatori, *Rome*
 Antonio Picardi, *Rome*
 Alberto Pilotto, *Padova*
 Alberto Piperno, *Monza*
 Anna Chiara Piscaglia, *Rome*
 Maurizio Pompili, *Rome*
 Francesca Romana Ponziani, *Rome*
 Cosimo Prantero, *Rome*
 Girolamo Ranieri, *Bari*
 Carlo Ratto, *Tome*
 Barbara Renga, *Perugia*
 Alessandro Repici, *Rozzano*
 Maria Elena Riccioni, *Rome*
 Lucia Ricci-Vitiani, *Rome*
 Luciana Rigoli, *Messina*
 Mario Rizzetto, *Torino*
 Ballarin Roberto, *Modena*
 Roberto G Romanelli, *Florence*
 Claudio Romano, *Messina*
 Luca Roncucci, *Modena*
 Cesare Ruffolo, *Treviso*
 Lucia Sacchetti, *Napoli*
 Rodolfo Sacco, *Pisa*
 Lapo Sali, *Florence*
 Romina Salpini, *Rome*
 Giulio Aniello, *Santoro Treviso*
 Armando Santoro, *Rozzano*
 Edoardo Savarino, *Padua*
 Marco Senzolo, *Padua*
 Annalucia Serafino, *Rome*
 Giuseppe S Sica, *Rome*
 Pierpaolo Sileri, *Rome*
 Cosimo Sperti, *Padua*
 Vincenzo Stanghellini, *Bologna*
 Cristina Stasi, *Florence*
 Gabriele Stocco, *Trieste*
 Roberto Tarquini, *Florence*
 Mario Testini, *Bari*
 Guido Torzilli, *Milan*
 Guido Alberto Massimo, *Tiberio Brescia*
 Giuseppe Toffoli, *Aviano*
 Alberto Tommasini, *Trieste*
 Francesco Tonelli, *Florence*
 Cesare Tosetti Porretta, *Terme*
 Lucio Trevisani, *Cona*
 Guglielmo M Trovato, *Catania*
 Mariapia Vairetti, *Pavia*
 Luca Vittorio Valenti, *Milano*
 Mariateresa T Ventura, *Bari*
 Giuseppe Verlato, *Verona*
 Marco Vivarelli, *Ancona*
 Giovanni Li Volti, *Catania*
 Giuseppe Zanotti, *Padua*
 Vincenzo Zara, *Lecce*
 Gianguglielmo Zehender, *Milan*
 Anna Linda Zignego, *Florence*
 Rocco Antonio Zoccali, *Messina*

Angelo Zullo, *Rome*



Japan

Yasushi Adachi, *Sapporo*
 Takafumi Ando, *Nagoya*
 Masahiro Arai, *Tokyo*
 Makoto Arai, *Chiba*
 Takaaki Arigami, *Kagoshima*
 Itaru Endo, *Yokohama*
 Munechika Enjoji, *Fukuoka*
 Shunji Fujimori, *Tokyo*
 Yasuhiro Fujino, *Akashi*
 Toshiyoshi Fujiwara, *Okayama*
 Yosuke Fukunaga, *Tokyo*
 Toshio Fukusato, *Tokyo*
 Takahisa Furuta, *Hamamatsu*
 Osamu Handa, *Kyoto*
 Naoki Hashimoto, *Osaka*
 Yoichi Hiasa, *Toon*
 Masatsugu Hiraki, *Saga*
 Satoshi Hirano, *Sapporo*
 Keiji Hirata, *Fukuoka*
 Toru Hiyama, *Higashihiroshima*
 Akira Hokama, *Nishihara*
 Shu Hoteya, *Tokyo*
 Masao Ichinose, *Wakayama*
 Tatsuya Ide, *Kurume*
 Masahiro Iizuka, *Akita*
 Toshiro Iizuka, *Tokyo*
 Kenichi Ikejima, *Tokyo*
 Tetsuya Ikemoto, *Tokushima*
 Hiroyuki Imaeda, *Saitama*
 Atsushi Imagawa, *Kan-onji*
 Hiroo Imazu, *Tokyo*
 Shuji Isaji, *Tsu*
 Toru Ishikawa, *Niigata*
 Toshiyuki Ishiwata, *Tokyo*
 Soichi Itaba, *Kitakyushu*
 Yoshiaki Iwasaki, *Okayama*
 Tatehiro Kagawa, *Isehara*
 Satoru Kakizaki, *Maebashi*
 Naomi Kakushima, *Shizuoka*
 Terumi Kamisawa, *Tokyo*
 Akihide Kamiya, *Isehara*
 Osamu Kanauchi, *Tokyo*
 Tatsuo Kanda, *Chiba*
 Shin Kariya, *Okayama*
 Shigeyuki Kawa, *Matsumoto*
 Takumi Kawaguchi, *Kurume*
 Takashi Kawai, *Tokyo*
 Soo Ryang Kim, *Kobe*
 Shinsuke Kiriya, *Gunma*
 Tsuneo Kitamura, *Urayasu*
 Masayuki Kitano, *Osakasayama*
 Hirotoshi Kobayashi, *Tokyo*
 Hironori Koga, *Kurume*
 Takashi Kojima, *Sapporo*
 Satoshi Kokura, *Kyoto*
 Shuhei Komatsu, *Kyoto*
 Tadashi Kondo, *Tokyo*
 Yasuteru Kondo, *Sendai*
 Yasuhiro Kuramitsu, *Yamaguchi*
 Yukinori Kurokawa, *Osaka*
 Shin Maeda, *Yokohama*
 Koutarou Maeda, *Toyoake*

Hitoshi Maruyama, *Chiba*
 Atsushi Masamune, *Sendai*
 Hiroyuki Matsubayashi, *Suntogun*
 Akihisa Matsuda, *Inzai*
 Hirofumi Matsui, *Tsukuba*
 Akira Matsumori, *Kyoto*
 Yoichi Matsuo, *Nagoya*
 Y Matsuzaki, *Ami*
 Toshihiro Mitaka, *Sapporo*
 Kouichi Miura, *Akita*
 Shinichi Miyagawa, *Matumoto*
 Eiji Miyoshi, *Suita*
 Toru Mizuguchi, *Sapporo*
 Nobumasa Mizuno, *Nagoya*
 Zenichi Morise, *Nagoya*
 Tomohiko Moriyama, *Fukuoka*
 Kunihiko Murase, *Tusima*
 Michihiro Mutoh, *Tsukiji*
 Akihito Nagahara, *Tokyo*
 Hikaru Nagahara, *Tokyo*
 Hidenari Nagai, *Tokyo*
 Koichi Nagata, *Shimotsuke-shi*
 Masaki Nagaya, *Kawasaki*
 Hisato Nakajima, *Nishi-Shinbashi*
 Toshifusa Nakajima, *Tokyo*
 Hiroshi Nakano, *Kawasaki*
 Hiroshi Nakase, *Kyoto*
 Toshiyuki Nakayama, *Nagasaki*
 Takahiro Nakazawa, *Nagoya*
 Shoji Natsugoe, *Kagoshima City*
 Tsutomu Nishida, *Suita*
 Shuji Nomoto, *Naogya*
 Sachiyo Nomura, *Tokyo*
 Takeshi Ogura, *Takatsukishi*
 Nobuhiro Ohkohchi, *Tsukuba*
 Toshifumi Ohkusa, *Kashiwa*
 Hirohide Ohnishi, *Akita*
 Teruo Okano, *Tokyo*
 Satoshi Osawa, *Hamamatsu*
 Motoyuki Otsuka, *Tokyo*
 Michitaka Ozaki, *Sapporo*
 Satoru Saito, *Yokohama*
 Naoaki Sakata, *Sendai*
 Ken Sato, *Maebashi*
 Toshiro Sato, *Tokyo*
 Tomoyuki Shibata, *Toyoake*
 Tomohiko Shimatani, *Kure*
 Yukihiro Shimizu, *Nanto*
 Tadashi Shimoyama, *Hirosaki*
 Masayuki Sho, *Nara*
 Ikuo Shoji, *Kobe*
 Atsushi Sofuni, *Tokyo*
 Takeshi Suda, *Niigata*
 M Sugimoto, *Hamamatsu*
 Ken Sugimoto, *Hamamatsu*
 Haruhiko Sugimura, *Hamamatsu*
 Shoichiro Sumi, *Kyoto*
 Hidekazu Suzuki, *Tokyo*
 Masahiro Tajika, *Nagoya*
 Hitoshi Takagi, *Takasaki*
 Toru Takahashi, *Niigata*
 Yoshihisa Takahashi, *Tokyo*
 Shinsuke Takeno, *Fukuoka*
 Akihiro Tamori, *Osaka*
 Kyosuke Tanaka, *Tsu*
 Shinji Tanaka, *Hiroshima*

Atsushi Tanaka, *Tokyo*
 Yasuhito Tanaka, *Nagoya*
 Shinji Tanaka, *Tokyo*
 Minoru Tomizawa, *Yotsukaido City*
 Kyoko Tsukiyama-Kohara, *Kagoshima*
 Takuya Watanabe, *Niigata*
 Kazuhiro Watanabe, *Sendai*
 Satoshi Yamagiwa, *Niigata*
 Takayuki Yamamoto, *Yokkaichi*
 Hiroshi Yamamoto, *Otsu*
 Kosho Yamanouchi, *Nagasaki*
 Ichiro Yasuda, *Gifu*
 Yutaka Yata, *Maebashi-city*
 Shin-ichi Yokota, *Sapporo*
 Norimasa Yoshida, *Kyoto*
 Hiroshi Yoshida, *Tama-City*
 Hitoshi Yoshiji, *Kashihara*
 Kazuhiko Yoshimatsu, *Tokyo*
 Kentaro Yoshioka, *Toyoake*
 Nobuhiro Zaima, *Nara*



Jordan

Khaled Ali Jadallah, *Irbid*



Kuwait

Islam Khan, *Kuwait*



Lebanon

Bassam N Abboud, *Beirut*
 Kassem A Barada, *Beirut*
 Marwan Ghosn, *Beirut*
 Iyad A Issa, *Beirut*
 Fadi H Mourad, *Beirut*
 AIA Sharara, *Beirut*
 Rita Slim, *Beirut*



Lithuania

Antanas Mickevicius, *Kaunas*



Malaysia

Huck Joo Tan, *Petaling Jaya*



Mexico

Richard A Awad, *Mexico City*
 Carlos R Camara-Lemarroy, *Monterrey*
 Norberto C Chavez-Tapia, *Mexico City*
 Wolfgang Gaertner, *Mexico City*
 Diego Garcia-Compean, *Monterrey*
 Arturo Panduro, *Guadalajara*
 OT Teramoto-Matsubara, *Mexico City*
 Felix Tellez-Avila, *Mexico City*
 Omar Vergara-Fernandez, *Mexico City*
 Saúl Villa-Trevino, *Cuidad de México*



Morocco

Samir Ahboucha, *Khouribga*



Netherlands

Robert J de Knegt, *Rotterdam*
 Tom Johannes Gerardus Gevers, *Nijmegen*
 Menno Hoekstra, *Leiden*
 BW Marcel Spanier, *Arnhem*
 Karel van Erpecum, *Utrecht*



New Zealand

Leo K Cheng, *Auckland*
 Andrew Stewart Day, *Christchurch*
 Jonathan Barnes Koea, *Auckland*
 Max Petrov, *Auckland*



Nigeria

Olufunmilayo Adenike Lesi, *Lagos*
 Jesse Abiodun Otegbayo, *Ibadan*
 Stella Ifeanyi Smith, *Lagos*



Norway

Trond Berg, *Oslo*
 Trond Arnulf Buanes, *Krokkleiva*
 Thomas de Lange, *Rud*
 Magdy El-Salhy, *Stord*
 Rasmus Goll, *Tromso*
 Dag Arne Lihaug Hoff, *Aalesund*



Pakistan

Zaigham Abbas, *Karachi*
 Usman A Ashfaq, *Faisalabad*
 Muhammad Adnan Bawany, *Hyderabad*
 Muhammad Idrees, *Lahore*
 Saeed Sadiq Hamid, *Karachi*
 Yasir Waheed, *Islamabad*



Poland

Thomas Brzozowski, *Cracow*
 Magdalena Chmiela, *Lodz*
 Krzysztof Jonderko, *Sosnowiec*
 Anna Kasicka-Jonderko, *Sosnowiec*
 Michal Kukla, *Katowice*
 Tomasz Hubert Mach, *Krakow*
 Agata Mulak, *Wroclaw*
 Danuta Owczarek, *Kraków*
 Piotr Socha, *Warsaw*
 Piotr Stalke, *Gdansk*
 Julian Teodor Swierczynski, *Gdansk*
 Anna M Zawilak-Pawlik, *Wroclaw*



Portugal

Marie Isabelle Cremers, *Setubal*
 Ceu Figueiredo, *Porto*
 Ana Isabel Lopes, *Lisbon*
 M Paula Macedo, *Lisboa*
 Ricardo Marcos, *Porto*
 Rui T Marinho, *Lisboa*
 Guida Portela-Gomes, *Estoril*

Filipa F Vale, *Lisbon*



Puerto Rico

Caroline B Appleyard, *Ponce*



Qatar

Abdulbari Bener, *Doha*



Romania

Mihai Ciocirlan, *Bucharest*

Dan Lucian Dumitrascu, *Cluj-Napoca*

Carmen Fierbinteanu-Braticevici, *Bucharest*

Romeo G Mihaila, *Sibiu*

Lucian Negreanu, *Bucharest*

Adrian Saftoiu, *Craiova*

Andrada Seicean, *Cluj-Napoca*

Ioan Sporea, *Timisoara*

Letitia Adela Maria Streba, *Craiova*

Anca Trifan, *Iasi*



Russia

Victor Pasechnikov, *Stavropol*

Vasiliy Ivanovich Reshetnyak, *Moscow*

Vitaly Skoropad, *Obninsk*



Saudi Arabia

Abdul-Wahed N Meshikhes, *Dammam*

M Ezzedien Rabie, *Khamis Mushait*



Singapore

Brian KP Goh, *Singapore*

Richie Soong, *Singapore*

Ker-Kan Tan, *Singapore*

Kok-Yang Tan, *Singapore*

Yee-Joo Tan, *Singapore*

Mark Wong, *Singapore*

Hong Ping Xia, *Singapore*



Slovenia

Matjaz Homan, *Ljubljana*

Martina Perse, *Ljubljana*



South Korea

Sang Hoon Ahn, *Seoul*

Seung Hyuk Baik, *Seoul*

Soon Koo Baik, *Wonju*

Soo-Cheon Chae, *Iksan*

Byung-Ho Choe, *Daegu*

Suck Chei Choi, *Iksan*

Hoon Jai Chun, *Seoul*

Yeun-Jun Chung, *Seoul*

Young-Hwa Chung, *Seoul*

Ki-Baik Hahm, *Seongnam*

Sang Young Han, *Busan*

Seok Joo Han, *Seoul*

Seung-Heon Hong, *Iksan*

Jin-Hyeok Hwang, *Seoungnam*

Jeong Won Jang, *Seoul*

Jin-Young Jang, *Seoul*

Dae-Won Jun, *Seoul*

Young Do Jung, *Kwangju*

Gyeong Hoon Kang, *Seoul*

Sung-Bum Kang, *Seoul*

Koo Jeong Kang, *Daegu*

Ki Mun Kang, *Jinju*

Chang Moo Kang, *Seodaemun-gu*

Gwang Ha Kim, *Busan*

Sang Soo Kim, *Goyang-si*

Jin Cheon Kim, *Seoul*

Tae Il Kim, *Seoul*

Jin Hong Kim, *Suwon*

Kyung Mo Kim, *Seoul*

Kyongmin Kim, *Suwon*

Hyung-Ho Kim, *Seongnam*

Seoung Hoon Kim, *Goyang*

Sang Il Kim, *Seoul*

Hyun-Soo Kim, *Wonju*

Jung Mogg Kim, *Seoul*

Dong Yi Kim, *Gwangju*

Kyun-Hwan Kim, *Seoul*

Jong-Han Kim, *Ansan*

Sang Wun Kim, *Seoul*

Ja-Lok Ku, *Seoul*

Kyu Taek Lee, *Seoul*

Hae-Wan Lee, *Chuncheon*

Inchul Lee, *Seoul*

Jung Eun Lee, *Seoul*

Sang Chul Lee, *Daejeon*

Song Woo Lee, *Ansan-si*

Hyuk-Joon Lee, *Seoul*

Seong-Wook Lee, *Yongin*

Kil Yeon Lee, *Seoul*

Jong-Inn Lee, *Seoul*

Kyung A Lee, *Seoul*

Jong-Baeck Lim, *Seoul*

Eun-Yi Moon, *Seoul*

SH Noh, *Seoul*

Seung Woon Paik, *Seoul*

Won Sang Park, *Seoul*

Sung-Joo Park, *Iksan*

Kyung Sik Park, *Daegu*

Se Hoon Park, *Seoul*

Yoonkyung Park, *Gwangju*

Seung-Wan Ryu, *Daegu*

Il Han Song, *Cheonan*

Myeong Jun Song, *Daejeon*

Yun Kyoung Yim, *Daejeon*

Dae-Yeul Yu, *Daejeon*



Spain

Mariam Aguas, *Valencia*

Raul J Andrade, *Málaga*

Antonio Arroyo, *Elche*

Josep M Bordas, *Barcelona*

Lisardo Boscá, *Madrid*

Ricardo Robles Campos, *Murcia*

Jordi Camps, *Reus*

Carlos Cervera, *Barcelona*

Alfonso Clemente, *Granada*

Pilar Codoner-Franch, *Valencia*

Fernando J Corrales, *Pamplona*

Fermin Sánchez de Medina, *Granada*

Alberto Herreros de Tejada, *Majadahonda*

Enrique de-Madaria, *Alicante*

JE Dominguez-Munoz, *Santiago de Compostela*

Vicente Felipo, *Valencia*

CM Fernandez-Rodriguez, *Madrid*

Carmen Frontela-Saseta, *Murcia*

Julio Galvez, *Granada*

Maria Teresa García, *Vigo*

MI Garcia-Fernandez, *Málaga*

Emilio Gonzalez-Reimers, *La Laguna*

Marcel Jimenez, *Bellaterra*

Angel Lanas, *Zaragoza*

Juan Ramón Larrubia, *Guadalajara*

Antonio Lopez-Sanroman, *Madrid*

Vicente Lorenzo-Zuniga, *Badalona*

Alfredo J Lucendo, *Tomelloso*

Vicenta Soledad Martinez-Zorzano, *Vigo*

José Manuel Martin-Villa, *Madrid*

Julio Mayol, *Madrid*

Manuel Morales-Ruiz, *Barcelona*

Alfredo Moreno-Egea, *Murcia*

Albert Pares, *Barcelona*

Maria Pellise, *Barcelona*

José Perea, *Madrid*

Miguel Angel Plaza, *Zaragoza*

María J Pozo, *Cáceres*

Enrique Quintero, *La Laguna*

Jose M Ramia, *Madrid*

Francisco Rodriguez-Frias, *Barcelona*

Silvia Ruiz-Gaspa, *Barcelona*

Xavier Serra-Aracil, *Barcelona*

Vincent Soriano, *Madrid*

Javier Suarez, *Pamplona*

Carlos Taxonera, *Madrid*

M Isabel Torres, *Jaén*

Manuel Vazquez-Carrera, *Barcelona*

Benito Velayos, *Valladolid*

Silvia Vidal, *Barcelona*



Sri Lanka

Arjuna Priyadarsin De Silva, *Colombo*



Sudan

Ishag Adam, *Khartoum*



Sweden

Roland G Andersson, *Lund*

Bergthor Björnsson, *Linköping*

Johan Christopher Bohr, *Örebro*

Mauro D'Amato, *Stockholm*

Thomas Franzen, *Norrköping*

Evangelos Kalaitzakis, *Lund*

Riadh Sadik, *Gothenburg*

Per Anders Sandstrom, *Linköping*

Ervin Toth, *Malmö*

Konstantinos Tsimogiannis, *Vasteras*

Apostolos V Tsolakis, *Uppsala*

**Switzerland**

Gieri Cathomas, *Liestal*
Jean Louis Frossard, *Geneve*
Christian Toso, *Geneva*
Stephan Robert Vavricks, *Zurich*
Dominique Velin, *Lausanne*

**Thailand**

Thawatchai Akaraviputh, *Bangkok*
P Yoysungnoen Chintana, *Pathumthani*
Veerapol Kukongviriyapan, *Muang*
Vijitra Leardkamolkarn, *Bangkok*
Varut Lohsiriwat, *Bangkok*
Somchai Pinlaor, *Khaon Kaen*
D Wattanasirichaigoon, *Bangkok*

**Trinidad and Tobago**

B Shivananda Nayak, *Mount Hope*

**Tunisia**

Ibtissem Ghedira, *Sousse*
Lilia Zouiten-Mekki, *Tunis*

**Turkey**

Inci Alican, *Istanbul*
Mustafa Altindis, *Sakarya*
Mutay Aslan, *Antalya*
Oktar Asoglu, *Istanbul*
Yasemin Hatice Balaban, *Istanbul*
Metin Basaranoglu, *Ankara*
Yusuf Bayraktar, *Ankara*
Süleyman Bayram, *Adiyaman*
Ahmet Bilici, *Istanbul*
Ahmet Sedat Boyacioglu, *Ankara*
Züleyha Akkan Cetinkaya, *Kocaeli*
Cavit Col, *Bolu*
Yasar Colak, *Istanbul*
Cagatay Erden Daphan, *Kirikkale*
Mehmet Demir, *Hatay*
Ahmet Merih Dobrucali, *Istanbul*
Gülüm Ozlem Elpek, *Antalya*
Ayse Basak Engin, *Ankara*
Eren Ersoy, *Ankara*
Osman Ersoy, *Ankara*
Yusuf Ziya Erzin, *Istanbul*
Mukaddes Esrefoglu, *Istanbul*
Levent Filik, *Ankara*
Ozgur Harmanaci, *Ankara*
Koray Hekimoglu, *Ankara*
Abdurrahman Kadayifci, *Gaziantep*
Cem Kalayci, *Istanbul*
Selin Kapan, *Istanbul*
Huseyin Kayadibi, *Adana*
Sabahattin Kaymakoglu, *Istanbul*
Metin Kement, *Istanbul*
Mevlut Kurt, *Bolu*
Resat Ozaras, *Istanbul*
Elvan Ozbek, *Adapazari*

Cengiz Ozcan, *Mersin*
Hasan Ozen, *Ankara*
Halil Ozguc, *Bursa*
Mehmet Ozturk, *Izmir*
Orhan V Ozkan, *Sakarya*
Semra Paydas, *Adana*
Ozlem Durmaz Suoglu, *Istanbul*
Ilker Tasci, *Ankara*
Müge Tecder-ünal, *Ankara*
Mesut Tez, *Ankara*
Serdar Topaloglu, *Trabzon*
Murat Toruner, *Ankara*
Gokhan Tumgor, *Adana*
Oguz Uskudar, *Adana*
Mehmet Yalniz, *Elazig*
Mehmet Yaman, *Elazig*
Veli Yazisiz, *Antalya*
Yusuf Yilmaz, *Istanbul*
Ozlem Yilmaz, *Izmir*
Oya Yucel, *Istanbul*
Ilhami Yuksel, *Ankara*

**United Kingdom**

Nadeem Ahmad Afzal, *Southampton*
Navneet K Ahluwalia, *Stockport*
Yeng S Ang, *Lancashire*
Ramesh P Arasaradnam, *Coventry*
Ian Leonard Phillip Beales, *Norwich*
John Beynon, *Swansea*
Barbara Braden, *Oxford*
Simon Bramhall, *Birmingham*
Geoffrey Burnstock, *London*
Ian Chau, *Sutton*
Thean Soon Chew, *London*
Helen G Coleman, *Belfast*
Anil Dhawan, *London*
Sunil Dolwani, *Cardiff*
Piers Gatenby, *London*
Anil T George, *London*
Pasquale Giordano, *London*
Paul Henderson, *Edinburgh*
Georgina Louise Hold, *Aberdeen*
Stefan Hubscher, *Birmingham*
Robin D Hughes, *London*
Nusrat Husain, *Manchester*
Matt W Johnson, *Luton*
Konrad Koss, *Macclesfield*
Anastasios Koulaouzidis, *Edinburgh*
Simon Lal, *Salford*
John S Leeds, *Aberdeen*
JK K Limdi, *Manchester*
Hongxiang Liu, *Cambridge*
Michael Joseph McGarvey, *London*
Michael Anthony Mendall, *London*
Alexander H Mirnezami, *Southampton*
J Bernadette Moore, *Guildford*
Claudio Nicoletti, *Norwich*
Savvas Papagrigoriadis, *London*
Sylvia LF Pender, *Southampton*
David Mark Pritchard, *Liverpool*
James A Ross, *Edinburgh*
Kamran Rostami, *Worcester*
Xiong Z Ruan, *London*
Frank I Tovey, *London*
Dhiraj Tripathi, *Birmingham*

Vamsi R Velchuru, *Great Yarmouth*
Nicholas T Ventham, *Edinburgh*
Diego Vergani, *London*
Jack Westwood Winter, *Glasgow*
Terence Wong, *London*
Ling Yang, *Oxford*

**United States**

Daniel E Abbott, *Cincinnati*
Ghassan K Abou-Alfa, *New York*
Julian Abrams, *New York*
David William Adelson, *Los Angeles*
Jonathan Steven Alexander, *Shreveport*
Tauseef Ali, *Oklahoma City*
Mohamed R Ali, *Sacramento*
Rajagopal N Aravalli, *Minneapolis*
Hassan Ashktorab, *Washington*
Shashi Bala, *Worcester*
Charles F Barish, *Raleigh*
P Patrick Basu, *New York*
Robert L Bell, *Berkeley Heights*
David Bentrem, *Chicago*
Henry J Binder, *New Haven*
Joshua Bleier, *Philadelphia*
Wojciech Blonski, *Johnson City*
Kenneth Boorum, *Corvallis*
Brian Boulay, *Chicago*
Carla W Brady, *Durham*
Kyle E Brown, *Iowa City*
Adeel A Butt, *Pittsburgh*
Weibiao Cao, *Providence*
Andrea Castillo, *Cheney*
Fernando J Castro, *Weston*
Adam S Cheifetz, *Boston*
Xiaoxin Luke Chen, *Durham*
Ramsey Cheung, *Palo Alto*
Parimal Chowdhury, *Little Rock*
Edward John Ciccio, *New York*
Dahn L Clemens, *Omaha*
Yingzi Cong, *Galveston*
Laura Iris Cosen-Binker, *Boston*
Joseph John Cullen, *Iowa*
Mark J Czaja, *Bronx*
Mariana D Dabeva, *Bronx*
Christopher James Damman, *Seattle*
Isabelle G De Plaen, *Chicago*
Punita Dhawan, *Nashville*
Hui Dong, *La Jolla*
Wael El-Rifai, *Nashville*
Sukru H Emre, *New Haven*
Paul Feuerstadt, *Hamden*
Josef E Fischer, *Boston*
Laurie N Fishman, *Boston*
Joseph Che Forbi, *Atlanta*
Temitope Foster, *Atlanta*
Amy E Foxx-Orenstein, *Scottsdale*
Daniel E Freedberg, *New York*
Shai Friedland, *Palo Alto*
Virgilio George, *Indianapolis*
Ajay Goel, *Dallas*
Oliver Grundmann, *Gainesville*
Stefano Guandalini, *Chicago*
Chakshu Gupta, *St. Joseph*
Grigoriy E Gurvits, *New York*

Xiaonan Han, *Cincinnati*
 Mohamed Hassan, *Jackson*
 Martin Hauer-Jensen, *Little Rock*
 Koichi Hayano, *Boston*
 Yingli Hee, *Atlanta*
 Samuel B Ho, *San Diego*
 Jason Ken Hou, *Houston*
 Lifang Hou, *Chicago*
 K-Qin Hu, *Orange*
 Jamal A Ibdah, *Columbia*
 Robert Thomas Jensen, *Bethesda*
 Huanguang "Charlie" Jia, *Gainesville*
 Rome Jutabha, *Los Angeles*
 Andreas M Kaiser, *Los Angeles*
 Avinash Kambadakone, *Boston*
 David Edward Kaplan, *Philadelphia*
 Randeep Kashyap, *Rochester*
 Rashmi Kaul, *Tulsa*
 Ali Keshavarzian, *Chicago*
 Amir Maqbul Khan, *Marshall*
 Nabeel Hasan Khan, *New Orleans*
 Sahil Khanna, *Rochester*
 Kusum K Kharbanda, *Omaha*
 Hyun Sik Kim, *Pittsburgh*
 Joseph Kim, *Duarte*
 Jae S Kim, *Gainesville*
 Miran Kim, *Providence*
 Timothy R Koch, *Washington*
 Burton I Korelitz, *New York*
 Betsy Kren, *Minneapolis*
 Shiu-Ming Kuo, *Buffalo*
 Michelle Lai, *Boston*
 Andreas Larentzakis, *Boston*
 Edward Wolfgang Lee, *Los Angeles*
 Daniel A Leffler, *Boston*
 Michael Leitman, *New York*
 Suthat Liangpunsakul, *Indianapolis*
 Joseph K Lim, *New Haven*
 Elaine Y Lin, *Bronx*
 Henry C Lin, *Albuquerque*
 Rohit Loomba, *La Jolla*
 James David Luketich, *Pittsburgh*

Li Ma, *Stanford*
 Mohammad F Madhoun, *Oklahoma City*
 Thomas C Mahl, *Buffalo*
 Ashish Malhotra, *Bettendorf*
 Pranoti Mandrekar, *Worcester*
 John Marks, *Wynnewood*
 Wendy M Mars, *Pittsburgh*
 Julien Vahe Matricon, *San Antonio*
 Craig J McClain, *Louisville*
 Tamir Miloh, *Phoenix*
 Ayse Leyla Mindikoglu, *Baltimore*
 Huanbiao Mo, *Denton*
 Klaus Monkemuller, *Birmingham*
 John Morton, *Stanford*
 Adnan Muhammad, *Tampa*
 Michael J Nowicki, *Jackson*
 Patrick I Okolo, *Baltimore*
 Giusepp Orlando, *Winston Salem*
 Natalia A Osona, *Omaha*
 Virendra N Pandey, *Newark*
 Mansour A Parsi, *Cleveland*
 Michael F Picco, *Jacksonville*
 Daniel S Pratt, *Boston*
 Xiaofa Qin, *Newark*
 Janardan K Reddy, *Chicago*
 Victor E Reyes, *Galveston*
 Jon Marc Rhoads, *Houston*
 Giulia Roda, *New York*
 Jean-Francois Armand Rossignol, *Tampa*
 Paul A Rufo, *Boston*
 Madhusudana Girija Sanal, *New York*
 Miguel Saps, *Chicago*
 Sushil Sarna, *Galveston*
 Ann O Scheimann, *Baltimore*
 Bernd Schnabl, *La Jolla*
 Matthew J Schuchert, *Pittsburgh*
 Ekihiro Seki, *La Jolla*
 Chanjuan Shi, *Nashville*
 David Quan Shih, *Los Angeles*
 Shadab A Siddiqi, *Orlando*
 William B Silverman, *Iowa City*
 Shashideep Singhal, *New York*

Bronislaw L Slomiany, *Newark*
 Steven F Solga, *Bethlehem*
 Byoung-Joon Song, *Bethesda*
 Dario Sorrentino, *Roanoke*
 Scott R Steele, *Fort Lewis*
 Branko Stefanovic, *Tallahassee*
 Arun Swaminath, *New York*
 Kazuaki Takabe, *Richmond*
 Naoki Tanaka, *Bethesda*
 Hans Ludger Tillmann, *Durham*
 George Triadafilopoulos, *Stanford*
 John Richardson Thompson, *Nashville*
 Andrew Ukleja, *Weston*
 Miranda AL van Tilburg, *Chapel Hill*
 Gilberto Vaughan, *Atlanta*
 Vijayakumar Velu, *Atlanta*
 Gebhard Wagener, *New York*
 Kasper Saonun Wang, *Los Angeles*
 Xiangbing Wang, *New Brunswick*
 Daoyan Wei, *Houston*
 Theodore H Welling, *Ann Arbor*
 C Mel Wilcox, *Birmingham*
 Jacqueline Lee Wolf, *Boston*
 Laura Ann Woollett, *Cincinnati*
 Harry Hua-Xiang Xia, *East Hanover*
 Wen Xie, *Pittsburgh*
 Guang Yu Yang, *Chicago*
 Michele T Yip-Schneider, *Indianapolis*
 Sam Zakhari, *Bethesda*
 Kezhong Zhang, *Detroit*
 Huiping Zhou, *Richmond*
 Xiao-Jian Zhou, *Cambridge*
 Richard Zubarik, *Burlington*



Venezuela

Miguel Angel Chiurillo, *Barquisimeto*



Vietnam

Van Bang Nguyen, *Hanoi*



EDITORIAL

- 5645 Direct-acting antiviral agents against hepatitis C virus and lipid metabolism

Kanda T, Moriyama M

REVIEW

- 5650 Liquid biopsy in patients with hepatocellular carcinoma: Circulating tumor cells and cell-free nucleic acids

Okajima W, Komatsu S, Ichikawa D, Miyamae M, Ohashi T, Imamura T, Kiuchi J, Nishibeppu K, Arita T, Konishi H, Shiozaki A, Moriumura R, Ikoma H, Okamoto K, Otsuji E

ORIGINAL ARTICLE

Basic Study

- 5669 Fluctuation of zonulin levels in blood vs stability of antibodies

Vojdani A, Vojdani E, Kharrazian D

- 5680 Effects of albumin/glutaraldehyde glue on healing of colonic anastomosis in rats

Despoudi K, Mantzoros I, Ioannidis O, Cheva A, Antoniou N, Konstantaras D, Symeonidis S, Pramateftakis MG, Kotidis E, Angelopoulos S, Tsalis K

- 5692 Cytoplasmic domain of tissue factor promotes liver fibrosis in mice

Knight V, Lourensz D, Tchongue J, Correia J, Tipping P, Sievert W

- 5700 *Schistosoma japonicum* attenuates dextran sodium sulfate-induced colitis in mice *via* reduction of endoplasmic reticulum stress

Liu Y, Ye Q, Liu YL, Kang J, Chen Y, Dong WG

- 5713 Metabolomic profiling for identification of metabolites and relevant pathways for taurine in hepatic stellate cells

Deng X, Liang XQ, Lu FG, Zhao XF, Fu L, Liang J

- 5722 Protective effects of *Foeniculum vulgare* root bark extract against carbon tetrachloride-induced hepatic fibrosis in mice

Zhang C, Tian X, Zhang K, Li GY, Wang HY, Wang JH

Retrospective Cohort Study

- 5732 Hypothesized summative anal physiology score correlates but poorly predicts incontinence severity

Young CJ, Zahid A, Koh CE, Young JM

- 5739 Minor endoscopic sphincterotomy followed by large balloon dilation for large choledocholith treatment
Xu XD, Chen B, Dai JJ, Qian JQ, Xu CF
- 5746 Diagnostic value of FIB-4, aspartate aminotransferase-to-platelet ratio index and liver stiffness measurement in hepatitis B virus-infected patients with persistently normal alanine aminotransferase
Tan YW, Zhou XB, Ye Y, He C, Ge GH
- Retrospective Study**
- 5755 Accuracy of endoscopic ultrasound-guided tissue acquisition in the evaluation of lymph node enlargement in the absence of an on-site pathologist
Chin YK, Iglesias-Garcia J, de la Iglesia D, Lariño-Noia J, Abdulkader-Nallib I, Lázare H, Rebolledo Olmedo S, Dominguez-Muñoz JE
- 5764 Doublecortin and CaM kinase-like-1 as an independent poor prognostic factor for resected pancreatic carcinoma
Nishio K, Kimura K, Amano R, Nakata B, Yamazoe S, Ohira G, Miura K, Kametani N, Tanaka H, Muguruma K, Hirakawa K, Ohira M
- 5773 Study to determine guidelines for pediatric colonoscopy
Yoshioka S, Takedatsu H, Fukunaga S, Kuwaki K, Yamasaki H, Yamauchi R, Mori A, Kawano H, Yanagi T, Mizuochi T, Ushijima K, Mitsuyama K, Tsuruta O, Torimura T
- 5780 Postoperative changes of manometry after restorative proctocolectomy in Korean ulcerative colitis patients
Oh SH, Yoon YS, Lee JL, Kim CW, Park IJ, Lim SB, Yu CS, Kim JC
- 5787 Threonine and tyrosine kinase may serve as a prognostic biomarker for gallbladder cancer
Xie Y, Lin JZ, Wang AQ, Xu WY, Long JY, Luo YF, Shi J, Liang ZY, Sang XT, Zhao HT
- 5798 Simple instruments facilitating achievement of transanal total mesorectal excision in male patients
Xu C, Song HY, Han SL, Ni SC, Zhang HX, Xing CG
- 5809 Donor-derived infections among Chinese donation after cardiac death liver recipients
Ye QF, Zhou W, Wan QQ

CASE REPORT

- 5817 Rarity among benign gastric tumors: Plexiform fibromyxoma - Report of two cases
Szurian K, Till H, Amerstorfer E, Hinteregger N, Mischinger HJ, Liegl-Atzwanger B, Brcic I
- 5823 Tegafur-uracil-induced rapid development of advanced hepatic fibrosis
Honda S, Sawada K, Hasebe T, Nakajima S, Fujiya M, Okumura T

ABOUT COVER

Editorial board member of *World Journal of Gastroenterology*, Shunji Fujimori, MD, PhD, Associate Professor, Department of Gastroenterology, Graduate School of Medicine, Nippon Medical School, Tokyo 113-8603, Japan

AIMS AND SCOPE

World Journal of Gastroenterology (*World J Gastroenterol*, *WJG*, print ISSN 1007-9327, online ISSN 2219-2840, DOI: 10.3748) is a peer-reviewed open access journal. *WJG* was established on October 1, 1995. It is published weekly on the 7th, 14th, 21st, and 28th each month. The *WJG* Editorial Board consists of 1375 experts in gastroenterology and hepatology from 68 countries.

The primary task of *WJG* is to rapidly publish high-quality original articles, reviews, and commentaries in the fields of gastroenterology, hepatology, gastrointestinal endoscopy, gastrointestinal surgery, hepatobiliary surgery, gastrointestinal oncology, gastrointestinal radiation oncology, gastrointestinal imaging, gastrointestinal interventional therapy, gastrointestinal infectious diseases, gastrointestinal pharmacology, gastrointestinal pathophysiology, gastrointestinal pathology, evidence-based medicine in gastroenterology, pancreatology, gastrointestinal laboratory medicine, gastrointestinal molecular biology, gastrointestinal immunology, gastrointestinal microbiology, gastrointestinal genetics, gastrointestinal translational medicine, gastrointestinal diagnostics, and gastrointestinal therapeutics. *WJG* is dedicated to become an influential and prestigious journal in gastroenterology and hepatology, to promote the development of above disciplines, and to improve the diagnostic and therapeutic skill and expertise of clinicians.

INDEXING/ABSTRACTING

World Journal of Gastroenterology (*WJG*) is now indexed in Current Contents[®]/Clinical Medicine, Science Citation Index Expanded (also known as SciSearch[®]), Journal Citation Reports[®], Index Medicus, MEDLINE, PubMed, PubMed Central and Directory of Open Access Journals. The 2017 edition of Journal Citation Reports[®] cites the 2016 impact factor for *WJG* as 3.365 (5-year impact factor: 3.176), ranking *WJG* as 29th among 79 journals in gastroenterology and hepatology (quartile in category Q2).

FLYLEAF

I-IX Editorial Board

EDITORS FOR THIS ISSUE

Responsible Assistant Editor: *Xiang Li*
Responsible Electronic Editor: *Dan Li*
Proofing Editor-in-Chief: *Lian-Sheng Ma*

Responsible Science Editor: *Ze-Mao Gong*
Proofing Editorial Office Director: *Jin-Lei Wang*

NAME OF JOURNAL
World Journal of Gastroenterology

ISSN
ISSN 1007-9327 (print)
ISSN 2219-2840 (online)

LAUNCH DATE
October 1, 1995

FREQUENCY
Weekly

EDITORS-IN-CHIEF
Damian Garcia-Olmo, MD, PhD, Doctor, Professor, Surgeon, Department of Surgery, Universidad Autonoma de Madrid; Department of General Surgery, Fundacion Jimenez Diaz University Hospital, Madrid 28040, Spain

Stephen C Strom, PhD, Professor, Department of Laboratory Medicine, Division of Pathology, Karolinska Institutet, Stockholm 141-86, Sweden

Andrzej S Tarnawski, MD, PhD, DSc (Med), Professor of Medicine, Chief Gastroenterology, VA Long Beach Health Care System, University of California, Irvine, CA, 5901 E. Seventh Str., Long Beach,

CA 90822, United States

EDITORIAL BOARD MEMBERS
All editorial board members resources online at <http://www.wjgnet.com/1007-9327/editorialboard.htm>

EDITORIAL OFFICE
Jin-Lei Wang, Director
Yuan Qi, Vice Director
Ze-Mao Gong, Vice Director
World Journal of Gastroenterology
Baishideng Publishing Group Inc
7901 Stoneridge Drive, Suite 501,
Pleasanton, CA 94588, USA
Telephone: +1-925-2238242
Fax: +1-925-2238243
E-mail: editorialoffice@wjgnet.com
Help Desk: <http://www.f6publishing.com/helpdesk>
<http://www.wjgnet.com>

PUBLISHER
Baishideng Publishing Group Inc
7901 Stoneridge Drive, Suite 501,
Pleasanton, CA 94588, USA
Telephone: +1-925-2238242
Fax: +1-925-2238243
E-mail: bpgoffice@wjgnet.com
Help Desk: <http://www.f6publishing.com/helpdesk>

<http://www.wjgnet.com>

PUBLICATION DATE
August 21, 2017

COPYRIGHT
© 2017 Baishideng Publishing Group Inc. Articles published by this Open-Access journal are distributed under the terms of the Creative Commons Attribution Non-commercial License, which permits use, distribution, and reproduction in any medium, provided the original work is properly cited, the use is non commercial and is otherwise in compliance with the license.

SPECIAL STATEMENT
All articles published in journals owned by the Baishideng Publishing Group (BPG) represent the views and opinions of their authors, and not the views, opinions or policies of the BPG, except where otherwise explicitly indicated.

INSTRUCTIONS TO AUTHORS
Full instructions are available online at <http://www.wjgnet.com/bpg/gerinfo/204>

ONLINE SUBMISSION
<http://www.f6publishing.com>

Basic Study

Fluctuation of zonulin levels in blood vs stability of antibodies

Aristo Vojdani, Elroy Vojdani, Datis Kharrazian

Aristo Vojdani, Department of Preventive Medicine, Loma Linda University, Evans Hall, Loma Linda, CA 92354, United States

Aristo Vojdani, Immunosciences Lab., Inc., Los Angeles, CA 90035, United States

Elroy Vojdani, Regenera Wellness, Los Angeles, CA 90025 United States

Datis Kharrazian, Harvard Medical School, Boston, MA 02115, United States

Datis Kharrazian, TRANSCEND Research, Department of Neurology, Massachusetts General Hospital, Charlestown, MA 02129, United States

Datis Kharrazian, Loma Linda University School of Medicine, Loma Linda, CA 92354, United States

Author contributions: Vojdani A designed and coordinated the research and drafted the manuscript; Vojdani E performed some of the assays; Kharrazian D provided statistical analysis and reviewed the manuscript; all of the authors have read and approved the final manuscript.

Institutional review board statement: The appropriate approvals were obtained from Western International Review Boards.

Conflict-of-interest statement: Dr. Aristo Vojdani is the CEO and technical director of Immunosciences Lab., Inc.

Data sharing statement: No additional data are available.

Open-Access: This article is an open-access article which was selected by an in-house editor and fully peer-reviewed by external reviewers. It is distributed in accordance with the Creative Commons Attribution Non Commercial (CC BY-NC 4.0) license, which permits others to distribute, remix, adapt, build upon this work non-commercially, and license their derivative works on different terms, provided the original work is properly cited and the use is non-commercial. See: <http://creativecommons.org/licenses/by-nc/4.0/>

Manuscript source: Unsolicited manuscript

Correspondence to: Aristo Vojdani, PhD, MSc, CLS, Immunosciences Lab., Inc., 822 S. Robertson Blvd., Ste. 312, Los Angeles, CA 90035, United States. drari@msn.com
Telephone: +1-310-6571077
Fax: +1-310-6571053

Received: May 18, 2017

Peer-review started: May 19, 2017

First decision: June 22, 2017

Revised: June 30, 2017

Accepted: July 12, 2017

Article in press: July 12, 2017

Published online: August 21, 2017

Abstract

AIM

To evaluate the measurement of zonulin level and antibodies of zonulin and other tight junction proteins in the blood of controls and celiac disease patients.

METHODS

This study was conducted to assess the variability or stability of zonulin levels vs IgA and IgG antibodies against zonulin in blood samples from 18 controls at 0, 6, 24 and 30 h after blood draw. We also measured zonulin level as well as zonulin, occludin, vinculin, aquaporin 4 and glial fibrillary acidic protein antibodies in the sera of 30 patients with celiac disease and 30 controls using enzyme-linked immunosorbent assay methodology.

RESULTS

The serum zonulin level in 6 out of 18 subjects was low or < 2.8 ng/mL and was very close to the detection limit of the assay. The other 12 subjects had zonulin levels of > 2.8 ng/mL and showed significant fluctuation from sample to sample. Comparatively, zonulin

antibody measured in all samples was highly stable and reproducible from sample to sample. Celiac disease patients showed zonulin levels with a mean of 8.5 ng/mL compared to 3.7 ng/mL in controls ($P < 0.0001$). Elevation of zonulin level at 2SD above the mean was demonstrated in 37% of celiac disease patients, while antibodies against zonulin, occludin and other tight junction proteins was detected in up to 86% of patients with celiac disease.

CONCLUSION

Due to its fluctuation, a single measurement of zonulin level is not recommended for assessment of intestinal barrier integrity. Measurement of IgG and IgA antibodies against zonulin, occludin, and other tight junction proteins is proposed for the evaluation of the loss of intestinal barrier integrity.

Key words: Zonulin; Occludin; Tight junction protein; Intestinal barrier integrity; Celiac disease

© The Author(s) 2017. Published by Baishideng Publishing Group Inc. All rights reserved.

Core tip: We studied possible variability in zonulin levels *vs* measuring antibodies against zonulin and other tight junction proteins in blood. We found that fluctuations in zonulin level from hour-to-hour and day-to-day were too great to recommend it for assessing intestinal permeability. Measurement of IgG and IgA antibodies against tight junction proteins in controls and in celiac disease patients proved to be very stable and reproducible, and we recommend this method for such an assessment in future studies.

Vojdani A, Vojdani E, Kharrazian D. Fluctuation of zonulin levels in blood *vs* stability of antibodies. *World J Gastroenterol* 2017; 23(31): 5669-5679 Available from: URL: <http://www.wjgnet.com/1007-9327/full/v23/i31/5669.htm> DOI: <http://dx.doi.org/10.3748/wjg.v23.i31.5669>

INTRODUCTION

The intestinal barrier is one of the most continuously challenged body barriers. Its importance for maintaining health cannot be overestimated. Protected by outer layers of gut microbiota and mucus, the intestinal epithelial layer is the last defensive barrier. This one-cell-thick, picket fence-like structure both absorbs nutrients and blocks the entry of immunogenic molecules from infiltrating the body. If the barrier is breached, inflammation, autoimmunity or even cancer may follow^[1,2]. A broken barrier, therefore, is a serious matter and a therapeutic target for disease amelioration^[3,4].

Intestinal barrier structures include epithelial cells and a system of junctions linking them together. This structure prevents pathogens, endotoxins

and undigested dietary proteins from reaching the underlying lamina propria. Many factors can alter intestinal barrier structures, causing increased barrier permeability. These factors include physical and/or emotional stress^[5], gut microbiota modifications^[6-8], dust mite allergen^[9], long-term use of non-steroidal anti-inflammatory drugs^[10-12], diet^[8,13], alcohol^[14] and autoimmune reactivity against barrier structures^[15-17].

Lacing the epithelial cells to one another are complex cellular junctions: tight junctions, gap junctions, adherens junctions and desmosomes^[4]. Making up the tight junctions are occludins and claudins with zonulin anchoring them to the actomyosin network within the epithelial cells. Together these cells regulate the intestinal paracellular pathway.

Occludin and claudin are intra-membrane proteins, which regulate water ion flow and electrolyte loss^[3]. Occludin has also been linked to the regulation of intermembrane and paracellular diffusion of small molecules^[18].

Zonula occludens (ZO-1, ZO-2, ZO-3) are intracellular tight junction proteins that bind directly the C-terminal 146 amino acids of occludin to the cable cytoskeletal protein actomyosin^[19]. Zonula occludens are members of a family of membrane-associated signaling proteins known as the membrane-associated guanylate kinase homologs (MAGUKs)^[20]. MAGUKs are suggested to be involved in signal transduction pathways controlling growth and differentiation^[21,22]. Zonulin modulates small-intestinal tight junction permeability through a protein kinase C- α -mediated actin polymerization^[23].

Vinculin is a cytoskeletal protein that is found in both focal contacts and adherens junction^[24,25], and contributes to the mechanical link of the contractile actomyosin cytoskeleton to the extracellular matrix through integrin receptors. Vinculin is capable of binding to α -actinin, actin, talin^[26] and to itself^[27-29]. Vinculin also plays a role in the establishment, or regulation, of cadherin-based cell adhesion^[30,31].

Beneath the intestinal epithelial cells reside astrocyte-like cells, known as enteric glia cells (EGCs). The expression marker, glial fibrillary acidic protein (GFAP), of EGCs is identical to the astrocytes of the central nervous system^[32,33]. GFAP is an intermediate filament that is closely related to its non-epithelial family members, vimentin, desmin, and peripherin, which are all involved in the structure and function of the cell's cytoskeleton. GFAP is thought to help to maintain astrocyte mechanical strength^[34]. The mucosal EGC population are in close proximity to the epithelial cells of the colonic crypts and their terminal foot processes often extend to the epithelial basement membrane and blood capillaries in the intestinal mucosa^[33,35]. EGCs are the major constituent of the enteric nervous system and outnumber enteric neurons by a factor of 4 to 10^[35].

Aquaporin 4 (AQP4) is a class of water channels found in many cells of the body including the stomach,

brain, lung, and skeletal muscle. It is the predominant water channel in the central nervous system. In the brain, AQP4 is believed to have a role in maintaining and regulating the brain's functions. These same water channel cells are found in plants, which studies indicate may be involved in the development of some neural autoimmune diseases through molecular mimicry^[36]. Other studies also suggest the involvement of intestinal aquaporins in early stage inflammatory bowel disease and intestinal barrier integrity impairment^[37-39].

A variety of tests have been introduced for the assessment of intestinal epithelial cell damage, intestinal tight junction integrity and increased intestinal permeability to macromolecules. This includes the measurement of fatty acid binding proteins, glutathione S-transferase, claudins, the absorption of polyethylene glycols, circulating bacterial endotoxins, anti-endotoxin antibodies, zonulin level in blood, and others. These methods for the assessment of barrier integrity and function were reviewed by Grootjans *et al.*^[40].

During the past 3 years, a few published studies have shown elevations of zonulin levels in the blood of subgroups of patients with type 1 diabetes^[41], metabolic syndrome^[42], polycystic ovary syndrome^[43], and type 2 diabetes^[44]. Based on these publications, several clinical laboratories are now offering measurement of zonulin levels in blood as a biomarker of gut barrier assessment and autoimmunities.

This is despite indications that molecules such as zonulin and occludin have molecular sizes from 45000-65000 Da^[45-47]. Molecules greater than 5000 Da in size are immunogenic and thus, incite immune cells into action. That is why levels of molecules such as zonulin and similar molecules, in a single individual, fluctuate from non-detectable to upregulated within minutes to hours^[41,48-50]. When these immunogenic molecules enter the submucosa and then into circulation, immune system macrophages will take up the molecules, or they are processed by liver Kupffer cells. Because of this innate immune response, molecule levels will fluctuate in the blood stream. The half-life of these molecules, in the blood stream, ranges from 4 min to 4 h^[48,50,51]. Indeed, this fluctuation in blood zonulin level was studied for a period of 6 d in ICU patients with sepsis, and values were varied by a factor of 2-10 from day to day^[52].

The first goal of this study was to measure zonulin level at 0-, 6-, 24- and 30-h blood-draw intervals. On the other hand, because the half-life of antibodies is about 21 d, the assessment of antibodies against zonulin provides a better clinical picture with one blood draw. Consequently we decided to measure IgA and IgG antibodies against zonulin in the same blood specimens. Finally, zonulin levels in blood have not been measured in celiac disease (CD). We decided to measure both zonulin level and zonulin antibody as well as antibodies against other tight junction proteins in patients with CD.

MATERIALS AND METHODS

Antigens such as zonulin, occludin, vinculin, AQP4, and GFAP were purchased from Abcam (Abcam, Cambridge, MA, United States). A zonulin enzyme-linked immunosorbent assay (ELISA) kit was purchased from MyBioSource (MyBioSource, Inc., San Diego, CA, United States). Seventy-two blood samples were obtained from 18 volunteers at intervals of 0, 6, 24, and 30 h. We did not test the 18 volunteers for allergies, diabetes, CD, NCGS, other possible GI complaints, autoimmune disorders or any other general conditions. Blood samples were then centrifuged and the separated sera were kept at -20 °C for 48 h and then used for the measurement of zonulin concentration as well as IgG and IgA levels to zonulin and other tight junction proteins. Sera from 30 random human donors aged 18-65 were purchased from Innovative Research Inc. (Southfield, MI, United States). The samples were registered as healthy human subjects. Before shipping, each blood sample was tested according to FDA guidelines for the detection of hepatitis B surface antigen, antibodies to HIV, antibodies to hepatitis C, HIV-1 RNA, and syphilis. All units yielded non-reactive/negative results for each test performed. Additionally, commercially available sera from 30 patients with CD were purchased from the Binding Site (San Diego, CA, United States), Inova (San Diego, CA, United States), Diamedix (Miami Lakes, FL, United States), Innovative Research (Novi, MI, United States), and Trina International Nanikon (Switzerland). The samples from patients with CD were confirmed by degree of positivity for IgA against both deamidated alpha gliadin peptide as well as IgA to transglutaminase-2 antibody using kits purchased from Inova Diagnostics. Zonulin levels as well as levels of IgG and IgA antibodies to zonulin and other tight junction proteins were measured in these specimens.

Measurement of zonulin

Determination of zonulin levels in serum was done using sandwich ELISA technique. In this kit the pre-coated antibody is human zonulin monoclonal antibody, and the detecting antibody is polyclonal antibody labeled with biotin. The standard curve ranged from 1.5-100 ng/mL with a sensitivity starting at 3 ng/mL.

Measurement of IgG and IgA against tight junction proteins by ELISA

Zonulin, occludin, vinculin, AQP4, and GFAP at a concentration of 100 ng/mL were each dissolved in 0.01 mol/L phosphate buffer saline with a pH of 7.4. These proteins were then diluted 1:100 in 0.1 mol/L carbonate buffer, pH 9.5, and 100 µL were added to wells of microtiter plates and incubated for 8 hours at room temperature followed by incubation at 4 °C for 16 h. The plates were washed three times with 200 µL of Tris-buffered saline (TBS) containing 0.05% Tween 20 (pH 7.4). The non-specific binding of immunoglobulins

was prevented by adding 200 μ L of 2% bovine serum albumin (BSA) in TBS, and incubated overnight at 4 °C. Plates were washed as previously described and then serum samples (diluted 1:50 for IgA, 1:100 for IgG) in 1% BSA in TBS containing 0.05% Tween 20 (pH 7.4) were added to duplicate wells and incubated for 1 h at room temperature.

Plates were washed, and then alkaline phosphatase goat antihuman IgG or IgA F(ab)2 fragments (KPI, Gaithersburg, MD) optimal dilution of 1:400 for IgA and 1:800 for IgG in 1% BSA-TBS were added to each appropriate well; plates were incubated for an additional hour at room temperature. After washing five times with TBS-Tween buffer, the enzyme reaction was started by adding 100 μ L of 1 mg/mL paranitrophenylphosphate in diethanolamine buffer containing 1 mmol/L $MgCl_2$ and sodium azide (pH 9.8). The reaction was stopped 45 mins later with 50 μ L of 2 mol/L NaOH. The optical density (OD) was read at 405 nm by a microtiter plate reader. To exclude nonspecific binding, the ODs of the control wells coated with dry milk or human serum albumin were subtracted from all other wells. Sera from patients with CD with known high titers of IgG and IgA against various tight junction proteins were used as positive controls. Also assay normalizer positive and negative controls were used for additional levels of quality control and the calculation of the ELISA indices. For each assay the ELISA index was calculated using the following formula: ELISA index = (mean OD of sample - background)/(mean OD of serum normalizer - background)

Statistical analysis

Statistical analysis was performed to study the relationships of zonulin level, zonulin antibody, occludin antibody, vinculin antibody, AQP4 antibody, and glial fibrillary acid protein antibody. The determination of the presence of statistically significant correlative relationships was conducted with Pearson's correlation coefficients, Kendall's tau and Spearman's rho. These measures are invariant to any monotonic transformation. A standard *P*-value of 0.05 and a confidence interval of 95% were used. Correlative analysis and the magnitude of relationship were reported. STATA software package was used to conduct all inferential and descriptive analysis.

RESULTS

Serum zonulin level was measured in the sera of 18 control subjects at different intervals as well as in sera from 30 patients with known CD. The zonulin assay r^2 for the standard curve was 0.998, and the reproducibility of the duplicates varied less than 10% for samples with zonulin concentration of 2.8 ng/mL or greater. This indicated that the analytical sensitivity of the assay for serum zonulin levels was 2.8 ng/mL; for samples with zonulin levels < 2.8 the reproducibility of duplicates was not good. Of the 18 control subjects,

6 had serum zonulin levels measuring less than 2.8 ng/mL, and due to lack of sensitivity those levels did not significantly fluctuate, as shown in Figure 1. However, for the other 12 subjects who had serum zonulin levels measuring greater than 2.8 ng/mL at time 0 (Figure 2), significant fluctuation in zonulin levels was observed in almost all 12 of these subjects at the 6-, 24- or 30-h blood draws (Figure 2). Since zonulin is a relatively large molecule with the approximate size of 55000 Da, it may enter the systemic circulation after its release from the tight junctions where an immune response against it can result in the production of zonulin-specific antibodies. To demonstrate their stability, IgG and IgA antibodies to zonulin were measured in the same 18 subjects along the 30-h time course. Data presented in Figures 1B and C and 2B and C showed that both IgG and IgA antibody levels from blood obtained at 0, 6, 24, and 30 h were highly stable with variations of less than 10%.

Serum zonulin levels were then measured in 30 healthy controls along with 30 patients with known celiac disease. The CD patients showed statistically significant higher serum zonulin levels with a mean of 8.5 ng/mL compared to healthy control subjects with a mean of 3.7 ng/mL ($P < 0.0001$). At 2 standard deviations above the mean of control subjects, 10% or 33% of the 30 CD patients demonstrated elevation of serum zonulin levels (Figure 3A).

To establish whether serum zonulin levels correlate with zonulin and other tight junction protein antibodies, zonulin, occludin, vinculin, AQP4 and GFAP antibody levels were measured in the same 30 patients and 30 controls. The distribution of IgG and IgA antibodies against tight junction proteins in these patients is shown in Figure 3B-F. At three standard deviations above the mean of healthy controls, 63% and 67%, 87% and 77%, 70% and 57% respectively had serum IgG and IgA antibody reactivity against zonulin, occludin, and vinculin. The elevation of both IgG and IgA antibodies against AQP4 was 43%; against enteric glial cells expressing GFAP it was 23% for IgG and 53% for IgA (Figure 3). Statistical analysis was performed using Excel to compare controls and CD patients; for zonulin level *P* value ≤ 0.002 , while for tight junction proteins antibody levels *P* value ≤ 0.001 . Since not all patients with celiac disease had serum zonulin elevation, we examined the correlation between serum zonulin levels and tight junction protein antibodies. Overall, we found three subgroups. Subgroup 1 consists of 9% or 30% of the CD patients with significant elevations in both zonulin level and antibodies against zonulin and other tight junction proteins when compared to the mean control levels shown in Figure 3. Subgroup 2 consists of 13% or 43% of the CD patients with a normal serum zonulin level but a significant elevation in IgG or IgA antibodies against zonulin, occludin, and other tight junction proteins. Subgroup 3 is composed of 8% or 27% of the CD patients with low or normal serum zonulin levels and low or normal IgG and IgA

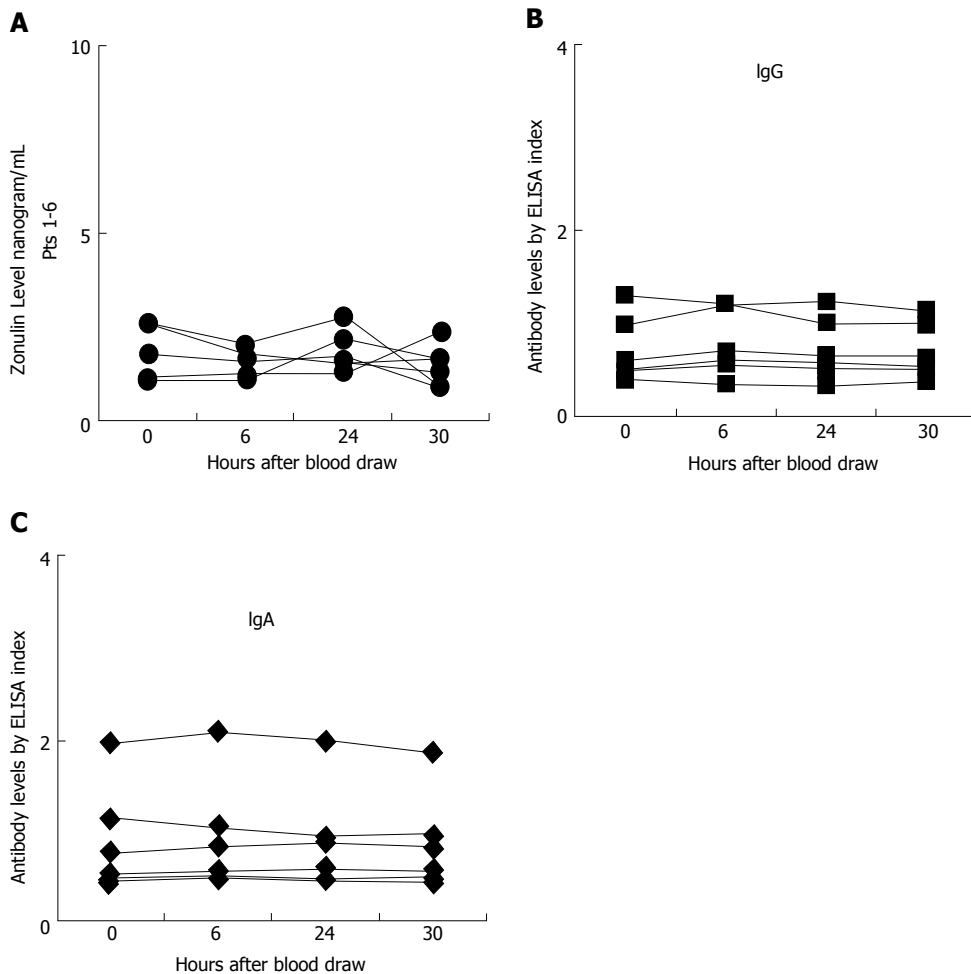


Figure 1 Minimal fluctuations in zonulin levels in individuals with low levels of zonulin (A), IgG antibody (B), and IgA antibody (C) in a subgroup of 6 out of 18 subjects.

Table 1 Correlation between serum zonulin level and different tight junction protein antibodies

Tight junction protein	IgG		IgA	
	<i>r</i>	<i>P</i> value	<i>r</i>	<i>P</i> value
Zonulin	0.34	0.064	0.55	0.002
Occludin	0.60	< 0.001	0.50	0.005
Vinculin	0.40	0.032	0.52	0.003
Aquaporin 4	0.42	0.020	0.24	0.197
Glial fibrillary acidic protein	0.55	0.002	0.60	< 0.001

antibody levels to tight junction proteins. This direct or indirect correlation between serum zonulin levels and various tight junction protein antibodies is shown in Table 1, where the “*r*” is the best indication of correlation between serum zonulin level and antibodies against zonulin and other tight junction proteins. This table summary of the two-way scatter plot evaluation for zonulin levels and antibody measurements of the tight junction proteins demonstrates a strong positive monotonic relationship for all correlations (Table 1). Statistical analysis using Pearson’s correlations coefficient were statistically significant for 9 of the 10 correlations, showing a positive relationship, with the

exceptions of zonulin level with AQP4 IgA ($r = 0.24$, $P = 0.197$).

Zonulin levels had statistically significant correlations with zonulin IgA and IgG antibodies; for IgG the relationship with zonulin levels and zonulin IgG was $r = 0.34$, $P = 0.064$, but the magnitude of the relationship was much stronger with zonulin IgA antibodies ($r = 0.55$, $P = 0.002$). Zonulin levels also had statistically significant correlations with vinculin IgA and IgG antibodies, and the magnitude of the relationship was likewise better with vinculin IgA antibodies (Table 1).

DISCUSSION

Due to the availability of methods for the measurement of serum zonulin levels, several laboratories in the United States have begun to offer zonulin level analysis for the detection of increased intestinal permeability in patients with autoimmune disease or other chronic inflammatory illnesses. The majority of these laboratories analyze serum zonulin levels from a single blood draw without consideration for the variability of serum zonulin levels during the time course of a single day or from day to day. The scientific basis for

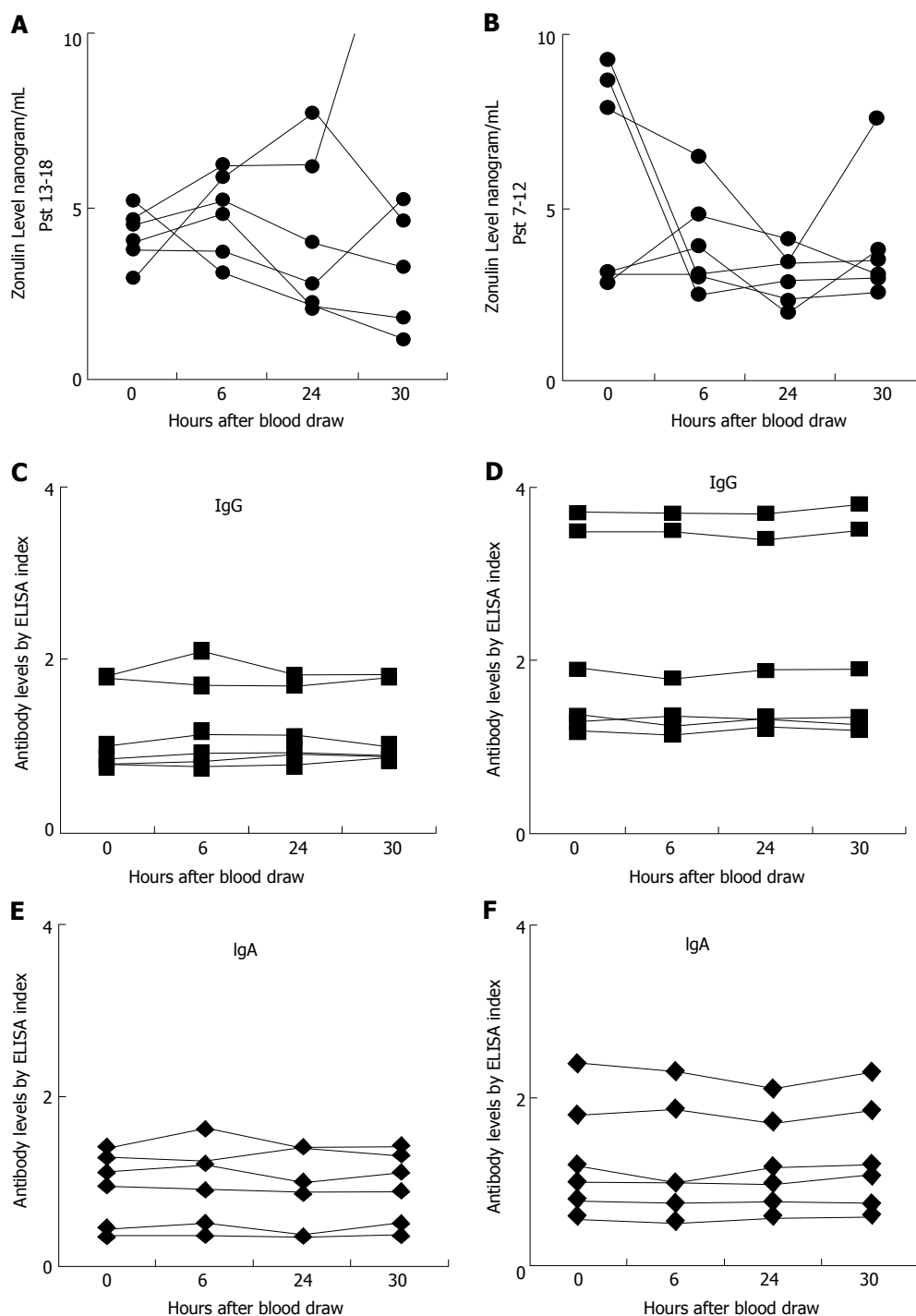


Figure 2 Fluctuation of serum level of zonulin in a subgroup of 12 out of 18 subjects with zonulin elevations (A, B) vs much more stable zonulin IgG (C, D) and zonulin IgA (E, F) antibodies.

offering serum zonulin levels as a diagnostic indicator mainly stems from a paper published by Sapone *et al.*^[41] in 2006 which demonstrated a correlation with zonulin upregulation and increased gut permeability in a subgroup of patients with type 1 diabetes. While this study contains several key and landmark discoveries with which we agree wholeheartedly, it is our opinion that the data on which the conclusions were drawn merit further analysis before they become the sole basis for future diagnostic utility.

One of the many points used by Sapone to demon-

strate a correlation between zonulin upregulation and increased gut permeability in his study is an overall elevated serum zonulin level detected in a subgroup of patients with type 1 diabetes^[41]. Careful examination of the data reveals that only 42% of the patients have an elevated serum zonulin level (defined by two standard deviations above the control group mean). Furthermore, in correlating serum zonulin levels and leaky gut, the data was plotted against lactulose/mannitol levels in the same patients. These revealed a correlation coefficient of 0.36, which is very weak. In

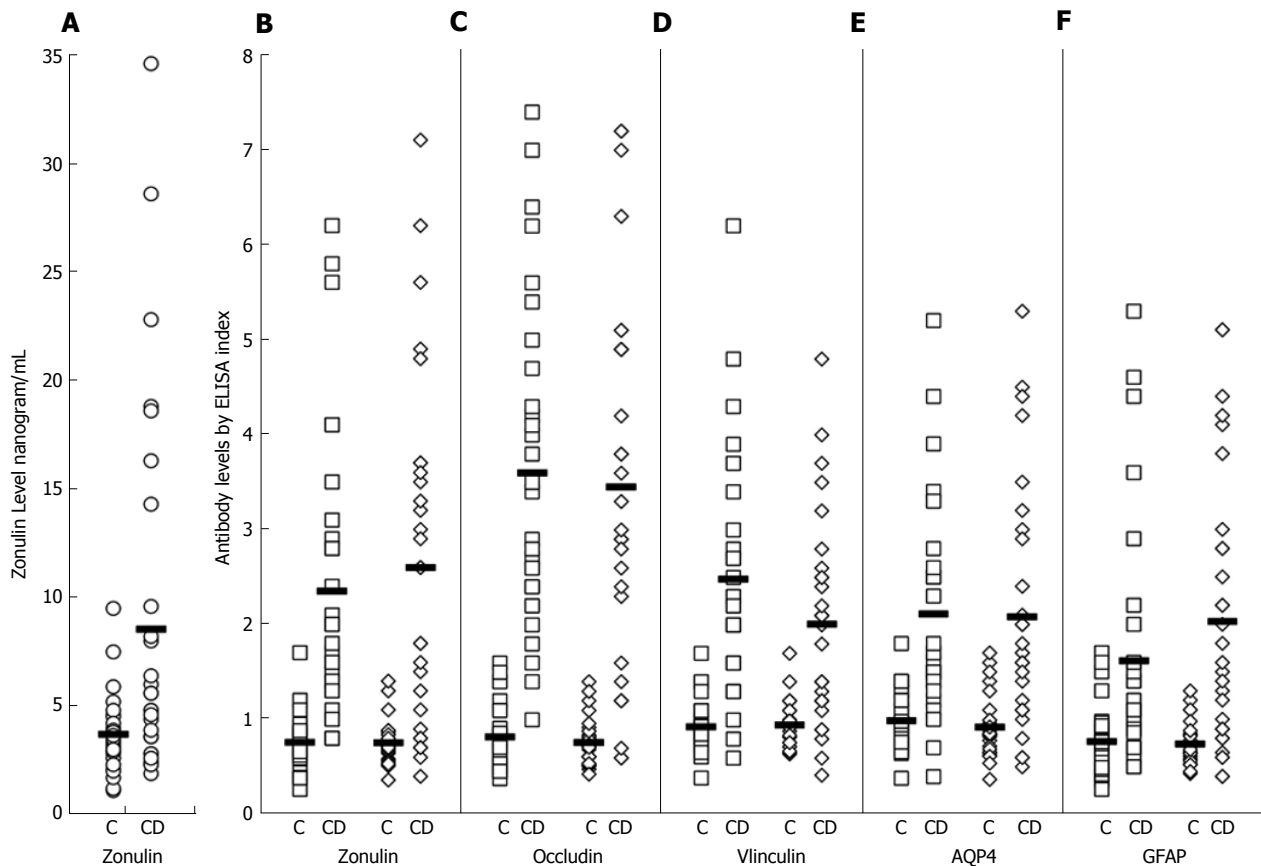


Figure 3 Differences in serum level of zonulin (A) and IgG (square markers) and IgA (diamond markers) tight junction proteins zonulin (B), occludin (C), vinculin (D), aquaporin 4 (E) and glial fibrillary acidic protein (F) in controls (C) and patients with celiac disease. CD: Celiac disease; GFAP: Glial fibrillary acidic protein; AQP4: Aquaporin 4.

fact, it was concluded by the authors that “While these numbers are very useful in the setting of research analysis, they are insufficiently correlated to be applied to diagnostic medical use^[41]”.

Another point of interest is the importance of intra-day or day-to-day variability of serum zonulin levels and their effect on use as a diagnostic marker. In an article published by Klaus *et al.*^[52] in 2013, plasma zonulin levels were measured and analyzed in ICU patients with sepsis and compared to healthy controls. Analysis of the day-to-day serum zonulin levels for septic patients presented a significant day-to-day fluctuation. In the present study we decided to extrapolate this idea further with a timed blood draw protocol in which serum was drawn at 0-, 6-, 24-, and 30-h intervals in 18 control volunteers to uncover any significant intra-day fluctuation of serum zonulin levels. Analysis of the data demonstrates significant variability of serum zonulin levels in 12 out of 18 controls with baseline zonulin level of > 2.8 ng/mL, but not in 6 samples with zonulin levels around the detection limit of the zonulin ELISA kit.

It is important to point out that our 18 volunteer subjects were controls in the sense that they had not been definitely confirmed to be positive for CD, unlike the 30 purchased samples. We did not test the 18 volunteers for allergies, diabetes, CD, NCGS, other possible GI complaints, autoimmune disorders or any

other general conditions. In light of this, and given the plurality of the individual, it is not surprising that a subgroup of 6 of the 18 had lower levels than the other 12. In fact, the whole point of the study is to show the widely varying fluctuations in measuring zonulin levels, even among so-called controls.

Zonulin is a protein the size of 47000 Da. Due to many environmental factors, it is released from the lamina propria and is presented to the submucosal gut immune system, where an immune response against it results in the production of zonulin-specific antibodies^[53]. This immune response against zonulin and other large molecules may be an explanation for zonulin fluctuation from sample to sample in the 12 control specimens with relatively elevated zonulin. Although the half-life in serum of zonulin has yet to be determined, it is reasonable to assume zonulin's half-life based on the known half-lives of other similarly-sized proteins. For example, LPS, which, along with zonulin, is involved in the induction of inflammation in type-2 diabetes, has a known half-life of 2-4 min in blood^[50].

This fluctuation is not unique to zonulin. For example, the presence of circulating autoantibodies directed against U1 nuclear antigen and elevated blood levels of U1 antigen were shown to be the hallmark of systemic lupus erythematosus. While antibody levels against U1 antigens was demonstrated to be highly stable, the level of U1 antigens varied from day to

day^[54]. This fluctuation in antigen level in the blood could be associated with antibody-antigen complex formation in the circulation, where it is expected to exit transiently^[55].

Based on this mucosal and possible systemic immune response against zonulin, we measured both IgA and IgG antibodies to zonulin in the 72 specimens from the 18 control subjects. In contrast to zonulin level and its fluctuation, we observed a significant stability in antibody levels in all four blood specimens obtained at different intervals from each of the 18 subjects. The variability for both IgA and IgG antibodies against zonulin was 10% or less which is similar to inter-assay variation of the ELISA methodology used in this study (Figures 1A-C, 2A-F).

Celiac disease is an autoimmune disease in which exposure to dietary gluten peptides results in villous atrophy and crypt hypertrophy^[56]. During the acute phase of CD when the tight junctions are open, zonulin expression in intestinal specimens was shown to be increased by three-fold^[53]. The increased expression of zonulin due to tight junction breakdown allows zonulin presentation to the immune system and production of antibodies against zonulin in a subgroup of patients with CD^[53]. In one study that followed 7 patients with CD longitudinally, the raised anti-zonulin IgA returned to normal after 3-6 mo on a gluten-free diet^[57]. While zonulin upregulation in CD has been shown in several studies^[48,53,57], to the best of our knowledge and throughout our literature search, zonulin elevation in the sera of patients with CD has not been examined. For this reason, we measured serum zonulin levels as well as serum antibody levels to several tight junction proteins in 30 patients with CD. At 2 standard deviations above the mean of control or a serum zonulin level of 7.1 ng/mL, 10 out of the 30, or 33% of the CD patients exhibited elevations in zonulin levels ($P < 0.0001$) as well as in zonulin IgA and IgG antibody levels. However, we found that an additional 10 CD patients or a total of 20 (67%) produced antibodies to zonulin without having a significant elevation in serum zonulin levels (Figure 3A and B). The detection of antibodies against zonulin in 67% of patients with CD while zonulin level elevations were detected in only 33% may be related to the zonulin fluctuation in the blood and its removal by the immune system.

Because intestinal tight junctions consist of several protein complexes including occludin, zonulin, vinculin, talin, claudin, actin, alpha-actinin, desmoglein, and others, we decided to test for antibody production to additional tight junction proteins including occludin and vinculin. We found a significant elevation in antibody production against both occludin and vinculin in addition to zonulin. In fact, levels of these antibodies were the highest against occludin. Further analysis of the data reveals that occludin IgG actually has a stronger positive correlation to serum zonulin levels ($r = 0.6$) than either zonulin or vinculin antibody measurement ($r = 0.34-0.55$ and $r = 0.40-0.52$

respectively). The reason for this is not immediately clear though it appears from our data that the inclusion of antibody measurement to other tight junction proteins such as occludin may enhance the diagnostic utility of these antibodies.

Recent research by Spadoni *et al.*^[58] has shed light on the existence and function of the gut vascular barrier, which in healthy individuals functions to protect the systemic blood from pathogenic microbiota. In their article they discuss the importance of the expression of intermediate GFAP by enteric glial cells in their formation and function of a gut vascular unit. In addition, AQP4 is a known component of the blood brain barrier, and is also a resident water channel in human stomach tissue, as published by Laforenza^[38]. We therefore decided to measure for potential antibody formation against these two proteins in our CD group in an attempt to further understand the pathogenic process of inflammatory and autoimmune disease in the gastrointestinal (GI) tract. We were not surprised to detect elevated antibody levels to both AQP4 and GFAP in these patients because of their structural presence and utility in the gut. Antibody levels to both proteins (except AQP4 IgA) positively correlated with serum zonulin levels as demonstrated in Table 1 with " r " values ranging from 0.42-0.60. This indicates a promising area of future study into what appears to be a clear indicator that reactivity to proteins outside of the tight junction plays a role in inflammatory pathogenesis of CD and possibly other GI disorders.

Although this was a small study, the data shows significant hourly fluctuation of serum zonulin levels in control subjects, making its clinical utility questionable. In comparison, both IgG and IgA zonulin antibodies measured in the sera of the same individuals showed excellent stability over the course of the blood draw. Moreover, measuring antibodies to zonulin and other tight junction proteins revealed significant elevation in a large percentage of patients with CD, which suggests that they play a significant role in the pathogenesis of CD and possibly other autoimmune disorders. This indicates a need for further research about the role of antibodies against tight junction proteins in patients with inflammatory and autoimmune disorders.

ACKNOWLEDGMENTS

Acknowledgment is given to Joel Bautista for the preparation of this manuscript for publication as well as the creation of the figures.

COMMENTS

Background

In recent times newly available technology has led to laboratories offering testing for serum levels of zonulin, a gut barrier tight junction protein, for the detection of increased intestinal permeability in patients with autoimmune disease or other chronic inflammatory disorders. However, studies demonstrate that the testable half-life of zonulin and similar molecules is extremely brief,

so that the reliability of tests based just on zonulin levels is arguable. A more stable, more reliably accurate methodology is required.

Research frontiers

The scientific basis for offering serum zonulin levels as a diagnostic indicator comes mainly from a 2006 paper by Sapone *et al* which demonstrated a correlation between zonulin upregulation and increased gut permeability in a subgroup of patients with type 1 diabetes. However, Sapone *et al* themselves concluded that their numbers were "insufficiently correlated to be applied to diagnostic medical use."

Innovations and breakthroughs

This study shows that due to the size of zonulin and similar molecules, the normal functions of the immune system may cause zonulin levels in the blood to rise and fall from day to day, and even from hour to hour. This may cast doubt on their reliability as biomarkers, whereas the measurement of antibodies against zonulin and other tight junction proteins is comparatively much more stable, accurate and reliable. This was demonstrated in a large percentage of patients with celiac disease who showed significant elevations in antibodies against zonulin and other tight junction proteins as opposed to measurements of just zonulin level.

Applications

Measuring antibodies against zonulin and other tight junction proteins may be an important diagnostic tool in the detection of intestinal hyperpermeability in patients with inflammatory disorders and autoimmune disease.

Terminology

The intestinal or gut barrier is one of the body's most important defenses against the entry of disease-causing pathogens and food antigens. It is a complex wall of layered and inter-laced proteins. Zonulin is one of the foremost of these tight junction proteins.

Peer-review

This paper is well done and helps to clarify some questions about zonulin and related molecules. It is practically very relevant.

REFERENCES

- 1 **Fasano A.** Zonulin and its regulation of intestinal barrier function: the biological door to inflammation, autoimmunity, and cancer. *Physiol Rev* 2011; **91**: 151-175 [PMID: 21248165 DOI: 10.1152/physrev.00003.2008]
- 2 **Tlaskalová-Hogenová H,** Stěpanková R, Kozáková H, Hudcovic T, Vannucci L, Tučková L, Rossmann P, Hrnčíř T, Kverka M, Zákostelská Z, Klimešová K, Příbylová J, Bártová J, Sanchez D, Fundová P, Borovská D, Srůtková D, Zidek Z, Schwarzer M, Drastich P, Funda DP. The role of gut microbiota (commensal bacteria) and the mucosal barrier in the pathogenesis of inflammatory and autoimmune diseases and cancer: contribution of germ-free and gnotobiotic animal models of human diseases. *Cell Mol Immunol* 2011; **8**: 110-120 [PMID: 21278760 DOI: 10.1038/cmi.2010.67]
- 3 **Bischoff SC,** Barbara G, Buurman W, Ockhuizen T, Schulzke JD, Serino M, Tilg H, Watson A, Wells JM. Intestinal permeability - a new target for disease prevention and therapy. *BMC Gastroenterol* 2014; **14**: 189 [PMID: 25407511 DOI: 10.1186/s12876-014-0189-7]
- 4 **Yu YB,** Li YQ. Enteric glial cells and their role in the intestinal epithelial barrier. *World J Gastroenterol* 2014; **20**: 11273-11280 [PMID: 25170211 DOI: 10.3748/wjg.v20.i32.11273]
- 5 **Saunders PR,** Kosecka U, McKay DM, Perdue MH. Acute stressors stimulate ion secretion and increase epithelial permeability in rat intestine. *Am J Physiol* 1994; **267**: G794-G799 [PMID: 7977741]
- 6 **Moreira AP,** Texeira TF, Ferreira AB, Peluzio Mdo C, Alfnas Rde C. Influence of a high-fat diet on gut microbiota, intestinal permeability and metabolic endotoxaemia. *Br J Nutr* 2012; **108**: 801-809 [PMID: 22717075 DOI: 10.1017/S0007114512001213]
- 7 **Wang W,** Uzzau S, Goldblum SE, Fasano A. Human zonulin, a potential modulator of intestinal tight junctions. *J Cell Sci* 2000; **113 Pt 24**: 4435-4440 [PMID: 11082037]
- 8 **Ulluwishewa D,** Anderson RC, McNabb WC, Moughan PJ, Wells JM, Roy NC. Regulation of tight junction permeability by intestinal bacteria and dietary components. *J Nutr* 2011; **141**: 769-776 [PMID: 21430248 DOI: 10.3945/jn.110.135657]
- 9 **Wan H,** Winton HL, Soeller C, Tovey ER, Gruenert DC, Thompson PJ, Stewart GA, Taylor GW, Garrod DR, Cannell MB, Robinson C. Der p 1 facilitates transepithelial allergen delivery by disruption of tight junctions. *J Clin Invest* 1999; **104**: 123-133 [PMID: 10393706 DOI: 10.1172/JCI5844]
- 10 **Bjarnason I,** Zanelli G, Smith T, Prouse P, Williams P, Smethurst P, Delacey G, Gumpel MJ, Levi AJ. Nonsteroidal antiinflammatory drug-induced intestinal inflammation in humans. *Gastroenterology* 1987; **93**: 480-489 [PMID: 3609658]
- 11 **Fries JF,** Miller SR, Spitz PW, Williams CA, Hubert HB, Bloch DA. Toward an epidemiology of gastropathy associated with nonsteroidal antiinflammatory drug use. *Gastroenterology* 1989; **96**: 647-655 [PMID: 2909442]
- 12 **Lanas A,** Serrano P, Bajador E, Esteva F, Benito R, Sáinz R. Evidence of aspirin use in both upper and lower gastrointestinal perforation. *Gastroenterology* 1997; **112**: 683-689 [PMID: 9041228]
- 13 **Pendyala S,** Walker JM, Holt PR. A high-fat diet is associated with endotoxemia that originates from the gut. *Gastroenterology* 2012; **142**: 1100-1101.e2 [PMID: 22326433 DOI: 10.1053/j.gastro.2012.01.034]
- 14 **Massey VL,** Arteel GE. Acute alcohol-induced liver injury. *Front Physiol* 2012; **3**: 193 [PMID: 22701432 DOI: 10.3389/fphys.2012.00193]
- 15 **Clemente MG,** Musu MP, Frau F, Brusco G, Sole G, Corazza GR, De Virgiliis S. Immune reaction against the cytoskeleton in coeliac disease. *Gut* 2000; **47**: 520-526 [PMID: 10986212]
- 16 **Pimentel M,** Morales W, Pokkunuri V, Brikos C, Kim SM, Kim SE, Triantafyllou K, Weitsman S, Marsh Z, Marsh E, Chua KS, Srinivasan S, Barlow GM, Chang C. Autoimmunity Links Vinculin to the Pathophysiology of Chronic Functional Bowel Changes Following *Campylobacter jejuni* Infection in a Rat Model. *Dig Dis Sci* 2015; **60**: 1195-1205 [PMID: 25424202 DOI: 10.1007/s10620-014-3435-5]
- 17 **Das KM,** Dasgupta A, Mandal A, Geng X. Autoimmunity to cytoskeletal protein tropomyosin. A clue to the pathogenetic mechanism for ulcerative colitis. *J Immunol* 1993; **150**: 2487-2493 [PMID: 8450225]
- 18 **Balda MS,** Whitney JA, Flores C, González S, Cereijido M, Matter K. Functional dissociation of paracellular permeability and transepithelial electrical resistance and disruption of the apical-basolateral intramembrane diffusion barrier by expression of a mutant tight junction membrane protein. *J Cell Biol* 1996; **134**: 1031-1049 [PMID: 8769425]
- 19 **Furuse M,** Itoh M, Hirase T, Nagafuchi A, Yonemura S, Tsukita S, Tsukita S. Direct association of occludin with ZO-1 and its possible involvement in the localization of occludin at tight junctions. *J Cell Biol* 1994; **127**: 1617-1626 [PMID: 7798316 DOI: 10.1083/jcb.127.6.1617]
- 20 **Fanning AS,** Jameson BJ, Jesaitis LA, Anderson JM. The tight junction protein ZO-1 establishes a link between the transmembrane protein occludin and the actin cytoskeleton. *J Biol Chem* 1998; **273**: 29745-29753 [PMID: 9792688]
- 21 **Fanning AS,** Lapierre LA, Brecher AR, Itallie CMV, Anderson JM. Protein interactions in the tight junction: the role of MAGUK proteins in regulating tight junction organization and function. *Curr Top Membr* 1996; **43**: 211-235 [DOI: 10.1016/S0070-2161(08)60391-3]
- 22 **Kornau HC,** Seeburg PH, Kennedy MB. Interaction of ion channels and receptors with PDZ domain proteins. *Curr Opin Neurobiol* 1997; **7**: 368-373 [PMID: 9232802 DOI: 10.1016/

- S0959-4388(97)80064-5]
- 23 **Fasano A**, Fiorentini C, Donelli G, Uzzau S, Kaper JB, Margaretten K, Ding X, Guandalini S, Comstock L, Goldblum SE. Zonula occludens toxin modulates tight junctions through protein kinase C-dependent actin reorganization, in vitro. *J Clin Invest* 1995; **96**: 710-720 [PMID: 7635964 DOI: 10.1172/JCI118114]
- 24 **Otto JJ**. Vinculin. *Cell Motil Cytoskeleton* 1990; **16**: 1-6 [PMID: 2112986 DOI: 10.1002/cm.970160102]
- 25 **Geiger B**, Ginsberg D. The cytoplasmic domain of adherens-type junctions. *Cell Motil Cytoskeleton* 1991; **20**: 1-6 [PMID: 1756576 DOI: 10.1002/cm.970200102]
- 26 **Burridge K**, Mangeat P. An interaction between vinculin and talin. *Nature* 1984; **308**: 744-746 [PMID: 6425696 DOI: 10.1038/308744a0]
- 27 **Bendori R**, Salomon D, Geiger B. Identification of two distinct functional domains on vinculin involved in its association with focal contacts. *J Cell Biol* 1989; **108**: 2383-2393 [PMID: 2500446]
- 28 **Johnson RP**, Craig SW. An intramolecular association between the head and tail domains of vinculin modulates talin binding. *J Biol Chem* 1994; **269**: 12611-12619 [PMID: 8175670]
- 29 **Johnson RP**, Craig SW. F-actin binding site masked by the intramolecular association of vinculin head and tail domains. *Nature* 1995; **373**: 261-264 [PMID: 7816144 DOI: 10.1038/373261a0]
- 30 **Hazan RB**, Kang L, Roe S, Borgen PI, Rimm DL. Vinculin is associated with the E-cadherin adhesion complex. *J Biol Chem* 1997; **272**: 32448-32453 [PMID: 9405455]
- 31 **Mierke CT**, Kollmannsberger P, Zitterbart DP, Diez G, Koch TM, Marg S, Ziegler WH, Goldmann WH, Fabry B. Vinculin facilitates cell invasion into three-dimensional collagen matrices. *J Biol Chem* 2010; **285**: 13121-13130 [PMID: 20181946 DOI: 10.1074/jbc.M109.087171]
- 32 **Gershon MD**, Rothman TP. Enteric glia. *Glia* 1991; **4**: 195-204 [PMID: 1827778 DOI: 10.1002/glia.440040211]
- 33 **Cabarrocas J**, Savidge TC, Liblau RS. Role of enteric glial cells in inflammatory bowel disease. *Glia* 2003; **41**: 81-93 [PMID: 12465048 DOI: 10.1002/glia.10169]
- 34 **Cullen DK**, Simon CM, LaPlaca MC. Strain rate-dependent induction of reactive astrogliosis and cell death in three-dimensional neuronal-astrocytic co-cultures. *Brain Res* 2007; **1158**: 103-115 [PMID: 17555726 DOI: 10.1016/j.brainres.2007.04.070]
- 35 **Neunlist M**, Aubert P, Bonnaud S, Van Landeghem L, Coron E, Wedel T, Naveilhan P, Ruhl A, Lardeux B, Savidge T, Paris F, Galmiche JP. Enteric glia inhibit intestinal epithelial cell proliferation partly through a TGF-beta1-dependent pathway. *Am J Physiol Gastrointest Liver Physiol* 2007; **292**: G231-G241 [PMID: 16423922 DOI: 10.1152/ajpgi.00276.2005]
- 36 **Vojdani A**, Mukherjee PS, Berookhim J, Kharrazian D. Detection of Antibodies against Human and Plant Aquaporins in Patients with Multiple Sclerosis. *Autoimmune Dis* 2015; **2015**: 905208 [PMID: 26290755 DOI: 10.1155/2015/905208]
- 37 **Laforenza U**. Water channel proteins in the gastrointestinal tract. *Mol Aspects Med* 2012; **33**: 642-650 [PMID: 22465691 DOI: 10.1016/j.mam.2012.03.001]
- 38 **Zhang W**, Xu Y, Chen Z, Xu Z, Xu H. Knockdown of aquaporin 3 is involved in intestinal barrier integrity impairment. *FEBS Lett* 2011; **585**: 3113-3119 [PMID: 21907710 DOI: 10.1016/j.febslet.2011.08.045]
- 39 **Morgan E**, Peplowski M, MacNaughton W. Aquaporin 3 promotes intestinal epithelial proliferation and inhibits cytokine-induced apoptosis. *FASEB* 2015; **29**: 766 [DOI: 10.1096/fj.1530-6860]
- 40 **Grootjans J**, Thuijls G, Verdam F, Derikx JPM, Lenaerts K, Buurman WA. Non-invasive assessment of barrier integrity and function of the human gut. *World J Gastrointest Surg* 2010; **2**: 61-69 [PMID: 2999221 DOI: 10.4240/wjgs.v2.i3.61]
- 41 **Sapone A**, de Magistris L, Pietzak M, Clemente MG, Tripathi A, Cucca F, Lampis R, Kryszak D, Carteni M, Generoso M, Iafusco D, Prisco F, Riegler G, Carratu R, Counts D, Fasano A. Zonulin upregulation is associated with increased gut permeability in subjects with type 1 diabetes and their relatives. *Diabetes* 2006; **55**: 1443-1449 [PMID: 16644703 DOI: 10.2337/db05-1593]
- 42 **Moreno-Navarrete JM**, Sabater M, Ortega F, Ricart W, Fernández-Real JM. Circulating zonulin, a marker of intestinal permeability, is increased in association with obesity-associated insulin resistance. *PLoS One* 2012; **7**: e37160 [PMID: 22629362 DOI: 10.1371/journal.pone.0037160]
- 43 **Zhang D**, Zhang L, Yue F, Zheng Y, Russell R. Serum zonulin is elevated in women with polycystic ovary syndrome and correlates with insulin resistance and severity of anovulation. *Eur J Endocrinol* 2015; **172**: 29-36 [PMID: 25336505 DOI: 10.1530/EJE-14-0589]
- 44 **Jayashree B**, Bibin YS, Prabhu D, Shanthirani CS, Gokulakrishnan K, Lakshmi BS, Mohan V, Balasubramanyam M. Increased circulatory levels of lipopolysaccharide (LPS) and zonulin signify novel biomarkers of proinflammation in patients with type 2 diabetes. *Mol Cell Biochem* 2014; **388**: 203-210 [PMID: 24347174 DOI: 10.1007/s11010-013-1911-4]
- 45 **Vanuytsel T**, Vermeire S, Cleynen I. The role of Haptoglobin and its related protein, Zonulin, in inflammatory bowel disease. *Tissue Barriers* 2013; **1**: e27321 [PMID: 24868498 DOI: 10.4161/tisb.27321]
- 46 **Fasano A**. Intestinal zonulin: open sesame! *Gut* 2001; **49**: 159-162 [PMID: 11454785 DOI: 10.1136/gut.49.2.159]
- 47 **Furuse M**, Hirase T, Itoh M, Nagafuchi A, Yonemura S, Tsukita S, Tsukita S. Occludin: a novel integral membrane protein localizing at tight junctions. *J Cell Biol* 1993; **123**: 1777-1788 [PMID: 8276896]
- 48 **Drago S**, El Asmar R, Di Pierro M, Grazia Clemente M, Tripathi A, Sapone A, Thakar M, Iacono G, Carroccio A, D'Agate C, Not T, Zampini L, Catassi C, Fasano A. Gliadin, zonulin and gut permeability: Effects on celiac and non-celiac intestinal mucosa and intestinal cell lines. *Scand J Gastroenterol* 2006; **41**: 408-419 [PMID: 16635908 DOI: 10.1080/00365520500235334]
- 49 **Sapone A**, de Magistris L, Caravelli G, Familiar V, Riegler G, Zampini L, Catassi C, Fasano A. Serum zonulin and intestinal permeability before and after a gluten-containing meal in both type 1 diabetes and in their relatives. *Dig Liver Dis* 2006; **38**: S75 [DOI: 10.1016/S1590-8658(06)80197-0]
- 50 **Yao Z**, Mates JM, Cheplowitz AM, Hammer LP, Maisseyeu A, Phillips GS, Wewers MD, Rajaram MV, Robinson JM, Anderson CL, Ganesan LP. Blood-Borne Lipopolysaccharide Is Rapidly Eliminated by Liver Sinusoidal Endothelial Cells via High-Density Lipoprotein. *J Immunol* 2016; **197**: 2390-2399 [PMID: 27534554 DOI: 10.4049/jimmunol.1600702]
- 51 **Li C**, Gao M, Zhang W, Chen C, Zhou F, Hu Z, Zeng C. Zonulin Regulates Intestinal Permeability and Facilitates Enteric Bacteria Permeation in Coronary Artery Disease. *Sci Rep* 2016; **6**: 29142 [PMID: 27353603 DOI: 10.1038/srep29142]
- 52 **Klaus DA**, Motal MC, Burger-Klepp U, Marschalek C, Schmidt EM, Leberherz-Eichinger D, Krenn CG, Roth GA. Increased plasma zonulin in patients with sepsis. *Biochem Med (Zagreb)* 2013; **23**: 107-111 [PMID: 23457771 DOI: 10.11613/BM.2013.013]
- 53 **Fasano A**, Not T, Wang W, Uzzau S, Berti I, Tommasini A, Goldblum SE. Zonulin, a newly discovered modulator of intestinal permeability, and its expression in coeliac disease. *Lancet* 2000; **355**: 1518-1519 [PMID: 10801176 DOI: 10.1016/S0140-6736(00)02169-3]
- 54 **Doedens JR**, Jones WD, Hill K, Mason MJ, Gersuk VH, Mease PJ, Dall'Era M, Aranow C, Martin RW, Cohen SB, Fleischmann RM, Kivitz AJ, Burge DJ, Chaussabel D, Elkon KB, Posada JA. Blood-Borne RNA Correlates with Disease Activity and IFN- γ Stimulated Gene Expression in Systemic Lupus Erythematosus. *J Immunol* 2016; **197**: 2854-2863 [PMID: 27534558 DOI: 10.4049/jimmunol.1601142]
- 55 **Davies KA**, Peters AM, Beynon HL, Walport MJ. Immune complex processing in patients with systemic lupus erythematosus. In vivo imaging and clearance studies. *J Clin Invest* 1992; **90**: 2075-2083 [PMID: 1430231 DOI: 10.1172/jci116090]
- 56 **Green PH**, Cellier C. Celiac disease. *N Engl J Med* 2007; **357**: 1731-1743 [PMID: 17960014 DOI: 10.1056/nejmra071600]
- 57 **Duerksen DR**, Wilhelm-Boyles C, Parry DM. Intestinal

permeability in long-term follow-up of patients with celiac disease on a gluten-free diet. *Dig Dis Sci* 2005; **50**: 785-790 [PMID: 15844719 DOI: 10.1007/s10620-005-2574-0]

58 **Spadoni I**, Zagato E, Bertocchi A, Paolinelli R, Hot E, Di Sabatino

A, Caprioli F, Bottiglieri L, Oldani A, Viale G, Penna G, Dejana E, Rescigno M. A gut-vascular barrier controls the systemic dissemination of bacteria. *Science* 2015; **350**: 830-834 [PMID: 26564856 DOI: 10.1126/science.aad0135]

P- Reviewer: Esposito O **S- Editor:** Ma YJ **L- Editor:** A
E- Editor: Huang Y





Published by **Baishideng Publishing Group Inc**
7901 Stoneridge Drive, Suite 501, Pleasanton, CA 94588, USA
Telephone: +1-925-223-8242
Fax: +1-925-223-8243
E-mail: bpgoffice@wjgnet.com
Help Desk: <http://www.f6publishing.com/helpdesk>
<http://www.wjgnet.com>



ISSN 1007-9327



9 771007 932045