

Short-term outcomes after laparoscopic colorectal surgery in patients with previous abdominal surgery: A systematic review

Marleny Novaes Figueiredo, Fabio Guilherme Campos, Luiz Augusto D'Albuquerque, Sergio Carlos Nahas, Ivan Cecconello, Yves Panis

Marleny Novaes Figueiredo, Department of Gastroenterology, University of São Paulo Medical School, São Paulo 01246-904, Brazil

Fabio Guilherme Campos, Sergio Carlos Nahas, Division of Colorectal Surgery, Department of Gastroenterology, Hospital das Clínicas, University of São Paulo Medical School, São Paulo 01246-904, Brazil

Luiz Augusto D'Albuquerque, Ivan Cecconello, Department of Gastroenterology, Hospital das Clínicas, University of São Paulo Medical School, São Paulo 01246-904, Brazil

Yves Panis, Department of Colorectal Surgery, Pôle des Maladies de l'Appareil Digestif (PMAD), 92110 Clichy, France

Author contributions: Figueiredo MN and Campos FG designed the study and performed literature search and article selection; Figueiredo MN and Panis Y statistical analysis and writing; D'Albuquerque LA, Nahas SC and Cecconello I revision of data collected, writing and editing.

Conflict-of-interest statement: The authors declare no conflicts of interest regarding this manuscript.

Data sharing statement: No data were created. The data from selected studies are available as well as selected data collected for this study.

Open-Access: This article is an open-access article which was selected by an in-house editor and fully peer-reviewed by external reviewers. It is distributed in accordance with the Creative Commons Attribution Non Commercial (CC BY-NC 4.0) license, which permits others to distribute, remix, adapt, build upon this work non-commercially, and license their derivative works on different terms, provided the original work is properly cited and the use is non-commercial. See: <http://creativecommons.org/licenses/by-nc/4.0/>

Correspondence to: Marleny Novaes Figueiredo, MD, Department of Gastroenterology, University of São Paulo Medical School, Rua Padre João Manuel, 222 Cj 120, São Paulo

01246-904, Brazil. nynovaes@usp.br
Telephone: +55-11-980804467
Fax: +55-11-30647010

Received: October 20, 2015
Peer-review started: October 21, 2015
First decision: December 28, 2015
Revised: April 2, 2016
Accepted: April 14, 2016
Article in press: April 18, 2016
Published online: July 27, 2016

Abstract

AIM: To perform a systematic review focusing on short-term outcomes after colorectal surgery in patients with previous abdominal open surgery (PAOS).

METHODS: A broad literature search was performed with the terms "colorectal", "colectomy", "PAOS", "previous surgery" and "PAOS". Studies were included if their topic was laparoscopic colorectal surgery in patients with PAOS, whether descriptive or comparative. Endpoints of interest were conversion rates, inadvertent enterotomy and morbidity. Analysis of articles was made according to Preferred Reporting Items for Systematic Reviews and Meta-Analyses.

RESULTS: From a total of 394 citations, 13 full-texts achieved selection criteria to be included in the study. Twelve of them compared patients with and without PAOS. All studies were retrospective and comparative and two were case-matched. The selected studies comprised a total of 5005 patients, 1865 with PAOS. Among the later, only 294 (16%) had history of a midline incision for previous gastrointestinal surgery. Conversion rates were significantly higher in 3 of 12 studies and inadvertent enterotomy during laparoscopy

was more prevalent in 3 of 5 studies that disclosed this event. Morbidity was similar in the majority of studies. A quantitative analysis (meta-analysis) could not be performed due to heterogeneity of the studies.

CONCLUSION: Conversion rates were slightly higher in PAOS groups, although not statistically significant in most studies. History of PAOS did not implicate in higher morbidity rates.

Key words: Previous abdominal surgery; Laparoscopic surgery; Colorectal surgery; Previous abdominal surgery; Laparoscopy

© **The Author(s) 2016.** Published by Baishideng Publishing Group Inc. All rights reserved.

Core tip: So far, there is no substantial evidence in the literature to recommend laparoscopic surgery instead of laparotomy for patients previously submitted to abdominal surgery, concerning short-term benefits, such as conversion rates and morbidity. This review, although without a meta-analysis, brings new light into this matter.

Figueiredo MN, Campos FG, D'Albuquerque LA, Nahas SC, Ceconello I, Panis Y. Short-term outcomes after laparoscopic colorectal surgery in patients with previous abdominal surgery: A systematic review. *World J Gastrointest Surg* 2016; 8(7): 533-540 Available from: URL: <http://www.wjgnet.com/1948-9366/full/v8/i7/533.htm> DOI: <http://dx.doi.org/10.4240/wjgs.v8.i7.533>

INTRODUCTION

In colorectal surgery, laparoscopy has been progressively accepted as a good alternative to open surgery since its first reports during the 90's^[1,2]. The main benefit attributed to laparoscopy is the associated better short-term outcomes observed in both benign and malignant colorectal diseases^[3-6]. Moreover, randomized clinical trials and meta-analysis have suggested that there is no prejudice of oncological outcomes as well^[3,7,8].

It is well recognized that the laparoscopic access to treat colorectal diseases is associated with an extended learning curve and has its own limitations. Many patient's, disease's and surgeon's factors may affect operative results, such as previous abdominal open surgery (PAOS), obesity, inflammatory conditions, pregnancy, surgical expertise and others. At the beginning of laparoscopic experience, some of these conditions were even considered contraindications for this approach^[9], due to the potential higher risk of intraoperative lesions, during trocar placement or because of visceral adhesions. In practice, these drawbacks were translated into a longer operative time and greater conversion rates. With growing expertise in laparoscopic techniques, surgeons gained confidence to perform more difficult cases and reports of laparoscopic procedures after PAOS

have been increasingly published^[10-12]. However, there is still a debate concerning the indication of laparoscopic colorectal surgery in patients with PAOS^[13,14]. Furthermore, there is no randomized study evaluating the possible benefit of laparoscopic colorectal surgery in the context of PAOS.

Thus, the aim of this study was to perform a systematic review concerning short-term outcomes after laparoscopic colorectal surgery in patients with or without PAOS.

MATERIALS AND METHODS

Incidence of conversion, inadvertent intraoperative intestinal lesions and overall morbidity were our main outcome measures.

Eligibility criteria

Studies were included if they reported results on laparoscopic colorectal surgery in patients with PAOS, whether previously open or laparoscopic, with a special interest if they were comparative. Abstracts only were not included in the systematic review, although they were taken into consideration for discussion.

Search strategy

All authors agreed regarding terms that should be used for online search. The literature search comprised the terms "colorectal", "colectomy", "PAOS", "previous surgery" and "PAOS" in different combinations. Articles were searched if published before August 2014 in the following databases: MEDLINE, EMBASE, Cochrane, Scopus, Scielo and LILACS. Initially the search was not limited by language, but only full texts in English were finally included. References in the selected articles were also searched for additional citations.

Study selection

Titles and abstracts were scanned to identify suitable articles; afterwards abstracts were reviewed to identify studies fulfilling inclusion criteria. Finally, full texts of the interested studies were selected. Two authors performed the study selection and one author was responsible for revision of this selection. There were no conflicts regarding suitability of studies selected or excluded.

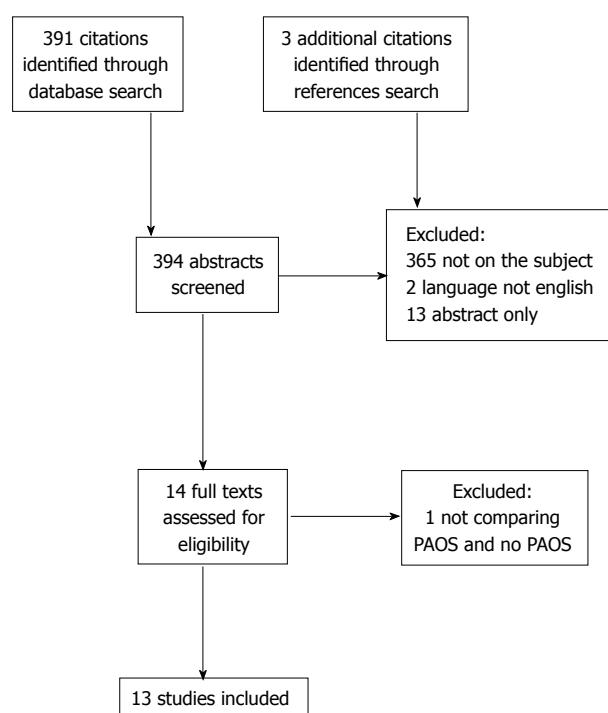
Extraction and analysis of data

Two investigators were responsible to extract data from the studies to a previously designed datasheet, interesting outcomes of this study. Another investigator was responsible to review the information and to solve any conflicts. Information collected from the studies was: Overall conversion, inadvertent intraoperative lesions and morbidity. Definition of conversion was not always mentioned in the articles or differed between them. Mostly, conversion referred to unplanned incisions or size of incision in order to complete surgery. We have considered conversion as described in each study, as

Table 1 Definition of conversion in the 13 studies included in the review of patients submitted to laparoscopy with or without previous abdominal surgery

Ref.	Definition of conversion
Hamel <i>et al.</i> ^[19]	"any incision unplanned, made sooner than planned or longer than 5 cm"
Kwok <i>et al.</i> ^[26]	"abdominal incision exceeded 8 cm; or the incision was extended for any reasons other than division of the bowel and extraction of specimens"
Law <i>et al.</i> ^[22]	N/A
Arteaga González <i>et al.</i> ^[21]	N/A
Franko <i>et al.</i> ^[23]	"change in operative strategy requiring exsufflation of capnoperitoneum and elongation of the surgical incision to allow direct visualization for continued dissection"
Vignali <i>et al.</i> ^[14]	"abdominal incision longer than 7 cm or an abdominal incision made earlier or different from that planned at the start of the procedure"
Nozaki <i>et al.</i> ^[17]	N/A
Offodile <i>et al.</i> ^[25]	"final incision length longer than 7 cm (after skin closure)"
Barleben <i>et al.</i> ^[16]	N/A
Fukunaga <i>et al.</i> ^[24]	"performance of an unplanned incision"
Maggiori <i>et al.</i> ^[18]	"any unplanned incision or a planned incision longer than 6 cm"
Naguib <i>et al.</i> ^[20]	N/A
Yamamoto <i>et al.</i> ^[13]	"any incision more than 8 cm in length needed to complete or facilitate the procedure that could not be completed" laparoscopically

N/A: Not available.

**Figure 1** Flow chart: Literature search on MEDLINE, EMBASE, LILACS, Scopus, Scielo, Cochrane.

shown in Table 1.

Analysis of articles was done according to Preferred Reporting Items for Systematic Reviews and Meta-Analyses^[15]. Forest plots were done using Review Manager (RevMan, Version 5.3. Copenhagen: The Nordic Cochrane Centre, The Cochrane Collaboration, 2012).

RESULTS

The literature search initially identified 391 articles. Search within references led us to include other 3

articles. Subject of citation did not meet the interest criteria of this study in 365 citations. Two studies were excluded because of language (Chinese and Italian) and 13 had only presented abstracts. Fourteen full-text articles were analysed and 13 studies were included in the present manuscript. One article was excluded because it did not describe nor compared laparoscopy with and without PAOS^[13,14,16-26] (Figure 1).

Regarding their characteristics, with one exception, all studies were retrospective and comparative, but only two were case-matched^[14,18]. One study was not comparative and only described a group of patients with PAOS^[16] (Table 2).

The selected studies comprised a total of 5005 patients, 1865 with PAOS. Four papers included not only open but also laparoscopic previous surgeries, and in most of them some kind of resection was done (*i.e.*, excluding diagnostic laparoscopy and bypasses), excluding one study that included a few patients submitted to a diverting stoma^[16]. In two studies^[17,23], colorectal surgery included totally laparoscopic and also hand-assisted techniques. Regarding the type of surgical procedures performed, two studies^[19,25] described only right colectomies, one included only anterior resections for upper rectum cancer^[26], while others included all types of colorectal resections. Three articles included only patients diagnosed with colorectal cancer^[17,24,26].

All but three studies^[14,18,21] included previous appendectomy. Most previous surgeries described in the studies were appendectomies, gynaecological procedures or cholecystectomies. Of 1865 patients, only 294 (16%) were cited as having had a midline incision for previous gastrointestinal surgeries, while 702 (38%) had a previous appendectomy. Although we cannot separate results of only previous gastrointestinal procedures from gynaecological procedures and cholecystectomies, these 294 cases are the object of our

Table 2 Intraoperative findings of 13 studies in patients submitted to laparoscopy with or without previous abdominal surgery

Ref.	Type of study	No. of patients			Conversion rate (%)			Inadvertent enterotomy (%)		
		Total	PAOS	non PAOS	PAOS	non PAOS	P-value	PAOS	non PAOS	P-value
Hamel <i>et al</i> ^[19]	Comparative	85	36	49	17	12	0.754	N/A	N/A	N/A
Kwok <i>et al</i> ^[26]	Comparative	91	26	65	15.4	7.7	0.55	N/A	N/A	N/A
Law <i>et al</i> ^[22]	Comparative	295	84	211	17	11	0.181	N/A	N/A	N/A
Arteaga González <i>et al</i> ^[21]	Comparative	86	27	59	26.1	5.1	0.02	0	1.7	NS
Franko <i>et al</i> ^[23]	Comparative	820	347	473	19	11	< 0.001	1.4	0.2	0.04
Vignali <i>et al</i> ^[14]	Case-matched	182	91	91	16.5	8.8	0.18	N/A	N/A	N/A
Nozaki <i>et al</i> ^[17]	Comparative	121	21	100	0	0	N/A	N/A	N/A	N/A
Offodile <i>et al</i> ^[25]	Comparative	414	171	243	17	15	0.42	N/A	N/A	N/A
Barleben <i>et al</i> ^[16]	Observational; not comparative	55	55	0	14.5	N/A	N/A	N/A	N/A	N/A
Fukunaga <i>et al</i> ^[24]	Comparative	607	192	415	5.2	2.6	0.108	2.6	0	0.001
Maggiori <i>et al</i> ^[18]	Case-matched	367	167	200	22	13	0.017	N/A	N/A	N/A
Naguib <i>et al</i> ^[20]	Comparative	181	68	113	13.2	10.6	0.6	2.9	0	0.14
Yamamoto <i>et al</i> ^[13]	Comparative	1701	580	1121	12.4	10.2	0.16	0.9	0.1	0.037
Total		5005	1865	3140						

NS: Not significant; N/A: Not available; PAOS: Previous abdominal surgery.

Overall conversion

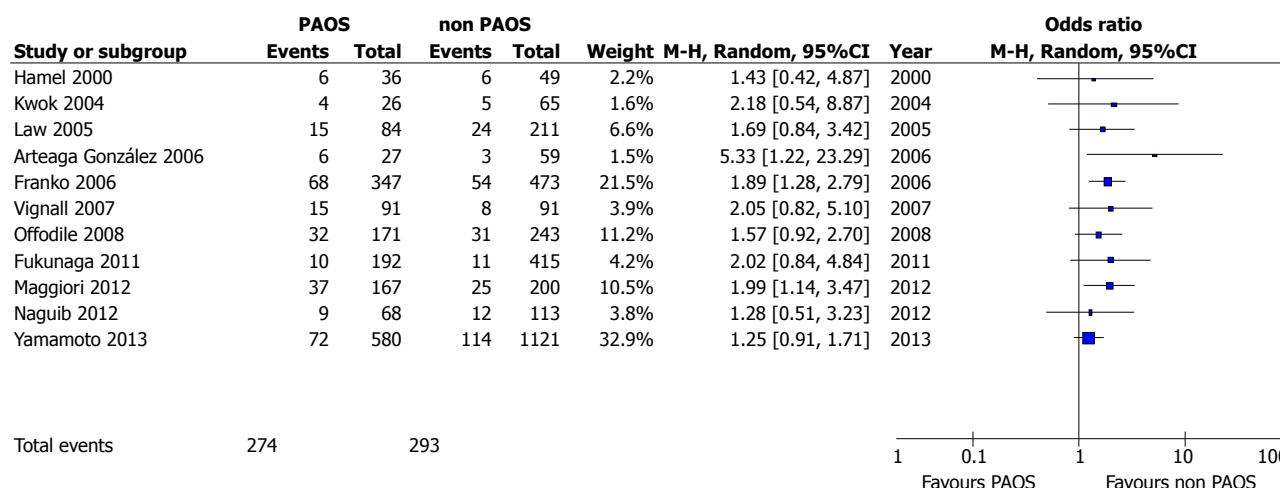


Figure 2 Forest plot showing comparison between studies regarding overall conversion.

interest in this paper.

All studies were retrospective and with great heterogeneity, so a quantitative analysis (meta-analysis) was not carried out because it would not be of value. Nonetheless, a forest plot was made in order to provide an idea of trend in the results of this review, in case data could be adequately extracted.

Conversion

Overall conversion rates were described in all 12 studies (Table 2). These rates were higher in all of the studies but only 3 of studies showed statistical significance^[18,21,23] (Figure 2). There were no conversions in one of the studies^[17].

Intraoperative inadvertent enterotomy

In 3 of 5 studies, rates of intraoperative intestinal lesions (Figure 3) were higher in the PAOS groups (not necessarily leading to conversion)^[13,23,24], while in two

studies they were similar^[20,21]. The other 8 papers did not describe such data (Table 2).

Postoperative morbidity

In the 9 studies that reported postoperative complication rates, similar rates were reported between patients with and without PAOS (Table 3). In 3 other studies the *P* value comparing overall morbidity rates was not available, but numbers for independent complications were summed in order to perform odds ratio analysis (Figure 4).

DISCUSSION

To date, very few studies have been devoted to evaluate the impact of PAOS on the short-term results after laparoscopic colorectal surgery. The present literature review with more than 5000 patients (including 1800 that had PAOS and 264 with previous gastrointestinal

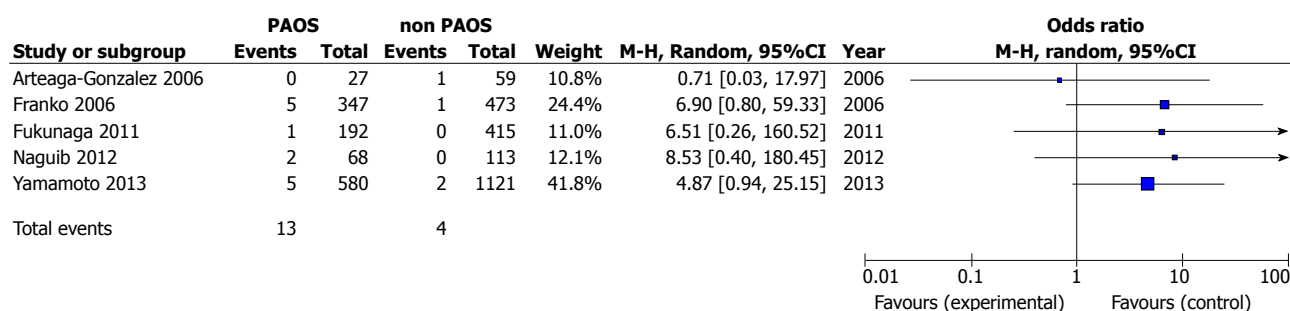
Inadvertent enterotomy

Figure 3 Forest plot showing comparison between studies regarding inadvertent enterotomy.

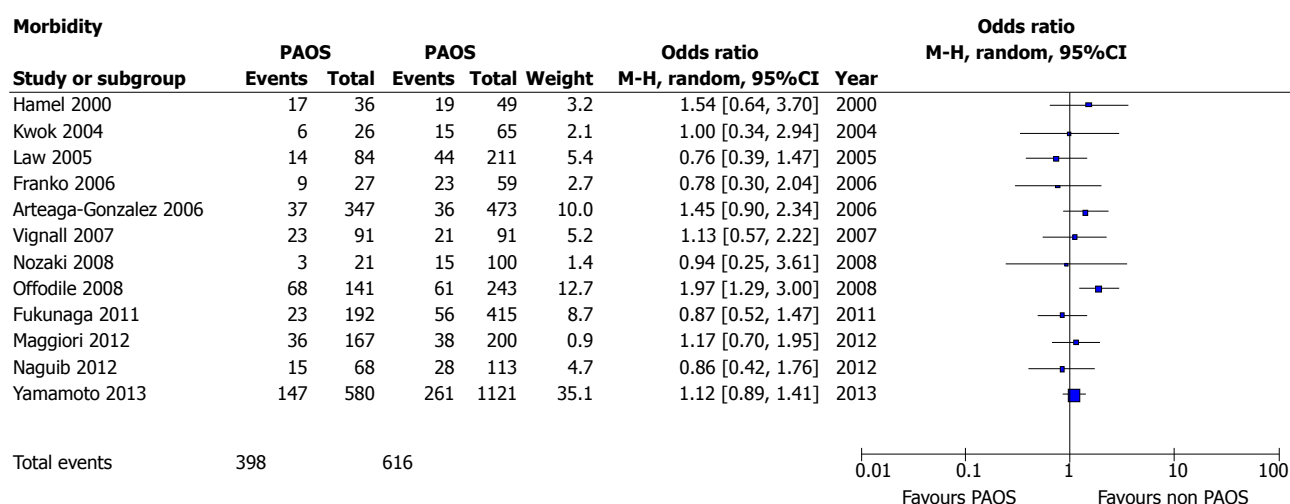
Morbidity

Figure 4 Forest plot showing comparison between studies regarding morbidity.

Table 3 Postoperative findings of 13 studies in patients submitted to laparoscopy with or without previous abdominal surgery

Ref.	No. of patients			Morbidity (%)		
	Total	PAOS	non PAOS	PAOS	non PAOS	P-value
Hamel <i>et al</i> ^[19]	85	36	49	47	37	0.18
Kwok <i>et al</i> ^[26]	91	26	65	23	23	0.79
Law <i>et al</i> ^[22]	295	84	211	16	20	0.516
Arteaga González <i>et al</i> ^[21]	86	27	59	39	38	NS
Franko <i>et al</i> ^[23]	820	347	473	N/A	N/A	N/A
Vignali <i>et al</i> ^[14]	182	91	91	25.3	23.1	0.86
Nozaki <i>et al</i> ^[17]	121	21	100	14	15	0.94
Offodile <i>et al</i> ^[25]	414	171	243	N/A	N/A	N/A
Barleben <i>et al</i> ^[16]	55	55	0	N/A	N/A	N/A
Fukunaga <i>et al</i> ^[24]	607	192	415	15.6	14.5	0.767
Maggiori <i>et al</i> ^[18]	367	167	200	22	19	0.543
Naguib <i>et al</i> ^[20]	181	68	113	N/A	N/A	N/A
Yamamoto <i>et al</i> ^[13]	1701	580	1121	25.3	23.3	0.345

NS: Not significant; N/A: Not available; PAOS: Previous abdominal surgery.

resection by midline incision) suggests that PAOS has probably little impact on postoperative morbidity after laparoscopic colorectal surgery.

It is important to state that previous surgery away from the site of the current surgery might not interfere in short-term outcomes, for ex. previous gynaecological surgery in a patient that is going to be submitted to a

transverse colon resection should not present a problem regarding technical aspects and subsequent results.

Although conversion rates were higher in few studies (mainly because of adhesion), and the risk of inadvertent enterotomy was also slightly increased, overall postoperative morbidity was similar with or without PAOS. According to the literature, conversion

from laparoscopic to open surgery does not seem to influence directly in post-operative morbidity^[27]. In our study, although 3 studies reported higher conversion rates in the PAOS groups, morbidity was similar in both groups.

Due to the heterogeneity of the studies, it was not possible to perform a meta-analysis with qualitative results. This heterogeneity refers not only to statistical methods or study design, but also to different types of surgery (previous and actual) and diseases, as well as experience of the surgeon, which makes it hard to compare as equal.

In a pragmatic approach, laparoscopy should not be contraindicated in patients with PAOS and this is common sense for most surgeons, though it is not well established by current medical literature so far. Although surgeon and patient must be aware of the higher risk of conversion and possible accidental enterotomy, because of all the possible benefits previously demonstrated after laparoscopic colorectal surgery, laparoscopy might be attempted in most of the patients.

Short-term benefits of laparoscopic colorectal resection are clearly demonstrated by several randomized studies, including faster recovery, lower pain, earlier feeding and shorter return of normal intestinal function and shorter hospital stay^[6,28-30]. However, it remains controversial if patients still profit from laparoscopic advantages in cases of PAOS. There is no doubt that intra-abdominal adhesences may substantially impair intra and postoperative outcomes, mainly due to difficulties when performing adhesiolysis and the risks of visceral perforations. In fact, abdominal adhesions following laparotomy have been described in up to 70% to 90% of patients^[31,32], and this may reflect in a longer operative time, mainly due to adhesiolysis, even in open surgery^[33], and may lead, also in open surgery, to a higher risk of small bowel lesion in up to 20%^[34].

Conversion rates in laparoscopic colorectal surgery range between 5% and 23%^[4,35-40]. Although some studies did not find PAOS as a risk factor for higher conversion rates^[36,39,41,42], it is believed that PAOS has the potential to increase these rates. In our opinion and practice, we believe that a systematic laparoscopic approach in colorectal surgery for patients with PAOS should be done, except for those with wound dehiscence for which repair is indicated.

Our literature review about laparoscopic surgery in patients with PAOS is in accordance with our strategy: Overall postoperative morbidity was similar whether there was PAOS or not. However, it must be noticed that conversion rates are probably slightly higher in cases of PAOS (demonstrated in only 3/12 studies) mainly because of adhesions, as suggested in 5/6 studies.

We are aware that inflammatory cases (Inflammatory Bowel Disease and diverticulitis) may sometimes present as an even bigger challenge than colorectal cancer and that a learning curve is fundamental for a surgeon to achieve advanced laparoscopic skills and overcome technical difficulties. Therefore, surgeons

without significant experience in laparoscopy should carefully select PAOS cases. However, with growing experience in laparoscopic surgery, we consider that adhesion is no more a contraindication to laparoscopic surgery. Even if several minutes might be necessary in the beginning of the procedure to perform adhesiolysis, we consider that avoiding an unnecessary laparotomy may bring several advantages. First, it avoids a traumatic aggression on a previous healed abdominal incision, with the risk of long-term hernia; second, it allows keeping all the short-term advantages of laparoscopy.

In our systematic review, risk of inadvertent enterotomy seems higher with than without PAOS, but this aspect was in fact evaluated in only 5 of 12 studies, and demonstrated in only 3 of those 5 studies.

The main limitation of our review is the heterogeneity of the studies and the absence of prospective studies. For these reasons, it does not allow us to perform quantitative analysis, pooling the results together. Among the studies excluded from our review for being abstracts only, we could also perceive a trend suggesting that conversion rates in patients with PAOS is not higher than that in non PAOS groups^[43-47]. In one abstract referring to risk factors for conversion during laparoscopy in colorectal surgery, PAOS was not identified as one^[48]. Furthermore, in the context of Crohn's disease, where redo surgery is frequent, two teams have demonstrated that performing a redosurgery by laparoscopy is feasible without increased morbidity rate^[43,49], even though short-term benefits might not be the same as in first-time laparoscopies for IBD.

In conclusion, this review suggests that laparoscopic surgery in patients with PAOS is feasible and it is not associated with higher morbidity rates. Although the potential risks of conversion (due to adhesences) and inadvertent enterotomies must not be forgotten, we consider that they are not enough to contraindicate laparoscopy in these patients.

COMMENTS

Background

Laparoscopy became the standard technique in many gastrointestinal procedures. But still there is controversy when it comes to perform colorectal surgery in patients that were operated on by a previous laparotomy, since there are no definite studies in this matter. Adhesions and consequent conversion might pose a problem as well as possible higher morbidity rates derived from those. Several articles have compared patients with and without previous abdominal open surgery, but most have a small number of patients, making it harder to make definite assumptions.

Research frontiers

If the authors could consider only patients with previous gastrointestinal resections through midline incision they might bring an even better light in this subject of laparoscopy in case of previous abdominal surgery.

Innovations and breakthroughs

A systematic review concerning a theme that has not been so far elucidated by the current literature, to try to stimulate the debate and since a controlled study with such design is not probable, they might have to take the best evidence

from uncontrolled studies.

Applications

Surgeons might use a systematic revision as an extra support to the belief that previous surgery is no longer a contraindication for laparoscopy in colorectal surgery.

Peer-review

This manuscript is a satisfactorily written systemic review on this problematic subject.

REFERENCES

- Jacobs M, Verdeja JC, Goldstein HS. Minimally invasive colon resection (laparoscopic colectomy). *Surg Laparosc Endosc* 1991; **1**: 144-150 [PMID: 1688289]
- Redwine DB, Sharpe DR. Laparoscopic segmental resection of the sigmoid colon for endometriosis. *J Laparoendosc Surg* 1991; **1**: 217-220 [PMID: 1834272]
- Lacy AM, García-Valdecasas JC, Delgado S, Castells A, Taurá P, Piqué JM, Visa J. Laparoscopy-assisted colectomy versus open colectomy for treatment of non-metastatic colon cancer: a randomised trial. *Lancet* 2002; **359**: 2224-2229 [PMID: 12103285 DOI: 10.1016/S0140-6736(02)09290-5]
- Campos FG, Valarini R. Evolution of laparoscopic colorectal surgery in Brazil: results of 4744 patients from the national registry. *Surg Laparosc Endosc Percutan Tech* 2009; **19**: 249-254 [PMID: 19542856 DOI: 10.1097/SLE.0b013e3181a1193b]
- Alves A, Panis Y, Slim K, Heyd B, Kwiatkowski F, Manton G. French multicentre prospective observational study of laparoscopic versus open colectomy for sigmoid diverticular disease. *Br J Surg* 2005; **92**: 1520-1525 [PMID: 16231279 DOI: 10.1002/bjs.5148]
- Schwenk W, Haase O, Neudecker J, Müller JM. Short term benefits for laparoscopic colorectal resection. *Cochrane Database Syst Rev* 2005; **(3)**: CD003145 [PMID: 16034888 DOI: 10.1002/14651858.CD003145.pub2]
- Fleishman JW, Nelson H, Peters WR, Kim HC, Larach S, Boorse RR, Ambrose W, Leggett P, Bleday R, Stryker S, Christenson B, Wexner S, Senagore A, Rattner D, Sutton J, Fine AP. Early results of laparoscopic surgery for colorectal cancer. Retrospective analysis of 372 patients treated by Clinical Outcomes of Surgical Therapy (COST) Study Group. *Dis Colon Rectum* 1996; **39**: S53-S58 [PMID: 8831547]
- Jayne DG, Thorpe HC, Copeland J, Quirke P, Brown JM, Guillou PJ. Five-year follow-up of the Medical Research Council CLASICC trial of laparoscopically assisted versus open surgery for colorectal cancer. *Br J Surg* 2010; **97**: 1638-1645 [PMID: 20629110 DOI: 10.1002/bjs.7160]
- Curet MJ. Special problems in laparoscopic surgery. Previous abdominal surgery, obesity, and pregnancy. *Surg Clin North Am* 2000; **80**: 1093-1110 [PMID: 10987026]
- Schirmer BD, Dix J, Schmieg RE, Aguilar M, Urch S. The impact of previous abdominal surgery on outcome following laparoscopic cholecystectomy. *Surg Endosc* 1995; **9**: 1085-1089 [PMID: 8553208]
- Yu SC, Chen SC, Wang SM, Wei TC. Is previous abdominal surgery a contraindication to laparoscopic cholecystectomy? *J Laparoendosc Surg* 1994; **4**: 31-35 [PMID: 8173109]
- Miller K, Hölbling N, Hutter J, Junger W, Moritz E, Speil T. Laparoscopic cholecystectomy for patients who have had previous abdominal surgery. *Surg Endosc* 1993; **7**: 400-403 [PMID: 8211616]
- Yamamoto M, Okuda J, Tanaka K, Kondo K, Asai K, Kayano H, Masubuchi S, Uchiyama K. Effect of previous abdominal surgery on outcomes following laparoscopic colorectal surgery. *Dis Colon Rectum* 2013; **56**: 336-342 [PMID: 23392148 DOI: 10.1097/DCR.0b013e31827ba103]
- Vignali A, Di Palo S, De Nardi P, Radaelli G, Orsenigo E, Staudacher C. Impact of previous abdominal surgery on the outcome of laparoscopic colectomy: a case-matched control study. *Tech Coloproctol* 2007; **11**: 241-246 [PMID: 17676267 DOI: 10.1007/s10151-007-0358-6]
- Moher D, Liberati A, Tetzlaff J, Altman DG. Preferred reporting items for systematic reviews and meta-analyses: the PRISMA statement. *BMJ* 2009; **339**: b2535 [PMID: 19622551]
- Barleben A, Gandhi D, Nguyen XM, Che F, Nguyen NT, Mills S, Stamos MJ. Is laparoscopic colon surgery appropriate in patients who have had previous abdominal surgery? *Am Surg* 2009; **75**: 1015-1019 [PMID: 19886156]
- Nozaki I, Kubo Y, Kurita A, Ohta K, Aogi K, Tanada M, Takashima S. Laparoscopic colectomy for colorectal cancer patients with previous abdominal surgery. *Hepatogastroenterology* 2008; **55**: 943-946 [PMID: 18705303]
- Maggiore L, Cook MC, Bretagnol F, Ferron M, Alves A, Panis Y. Prior abdominal open surgery does not impair outcomes of laparoscopic colorectal surgery: a case-control study in 367 patients. *Colorectal Dis* 2013; **15**: 236-243 [PMID: 22738132 DOI: 10.1111/j.1463-1318.2012.03150.x]
- Hamel CT, Pikarsky AJ, Weiss E, Nogueras J, Wexner SD. Do prior abdominal operations alter the outcome of laparoscopically assisted right hemicolectomy? *Surg Endosc* 2000; **14**: 853-857 [PMID: 11000368]
- Naguib N, Saklani A, Shah P, Mekhail P, Alsheikh M, AbdelDayem M, Masoud AG. Short-term outcomes of laparoscopic colorectal resection in patients with previous abdominal operations. *J Laparoendosc Adv Surg Tech A* 2012; **22**: 468-471 [PMID: 22568543 DOI: 10.1089/lap.2011.0383]
- Arteaga González I, Martín Malagón A, López-Tomassetti Fernández EM, Arranz Durán J, Díaz Luis H, Carrillo Pallares A. Impact of previous abdominal surgery on colorectal laparoscopy results: a comparative clinical study. *Surg Laparosc Endosc Percutan Tech* 2006; **16**: 8-11 [PMID: 16552371 DOI: 10.1097/01.sle.0000202188.57537.07]
- Law WL, Lee YM, Chu KW. Previous abdominal operations do not affect the outcomes of laparoscopic colorectal surgery. *Surg Endosc* 2005; **19**: 326-330 [PMID: 15624064 DOI: 10.1007/s00464-004-8114-8]
- Franko J, O'Connell BG, Mehall JR, Harper SG, Nejman JH, Zebley DM, Fassler SA. The influence of prior abdominal operations on conversion and complication rates in laparoscopic colorectal surgery. *JSLs* 2006; **10**: 169-175 [PMID: 16882414]
- Fukunaga Y, Kameyama M, Kawasaki M, Takemura M, Fujiwara Y. Laparoscopic colorectal surgery in patients with prior abdominal surgery. *Dig Surg* 2011; **28**: 22-28 [PMID: 21293128 DOI: 10.1159/000321955]
- Offodile AC, Lee SW, Yoo J, Whelan RL, Moradi D, Baxter R, Arnell TD, Nasar A, Sonoda T, Milsom JW, Feingold DL. Does prior abdominal surgery influence conversion rates and outcomes of laparoscopic right colectomy in patients with neoplasia? *Dis Colon Rectum* 2008; **51**: 1669-1674 [PMID: 18622643 DOI: 10.1007/s10350-008-9278-4]
- Kwok SY, Chung CCC, Tsang WWC, Li MKW. Laparoscopic resection for rectal cancer in patients with previous abdominal surgery: A comparative study. *Annals Of The College Of Surgeons (Hong Kong)* 2004; **8**: 115-119
- Aytac E, Stocchi L, Ozdemir Y, Kiran RP. Factors affecting morbidity after conversion of laparoscopic colorectal resections. *Br J Surg* 2013; **100**: 1641-1648 [PMID: 24264789 DOI: 10.1002/bjs.9283]
- Keus F, de Jong JA, Gooszen HG, van Laarhoven CJ. Laparoscopic versus open cholecystectomy for patients with symptomatic cholecystolithiasis. *Cochrane Database Syst Rev* 2006; **(4)**: CD006231 [PMID: 17054285 DOI: 10.1002/14651858.CD006231]
- Reza MM, Blasco JA, Andradás E, Cantero R, Mayol J. Systematic review of laparoscopic versus open surgery for colorectal cancer. *Br J Surg* 2006; **93**: 921-928 [PMID: 16845692 DOI: 10.1002/bjs.5430]
- Noel JK, Fahrback K, Estok R, Cella C, Frame D, Linz H, Cima RR, Dozois EJ, Senagore AJ. Minimally invasive colorectal resection outcomes: short-term comparison with open procedures. *J Am Coll Surg* 2007; **204**: 291-307 [PMID: 17254934 DOI: 10.1016/

- j.jamcollsurg.2006.10.002]
- 31 **Ellis H.** The causes and prevention of intestinal adhesions. *Br J Surg* 1982; **69**: 241-243 [PMID: 7042032]
 - 32 **Liakakos T,** Thomakos N, Fine PM, Derveniz C, Young RL. Peritoneal adhesions: etiology, pathophysiology, and clinical significance. Recent advances in prevention and management. *Dig Surg* 2001; **18**: 260-273 [PMID: 11528133]
 - 33 **Coleman MG,** McLain AD, Moran BJ. Impact of previous surgery on time taken for incision and division of adhesions during laparotomy. *Dis Colon Rectum* 2000; **43**: 1297-1299 [PMID: 11005501]
 - 34 **Van Der Krabben AA,** Dijkstra FR, Nieuwenhuijzen M, Reijnen MM, Schaapveld M, Van Goor H. Morbidity and mortality of inadvertent enterotomy during adhesiotomy. *Br J Surg* 2000; **87**: 467-471 [PMID: 10759744 DOI: 10.1046/j.1365-2168.2000.01394.x]
 - 35 **Pandya S,** Murray JJ, Collier JA, Rusin LC. Laparoscopic colectomy: indications for conversion to laparotomy. *Arch Surg* 1999; **134**: 471-475 [PMID: 10323418]
 - 36 **Veldkamp R,** Kuhry E, Hop WC, Jeekel J, Kazemier G, Bonjer HJ, Haglind E, Pahlman L, Cuesta MA, Msika S, Morino M, Lacy AM. Laparoscopic surgery versus open surgery for colon cancer: short-term outcomes of a randomised trial. *Lancet Oncol* 2005; **6**: 477-484 [PMID: 15992696 DOI: 10.1016/S1470-2045(05)70221-7]
 - 37 **Croce E,** Olmi S, Azzola M, Russo R, Di Bonifacio M. Laparoscopic colectomy: indications, standardized technique and results after 6 years experience. *Hepatogastroenterology* 2000; **47**: 683-691 [PMID: 10919012]
 - 38 **Casillas S,** Delaney CP, Senagore AJ, Brady K, Fazio VW. Does conversion of a laparoscopic colectomy adversely affect patient outcome? *Dis Colon Rectum* 2004; **47**: 1680-1685 [PMID: 15540299]
 - 39 **Tekkis PP,** Senagore AJ, Delaney CP. Conversion rates in laparoscopic colorectal surgery: a predictive model with 1253 patients. *Surg Endosc* 2005; **19**: 47-54 [PMID: 15549630 DOI: 10.1007/s00464-004-8904-z]
 - 40 **Kelly M,** Bhangu A, Singh P, Fitzgerald JE, Tekkis PP. Systematic review and meta-analysis of trainee- versus expert surgeon-performed colorectal resection. *Br J Surg* 2014; **101**: 750-759 [PMID: 24760684 DOI: 10.1002/bjs.9472]
 - 41 **Thorpe H,** Jayne DG, Guillou PJ, Quirke P, Copeland J, Brown JM. Patient factors influencing conversion from laparoscopically assisted to open surgery for colorectal cancer. *Br J Surg* 2008; **95**: 199-205 [PMID: 17696215 DOI: 10.1002/bjs.5907]
 - 42 **Vaccaro CA,** Rossi GL, Quintana GO, Soriano ER, Vaccarezza H, Rubinstein F. Laparoscopic colorectal resections: a simple predictor model and a stratification risk for conversion to open surgery. *Dis Colon Rectum* 2014; **57**: 869-874 [PMID: 24901688 DOI: 10.1097/DCR.0000000000000137]
 - 43 **Aytac E,** Stocchi L, Remzi FH, Kiran RP. Is laparoscopic surgery for recurrent Crohn's disease beneficial in patients with previous primary resection through midline laparotomy? A case-matched study. *Surg Endosc* 2012; **26**: 3552-3556 [PMID: 22648125 DOI: 10.1007/s00464-012-2361-x]
 - 44 **Naguib N,** Saklani A, Shah P, Mekhail P, AbdelDayem M, Alsheikh M. Short term outcomes of laparoscopic colorectal surgery in patients with previous abdominal operations, 10 years experience. *Surgical Endoscopy and Other Interventional Techniques* 2013; **27**: S97
 - 45 **Huang CC,** Su CH, Ghen YC, Fan WC, Ma CJ, Huang CJ. The impact of previous surgery on clinical outcomes of laparoscopic colectomy for colorectal cancer. *Surgical Endoscopy and Other Interventional Techniques* 2013; **27**: S113
 - 46 **Patel K,** Siddiqi N, Flashman KG, O'Leary DP, Khan JS. Laparoscopic colorectal surgery outcomes for patients with previous abdominal surgery. *Colorectal Disease* 2011; **13**: 30
 - 47 **King A,** Bracey E, Flashman D, Senapati A, Skull A, O'Leary D. Does higher BMI and previous abdominal surgery affect the clinical outcome or the conversion rate in laparoscopic colorectal surgery? Prospective data from 255 consecutive cases. *Colorectal Disease* 2009; **11**: 23
 - 48 **Gellona J,** Inostroza G, Miguielles R, Elena Molina M, Bellolio F, Urrejola G, Espinola D, Larach T, Zuniga JM. Predictive factors for conversion in laparoscopic colorectal surgery and impact on early postoperative period, an 848 patient case control study. *Surgical Endoscopy and Other Interventional Techniques* 2013; **27**: S319
 - 49 **Brouquet A,** Bretagnol F, Soprani A, Valleur P, Bouhnik Y, Panis Y. A laparoscopic approach to iterative ileocolonic resection for the recurrence of Crohn's disease. *Surg Endosc* 2010; **24**: 879-887 [PMID: 19730944 DOI: 10.1007/s00464-009-0682-1]

P- Reviewer: Agresta F, Aly EH, Aytac E,

Oncel M, Pedziwiatr M, Yamamoto M

S- Editor: Qiu S **L- Editor:** A **E- Editor:** Jiao XK





Published by **Baishideng Publishing Group Inc**

8226 Regency Drive, Pleasanton, CA 94588, USA

Telephone: +1-925-223-8242

Fax: +1-925-223-8243

E-mail: bpgoffice@wjgnet.com

Help Desk: <http://www.wjgnet.com/esps/helpdesk.aspx>

<http://www.wjgnet.com>

