

World Journal of *Gastroenterology*

World J Gastroenterol 2017 August 21; 23(31): 5645-5828





Editorial Board

2014-2017

The *World Journal of Gastroenterology* Editorial Board consists of 1375 members, representing a team of worldwide experts in gastroenterology and hepatology. They are from 68 countries, including Algeria (2), Argentina (7), Australia (31), Austria (9), Belgium (11), Brazil (20), Brunei Darussalam (1), Bulgaria (2), Cambodia (1), Canada (25), Chile (4), China (165), Croatia (2), Cuba (1), Czech (6), Denmark (2), Egypt (9), Estonia (2), Finland (6), France (20), Germany (58), Greece (31), Guatemala (1), Hungary (14), Iceland (1), India (33), Indonesia (2), Iran (10), Ireland (9), Israel (18), Italy (194), Japan (149), Jordan (1), Kuwait (1), Lebanon (7), Lithuania (1), Malaysia (1), Mexico (11), Morocco (1), Netherlands (5), New Zealand (4), Nigeria (3), Norway (6), Pakistan (6), Poland (12), Portugal (8), Puerto Rico (1), Qatar (1), Romania (10), Russia (3), Saudi Arabia (2), Singapore (7), Slovenia (2), South Africa (1), South Korea (69), Spain (51), Sri Lanka (1), Sudan (1), Sweden (12), Switzerland (5), Thailand (7), Trinidad and Tobago (1), Tunisia (2), Turkey (55), United Kingdom (49), United States (180), Venezuela (1), and Vietnam (1).

EDITORS-IN-CHIEF

Stephen C Strom, *Stockholm*
Andrzej S Tarnawski, *Long Beach*
Damian Garcia-Olmo, *Madrid*

ASSOCIATE EDITORS

Yung-Jue Bang, *Seoul*
Vincent Di Martino, *Besancon*
Daniel T Farkas, *Bronx*
Roberto J Firpi, *Gainesville*
Maria Gazouli, *Athens*
Chung-Feng Huang, *Kaohsiung*
Namir Katkhouda, *Los Angeles*
Anna Kramvis, *Johannesburg*
Wolfgang Kruis, *Cologne*
Peter L Lakatos, *Budapest*
Han Chu Lee, *Seoul*
Christine McDonald, *Cleveland*
Nahum Mendez-Sanchez, *Mexico City*
George K Michalopoulos, *Pittsburgh*
Suk Woo Nam, *Seoul*
Shu-You Peng, *Hangzhou*
Daniel von Renteln, *Montreal*
Angelo Sangiovanni, *Milan*
Hildegard M Schuller, *Knoxville*
Dong-Wan Seo, *Seoul*
Adrian John Stanley, *Glasgow*
Jurgen Stein, *Frankfurt*
Bei-Cheng Sun, *Nanjing*
Yoshio Yamaoka, *Yufu*

GUEST EDITORIAL BOARD MEMBERS

Jia-Ming Chang, *Taipei*
Jane CJ Chao, *Taipei*

Kuen-Feng Chen, *Taipei*
Tai-An Chiang, *Tainan*
Yi-You Chiou, *Taipei*
Seng-Kee Chuah, *Kaohsiung*
Wan-Long Chuang, *Kaohsiung*
How-Ran Guo, *Tainan*
Ming-Chih Hou, *Taipei*
Po-Shiuan Hsieh, *Taipei*
Ching-Chuan Hsieh, *Chiayi county*
Jun-Te Hsu, *Taoyuan*
Chung-Ping Hsu, *Taichung*
Chien-Ching Hung, *Taipei*
Chao-Hung Hung, *Kaohsiung*
Chen-Guo Ker, *Kaohsiung*
Yung-Chih Lai, *Taipei*
Teng-Yu Lee, *Taichung City*
Wei-Jei Lee, *Taoyuan*
Jin-Ching Lee, *Kaohsiung*
Jen-Kou Lin, *Taipei*
Ya-Wen Lin, *Taipei*
Hui-kang Liu, *Taipei*
Min-Hsiung Pan, *Taipei*
Bor-Shyang Sheu, *Tainan*
Hon-Yi Shi, *Kaohsiung*
Fung-Chang Sung, *Taichung*
Dar-In Tai, *Taipei*
Jung-Fa Tsai, *Kaohsiung*
Yao-Chou Tsai, *New Taipei City*
Chih-Chi Wang, *Kaohsiung*
Liang-Shun Wang, *New Taipei City*
Hsiu-Po Wang, *Taipei*
Jaw-Yuan Wang, *Kaohsiung*
Yuan-Huang Wang, *Taipei*
Yuan-Chuen Wang, *Taichung*

Deng-Chyang Wu, *Kaohsiung*
Shun-Fa Yang, *Taichung*
Hsu-Heng Yen, *Changhua*

MEMBERS OF THE EDITORIAL BOARD



Algeria

Saadi Berkane, *Algiers*
Samir Rouabhia, *Batna*



Argentina

N Tolosa de Talamoni, *Córdoba*
Eduardo de Santibanes, *Buenos Aires*
Bernardo Frider, *Capital Federal*
Guillermo Mazzolini, *Pilar*
Carlos Jose Pirola, *Buenos Aires*
Bernabé Matías Quesada, *Buenos Aires*
María Fernanda Troncoso, *Buenos Aires*



Australia

Golo Ahlenstiel, *Westmead*
Minoti V Apte, *Sydney*
Jacqueline S Barrett, *Melbourne*
Michael Beard, *Adelaide*
Filip Braet, *Sydney*
Guy D Eslick, *Sydney*
Christine Feinle-Bisset, *Adelaide*
Mark D Gorrell, *Sydney*
Michael Horowitz, *Adelaide*

Gordon Stanley Howarth, *Roseworthy*
 Seungha Kang, *Brisbane*
 Alfred King Lam, *Gold Coast*
 Ian C Lawrance, *Perth/Fremantle*
 Barbara Anne Leggett, *Brisbane*
 Daniel A Lemberg, *Sydney*
 Rupert W Leong, *Sydney*
 Finlay A Macrae, *Victoria*
 Vance Matthews, *Melbourne*
 David L Morris, *Sydney*
 Reme Mountifield, *Bedford Park*
 Hans J Netter, *Melbourne*
 Nam Q Nguyen, *Adelaide*
 Liang Qiao, *Westmead*
 Rajvinder Singh, *Adelaide*
 Ross Cyril Smith, *St Leonards*
 Kevin J Spring, *Sydney*
 Debbie Trinder, *Fremantle*
 Daniel R van Langenberg, *Box Hill*
 David Ian Watson, *Adelaide*
 Desmond Yip, *Garran*
 Li Zhang, *Sydney*



Austria

Felix Aigner, *Innsbruck*
 Gabriela A Berlakovich, *Vienna*
 Herwig R Cerwenka, *Graz*
 Peter Ferenci, *Wien*
 Alfred Gangl, *Vienna*
 Kurt Lenz, *Linz*
 Markus Peck-Radosavljevic, *Vienna*
 Markus Raderer, *Vienna*
 Stefan Riss, *Vienna*



Belgium

Michael George Adler, *Brussels*
 Benedicte Y De Winter, *Antwerp*
 Mark De Ridder, *Jette*
 Olivier Detry, *Liege*
 Denis Dufrane Dufrane, *Brussels*
 Sven M Francque, *Edegem*
 Nikos Kotzampassakis, *Liège*
 Geert KMM Robaey, *Genk*
 Xavier Sagaert, *Leuven*
 Peter Starkel, *Brussels*
 Eddie Wisse, *Keerbergen*



Brazil

SMP Balzan, *Santa Cruz do Sul*
 JLF Caboclo, *Sao Jose do Rio Preto*
 Fábio Guilherme Campos, *Sao Paulo*
 Claudia RL Cardoso, *Rio de Janeiro*
 Roberto J Carvalho-Filho, *Sao Paulo*
 Carla Daltro, *Salvador*
 José Sebastiao dos Santos, *Ribeirão Preto*
 Eduardo LR Mello, *Rio de Janeiro*
 Stihela Maria Murad-Regadas, *Fortaleza*
 Claudia PMS Oliveira, *Sao Paulo*
 Júlio C Pereira-Lima, *Porto Alegre*
 Marcos V Perini, *Sao Paulo*
 Vietla Satyanarayana Rao, *Fortaleza*

Raquel Rocha, *Salvador*
 AC Simoes e Silva, *Belo Horizonte*
 Mauricio F Silva, *Porto Alegre*
 Aytan Miranda Sipahi, *Sao Paulo*
 Rosa Leonôra Salerno Soares, *Niterói*
 Cristiane Valle Tovo, *Porto Alegre*
 Eduardo Garcia Vilela, *Belo Horizonte*



Brunei Darussalam

Vui Heng Chong, *Bandar Seri Begawan*



Bulgaria

Tanya Kirilova Kadiyska, *Sofia*
 Mihaela Petrova, *Sofia*



Cambodia

Francois Rouet, *Phnom Penh*



Canada

Brian Bressler, *Vancouver*
 Frank J Burczynski, *Winnipeg*
 Wangxue Chen, *Ottawa*
 Francesco Crea, *Vancouver*
 Jane A Foster, *Hamilton*
 Hugh J Freeman, *Vancouver*
 Shahrokh M Ghobadloo, *Ottawa*
 Yuewen Gong, *Winnipeg*
 Philip H Gordon, *Quebec*
 Rakesh Kumar, *Edmonton*
 Wolfgang A Kunze, *Hamilton*
 Patrick Labonte, *Laval*
 Zhikang Peng, *Winnipeg*
 Jayadev Raju, *Ottawa*
 Maitreyi Raman, *Calgary*
 Giada Sebastiani, *Montreal*
 Maida J Sewitch, *Montreal*
 Eldon A Shaffer, *Alberta*
 Christopher W Teshima, *Edmonton*
 Jean Sévigny, *Québec*
 Pingchang Yang, *Hamilton*
 Pingchang Yang, *Hamilton*
 Eric M Yoshida, *Vancouver*
 Bin Zheng, *Edmonton*



Chile

Marcelo A Beltran, *La Serena*
 Flavio Nervi, *Santiago*
 Adolfo Parra-Blanco, *Santiago*
 Alejandro Soza, *Santiago*



China

Zhao-Xiang Bian, *Hong Kong*
 San-Jun Cai, *Shanghai*
 Guang-Wen Cao, *Shanghai*
 Long Chen, *Nanjing*
 Ru-Fu Chen, *Guangzhou*
 George G Chen, *Hong Kong*

Li-Bo Chen, *Wuhan*
 Jia-Xu Chen, *Beijing*
 Hong-Song Chen, *Beijing*
 Lin Chen, *Beijing*
 Yang-Chao Chen, *Hong Kong*
 Zhen Chen, *Shanghai*
 Ying-Sheng Cheng, *Shanghai*
 Kent-Man Chu, *Hong Kong*
 Zhi-Jun Dai, *Xi'an*
 Jing-Yu Deng, *Tianjin*
 Yi-Qi Du, *Shanghai*
 Zhi Du, *Tianjin*
 Hani El-Nezami, *Hong Kong*
 Bao-Ying Fei, *Hangzhou*
 Chang-Ming Gao, *Nanjing*
 Jian-Ping Gong, *Chongqing*
 Zuo-Jiong Gong, *Wuhan*
 Jing-Shan Gong, *Shenzhen*
 Guo-Li Gu, *Beijing*
 Yong-Song Guan, *Chengdu*
 Mao-Lin Guo, *Luoyang*
 Jun-Ming Guo, *Ningbo*
 Yan-Mei Guo, *Shanghai*
 Xiao-Zhong Guo, *Shenyang*
 Guo-Hong Han, *Xi'an*
 Ming-Liang He, *Hong Kong*
 Peng Hou, *Xi'an*
 Zhao-Hui Huang, *Wuxi*
 Feng Ji, *Hangzhou*
 Simon Law, *Hong Kong*
 Yan-Chang Lei, *Hangzhou*
 Yu-Yuan Li, *Guangzhou*
 Meng-Sen Li, *Haikou*
 Shu-De Li, *Shanghai*
 Zong-Fang Li, *Xi'an*
 Qing-Quan Li, *Shanghai*
 Kang Li, *Lasa*
 Han Liang, *Tianjin*
 Xing'e Liu, *Hangzhou*
 Zheng-Wen Liu, *Xi'an*
 Xiao-Fang Liu, *Yantai*
 Bin Liu, *Tianjin*
 Quan-Da Liu, *Beijing*
 Hai-Feng Liu, *Beijing*
 Fei Liu, *Shanghai*
 Ai-Guo Lu, *Shanghai*
 He-Sheng Luo, *Wuhan*
 Xiao-Peng Ma, *Shanghai*
 Yong Meng, *Shantou*
 Ke-Jun Nan, *Xi'an*
 Siew Chien Ng, *Hong Kong*
 Simon SM Ng, *Hong Kong*
 Zhao-Shan Niu, *Qingdao*
 Di Qu, *Shanghai*
 Ju-Wei Mu, *Beijing*
 Rui-Hua Shi, *Nanjing*
 Bao-Min Shi, *Shanghai*
 Xiao-Dong Sun, *Hangzhou*
 Si-Yu Sun, *Shenyang*
 Guang-Hong Tan, *Haikou*
 Wen-Fu Tang, *Chengdu*
 Anthony YB Teoh, *Hong Kong*
 Wei-Dong Tong, *Chongqing*
 Eric Tse, *Hong Kong*
 Hong Tu, *Shanghai*

Rong Tu, *Haikou*
 Jian-She Wang, *Shanghai*
 Kai Wang, *Jinan*
 Xiao-Ping Wang, *Xianyang*
 Xiu-Yan Wang, *Shanghai*
 Dao-Rong Wang, *Yangzhou*
 De-Sheng Wang, *Xi'an*
 Chun-You Wang, *Wuhan*
 Ge Wang, *Chongqing*
 Xi-Shan Wang, *Harbin*
 Wei-hong Wang, *Beijing*
 Zhen-Ning Wang, *Shenyang*
 Wai Man Raymond Wong, *Hong Kong*
 Chun-Ming Wong, *Hong Kong*
 Jian Wu, *Shanghai*
 Sheng-Li Wu, *Xi'an*
 Wu-Jun Wu, *Xi'an*
 Qing Xia, *Chengdu*
 Yan Xin, *Shenyang*
 Dong-Ping Xu, *Beijing*
 Jian-Min Xu, *Shanghai*
 Wei Xu, *Changchun*
 Ming Yan, *Jinan*
 Xin-Min Yan, *Kunming*
 Yi-Qun Yan, *Shanghai*
 Feng Yang, *Shanghai*
 Yong-Ping Yang, *Beijing*
 He-Rui Yao, *Guangzhou*
 Thomas Yau, *Hong Kong*
 Winnie Yeo, *Hong Kong*
 Jing You, *Kunming*
 Jian-Qing Yu, *Wuhan*
 Ying-Yan Yu, *Shanghai*
 Wei-Zheng Yang, *Chengdu*
 Zong-Ming Zhang, *Beijing*
 Dian-Liang Zhang, *Qingdao*
 Ya-Ping Zhang, *Shijiazhuang*
 You-Cheng Zhang, *Lanzhou*
 Jian-Zhong Zhang, *Beijing*
 Ji-Yuan Zhang, *Beijing*
 Hai-Tao Zhao, *Beijing*
 Jian Zhao, *Shanghai*
 Jian-Hong Zhong, *Nanning*
 Ying-Qiang Zhong, *Guangzhou*
 Ping-Hong Zhou, *Shanghai*
 Yan-Ming Zhou, *Xiamen*
 Tong Zhou, *Nanchong*
 Li-Ming Zhou, *Chengdu*
 Guo-Xiong Zhou, *Nantong*
 Feng-Shang Zhu, *Shanghai*
 Jiang-Fan Zhu, *Shanghai*
 Zhao-Hui Zhu, *Beijing*



Croatia

Tajana Filipec Kanizaj, *Zagreb*
 Mario Tadic, *Zagreb*



Cuba

Damian Casadesus, *Havana*



Czech

Jan Bures, *Hradec Kralove*
 Marcela Kopacova, *Hradec Kralove*

Otto Kucera, *Hradec Kralove*
 Marek Minarik, *Prague*
 Pavel Soucek, *Prague*
 Miroslav Zavoral, *Prague*



Denmark

Vibeke Andersen, *Odense*
 E Michael Danielsen, *Copenhagen*



Egypt

Mohamed MM Abdel-Latif, *Assiut*
 Hussein Atta, *Cairo*
 Ashraf Elbahrawy, *Cairo*
 Mortada Hassan El-Shabrawi, *Cairo*
 Mona El Said El-Raziky, *Cairo*
 Elrashdy M Redwan, *New Borg Alrab*
 Zeinab Nabil Ahmed Said, *Cairo*
 Ragaa HM Salama, *Assiut*
 Maha Maher Shehata, *Mansoura*



Estonia

Margus Lember, *Tartu*
 Tamara Vorobjova, *Tartu*



Finland

Marko Kalliomäki, *Turku*
 Thomas Kietzmann, *Oulu*
 Kaija-Leena Kolho, *Helsinki*
 Eija Korkeila, *Turku*
 Heikki Makisalo, *Helsinki*
 Tanja Pessi, *Tampere*



France

Armando Abergel Clermont, *Ferrand*
 Elie K Chouillard, *Polssy*
 Pierre Cordelier, *Toulouse*
 Pascal P Crenn, *Garches*
 Catherine Daniel, *Lille*
 Fanny Daniel, *Paris*
 Cedric Dray, *Toulouse*
 Benoit Foligne, *Lille*
 Jean-Noel Freund, *Strasbourg*
 Hervé Guillou, *Toulouse*
 Nathalie Janel, *Paris*
 Majid Khatib, *Bordeaux*
 Jacques Marescaux, *Strasbourg*
 Jean-Claude Marie, *Paris*
 Driffa Moussata, *Pierre Benite*
 Hang Nguyen, *Clermont-Ferrand*
 Hugo Perazzo, *Paris*
 Alain L Servin, *Chatenay-Malabry*
 Chang Xian Zhang, *Lyon*



Germany

Stavros A Antoniou, *Monchengladbach*
 Erwin Biecker, *Siegburg*
 Hubert E Blum, *Freiburg*

Thomas Bock, *Berlin*
 Katja Breitkopf-Heinlein, *Mannheim*
 Elke Cario, *Essen*
 Güralp Onur Ceyhan, *Munich*
 Angel Cid-Arregui, *Heidelberg*
 Michael Clemens Roggendorf, *München*
 Christoph F Dietrich, *Bad Mergentheim*
 Valentin Fuhrmann, *Hamburg*
 Nikolaus Gassler, *Aachen*
 Andreas Geier, *Wuerzburg*
 Markus Gerhard, *Munich*
 Anton Gillissen, *Muenster*
 Thorsten Oliver Goetze, *Offenbach*
 Daniel Nils Gotthardt, *Heidelberg*
 Robert Grützmann, *Dresden*
 Thilo Hackert, *Heidelberg*
 Claus Hellerbrand, *Regensburg*
 Harald Peter Hoensch, *Darmstadt*
 Jens Hoeppner, *Freiburg*
 Richard Hummel, *Muenster*
 Jakob Robert Izbicki, *Hamburg*
 Gernot Maximilian Kaiser, *Essen*
 Matthias Kapischke, *Hamburg*
 Michael Keese, *Frankfurt*
 Andrej Khandoga, *Munich*
 Jorg Kleeff, *Munich*
 Alfred Koenigsrainer, *Tuebingen*
 Peter Christopher Konturek, *Saalfeld*
 Michael Linnebacher, *Rostock*
 Stefan Maier, *Kaufbeuren*
 Oliver Mann, *Hamburg*
 Marc E Martignoni, *Munic*
 Thomas Minor, *Bonn*
 Oliver Moeschler, *Osnabrueck*
 Jonas Mudter, *Eutin*
 Sebastian Mueller, *Heidelberg*
 Matthias Ocker, *Berlin*
 Andreas Ommer, *Essen*
 Albrecht Piiper, *Frankfurt*
 Esther Raskopf, *Bonn*
 Christoph Reichel, *Bad Brückenau*
 Elke Roeb, *Giessen*
 Udo Rolle, *Frankfurt*
 Karl-Herbert Schafer, *Zweibrücken*
 Peter Schemmer, *Heidelberg*
 Andreas G Schreyer, *Regensburg*
 Manuel A Silva, *Penzberg*
 Georgios C Sotiropoulos, *Essen*
 Ulrike S Stein, *Berlin*
 Dirk Uhlmann, *Leipzig*
 Michael Weiss, *Halle*
 Hong-Lei Weng, *Mannheim*
 Karsten Wursthorn, *Hamburg*



Greece

Alexandra Alexopoulou, *Athens*
 Nikolaos Antonakopoulos, *Athens*
 Stelios F Assimakopoulos, *Patras*
 Grigoris Chatzimavroudis, *Thessaloniki*
 Evangelos Cholongitas, *Thessaloniki*
 Gregory Christodoulidis, *Larisa*
 George N Dalekos, *Larisa*
 Urania Georgopoulou, *Athens*
 Eleni Gigi, *Thessaloniki*

Stavros Gourgiotis, *Athens*
 Leontios J Hadjileontiadis, *Thessaloniki*
 Thomas Hyphantis, *Ioannina*
 Ioannis Kanellos, *Thessaloniki*
 Stylianos Karatapanis, *Rhodes*
 Michael Koutsilieris, *Athens*
 Spiros D Ladas, *Athens*
 Theodoros K Liakakos, *Athens*
 Emanuel K Manesis, *Athens*
 Spiliot Manolakopoulos, *Athens*
 Gerassimos John Mantzaris, *Athens*
 Athanasios D Marinis, *Piraeus*
 Nikolaos Ioannis Nikiteas, *Athens*
 Konstantinos X Papamichael, *Athens*
 George Sgourakis, *Athens*
 Konstantinos C Thomopoulos, *Patras*
 Konstantinos Triantafyllou, *Athens*
 Christos Triantos, *Patras*
 Georgios Zacharakis, *Athens*
 Petros Zazos, *Alexandroupolis*
 Demosthenes E Ziogas, *Ioannina*



Guatemala

Carlos Maria Parellada, *Guatemala*



Hungary

Mihaly Boros, *Szeged*
 Tamás Decsi, *Pécs*
 Gyula Farkas, *Szeged*
 Andrea Furka, *Debrecen*
 Y vette Mandi, *Szeged*
 Peter L Lakatos, *Budapest*
 Pal Miheller, *Budapest*
 Tamás Molnar, *Szeged*
 Attila Olah, *Gyor*
 Maria Papp, *Debrecen*
 Ferenc Sipos, *Budapest*
 Miklós Tanyi, *Debrecen*
 Tibor Wittmann, *Szeged*



Iceland

Tryggvi Bjorn Stefánsson, *Reykjavík*



India

Brij B Agarwal, *New Delhi*
 Deepak N Amarapurkar, *Mumbai*
 Shams ul Bari, *Srinagar*
 Sriparna Basu, *Varanasi*
 Runu Chakravarty, *Kolkata*
 Devendra C Desai, *Mumbai*
 Nutan D Desai, *Mumbai*
 Suneela Sunil Dhaneshwar, *Pune*
 Radha K Dhiman, *Chandigarh*
 Pankaj Garg, *Mohali*
 Uday C Ghoshal, *Lucknow*
 Kalpesh Jani, *Vadodara*
 Premashis Kar, *New Delhi*
 Jyotdeep Kaur, *Chandigarh*
 Rakesh Kochhar, *Chandigarh*
 Pradyumna K Mishra, *Mumbai*

Asish K Mukhopadhyay, *Kolkata*
 Imtiyaz Murtaza, *Srinagar*
 P Nagarajan, *New Delhi*
 Samiran Nundy, *Delhi*
 Gopal Pande, *Hyderabad*
 Benjamin Perakath, *Vellore*
 Arun Prasad, *New Delhi*
 D Nageshwar Reddy, *Hyderabad*
 Lekha Saha, *Chandigarh*
 Sundeep Singh Saluja, *New Delhi*
 Mahesh Prakash Sharma, *New Delhi*
 Sadiq Saleem Sikora, *Bangalore*
 Sarman Singh, *New Delhi*
 Rajeev Sinha, *Jhansi*
 Rupjyoti Talukdar, *Hyderabad*
 Rakesh Kumar Tandon, *New Delhi*
 Narayanan Thirumoothy, *Coimbatore*



Indonesia

David Handoyo Muljono, *Jakarta*
 Andi Utama, *Jakarta*



Iran

Arezo Aghakhani, *Tehran*
 Seyed Mohsen Dehghani, *Shiraz*
 Ahad Eshraghian, *Shiraz*
 Hossein Khedmat, *Tehran*
 Sadegh Massarrat, *Tehran*
 Marjan Mohammadi, *Tehran*
 Roja Rahimi, *Tehran*
 Farzaneh Sabahi, *Tehran*
 Majid Sadeghizadeh, *Tehran*
 Farideh Siavoshi, *Tehran*



Ireland

Gary Alan Bass, *Dublin*
 David J Brayden, *Dublin*
 Ronan A Cahill, *Dublin*
 Glen A Doherty, *Dublin*
 Liam J Fanning, *Cork*
 Barry Philip McMahon, *Dublin*
 RossMcManus, *Dublin*
 Dervla O'Malley, *Cork*
 Sinead M Smith, *Dublin*



Israel

Dan Carter, *Ramat Gan*
 Jorge-Shmuel Delgado, *Metar*
 Eli Magen, *Ashdod*
 Nitsan Maharshak, *Tel Aviv*
 Shaul Mordechai, *Beer Sheva*
 Menachem Moshkowitz, *Tel Aviv*
 William Bahij Nseir, *Nazareth*
 Shimon Reif, *Jerusalem*
 Ram Reifen, *Rehovot*
 Ariella Bar-Gil Shitrit, *Jerusalem*
 Noam Shussman, *Jerusalem*
 Igor Sukhotnik, *Haifa*
 Nir Wasserberg, *Petach Tikva*
 Jacob Yahav, *Rehovot*

Doron Levi Zamir, *Gedera*
 Shira Zelber-Sagi, *Haifa*
 Romy Zemel, *Petach-Tikva*



Italy

Ludovico Abenavoli, *Catanzaro*
 Luigi Elio Adinolfi, *Naples*
 Carlo Virginio Agostoni, *Milan*
 Anna Alisi, *Rome*
 Piero Luigi Almasio, *Palermo*
 Donato Francesco Altomare, *Bari*
 Amedeo Amedei, *Florence*
 Pietro Andreone, *Bologna*
 Imerio Angriman, *Padova*
 Vito Annese, *Florence*
 Paolo Aurello, *Rome*
 Salvatore Auricchio, *Naples*
 Gian Luca Baiocchi, *Brescia*
 Gianpaolo Balzano, *Milan*
 Antonio Basoli, *Rome*
 Gabrio Bassotti, *San Sisto*
 Mauro Bernardi, *Bologna*
 Alberto Biondi, *Rome*
 Ennio Biscaldi, *Genova*
 Massimo Bolognesi, *Padua*
 Luigi Bonavina, *Milano*
 Aldo Bove, *Chieti*
 Raffaele Bruno, *Pavia*
 Luigi Bruscianno, *Napoli*
 Giuseppe Cabibbo, *Palermo*
 Carlo Calabrese, *Bologna*
 Daniele Calistri, *Meldola*
 Vincenza Calvaruso, *Palermo*
 Lorenzo Camellini, *Reggio Emilia*
 Marco Candela, *Bologna*
 Raffaele Capasso, *Naples*
 Lucia Carulli, *Modena*
 Renato David Caviglia, *Rome*
 Luigina Cellini, *Chieti*
 Giuseppe Chiarioni, *Verona*
 Claudio Chiesa, *Rome*
 Michele Cicala, *Roma*
 Rachele Ciccocioppo, *Pavia*
 Sandro Contini, *Parma*
 Gaetano Corso, *Foggia*
 Renato Costi, *Parma*
 Alessandro Cucchetti, *Bologna*
 Rosario Cuomo, *Napoli*
 Giuseppe Currò, *Messina*
 Paola De Nardi, *Milano*
 Giovanni D De Palma, *Naples*
 Raffaele De Palma, *Napoli*
 Giuseppina De Petro, *Brescia*
 Valli De Re, *Aviano*
 Paolo De Simone, *Pisa*
 Giuliana Decorti, *Trieste*
 Emanuele Miraglia del Giudice, *Napoli*
 Isidoro Di Carlo, *Catania*
 Matteo Nicola Dario Di Minno, *Naples*
 Massimo Donadelli, *Verona*
 Mirko D'Onofrio, *Verona*
 Maria Pina Dore, *Sassari*
 Luca Elli, *Milano*
 Massimiliano Fabozzi, *Aosta*
 Massimo Falconi, *Ancona*

Ezio Falletto, *Turin*
 Silvia Fargion, *Milan*
 Matteo Fassan, *Verona*
 Gianfranco Delle Fave, *Roma*
 Alessandro Federico, *Naples*
 Francesco Feo, *Sassari*
 Davide Festi, *Bologna*
 Natale Figura, *Siena*
 Vincenzo Formica, *Rome*
 Mirella Fraquelli, *Milan*
 Marzio Frazzoni, *Modena*
 Walter Fries, *Messina*
 Gennaro Galizia, *Naples*
 Andrea Galli, *Florence*
 Matteo Garcovich, *Rome*
 Eugenio Gaudio, *Rome*
 Paola Ghiorzo, *Genoa*
 Edoardo G Giannini, *Genova*
 Luca Gianotti, *Monza*
 Maria Cecilia Giron, *Padova*
 Alberto Grassi, *Rimini*
 Gabriele Grassi, *Trieste*
 Francesco Greco, *Bergamo*
 Luigi Greco, *Naples*
 Antonio Grieco, *Rome*
 Fabio Grizzi, *Rozzano*
 Laurino Grossi, *Pescara*
 Simone Guglielmetti, *Milan*
 Tiberiu Hershcovici, *Jerusalem*
 Calogero Iacono, *Verona*
 Enzo Ierardi, *Bari*
 Amedeo Indriolo, *Bergamo*
 Raffaele Iorio, *Naples*
 Paola Iovino, *Salerno*
 Angelo A Izzo, *Naples*
 Loretta Kondili, *Rome*
 Filippo La Torre, *Rome*
 Giuseppe La Torre, *Rome*
 Giovanni Latella, *L'Aquila*
 Salvatore Leonardi, *Catania*
 Massimo Libra, *Catania*
 Anna Licata, *Palermo*
 Carmela Loguercio, *Naples*
 Amedeo Lonardo, *Modena*
 Carmelo Luigiano, *Catania*
 Francesco Luzzo, *Catanzaro*
 Giovanni Maconi, *Milano*
 Antonio Macrì, *Messina*
 Mariano Malaguarnera, *Catania*
 Francesco Manguso, *Napoli*
 Tommaso Maria Manzia, *Rome*
 Daniele Marrelli, *Siena*
 Gabriele Masselli, *Rome*
 Sara Massironi, *Milan*
 Giuseppe Mazzarella, *Avellino*
 Michele Milella, *Rome*
 Giovanni Milito, *Rome*
 Antonella d'Arminio Monforte, *Milan*
 Fabrizio Montecucco, *Genoa*
 Giovanni Monteleone, *Rome*
 Mario Morino, *Torino*
 Vincenzo La Mura, *Milan*
 Gerardo Nardone, *Naples*
 Riccardo Nascimbeni, *Brescia*
 Gabriella Nesi, *Florence*
 Giuseppe Nigri, *Rome*

Erica Novo, *Turin*
 Veronica Ojetti, *Rome*
 Michele Orditura, *Naples*
 Fabio Pace, *Seriate*
 Lucia Pacifico, *Rome*
 Omero Alessandro Paoluzi, *Rome*
 Valerio Pazienza, *San Giovanni Rotondo*
 Rinaldo Pellicano, *Turin*
 Adriano M Pellicelli, *Rome*
 Nadia Peparini, *Ciampino*
 Mario Pescatori, *Rome*
 Antonio Picardi, *Rome*
 Alberto Pilotto, *Padova*
 Alberto Piperno, *Monza*
 Anna Chiara Piscaglia, *Rome*
 Maurizio Pompili, *Rome*
 Francesca Romana Ponziani, *Rome*
 Cosimo Prantero, *Rome*
 Girolamo Ranieri, *Bari*
 Carlo Ratto, *Tome*
 Barbara Renga, *Perugia*
 Alessandro Repici, *Rozzano*
 Maria Elena Riccioni, *Rome*
 Lucia Ricci-Vitiani, *Rome*
 Luciana Rigoli, *Messina*
 Mario Rizzetto, *Torino*
 Ballarin Roberto, *Modena*
 Roberto G Romanelli, *Florence*
 Claudio Romano, *Messina*
 Luca Roncucci, *Modena*
 Cesare Ruffolo, *Treviso*
 Lucia Sacchetti, *Napoli*
 Rodolfo Sacco, *Pisa*
 Lapo Sali, *Florence*
 Romina Salpini, *Rome*
 Giulio Aniello, *Santoro Treviso*
 Armando Santoro, *Rozzano*
 Edoardo Savarino, *Padua*
 Marco Senzolo, *Padua*
 Annalucia Serafino, *Rome*
 Giuseppe S Sica, *Rome*
 Pierpaolo Sileri, *Rome*
 Cosimo Sperti, *Padua*
 Vincenzo Stanghellini, *Bologna*
 Cristina Stasi, *Florence*
 Gabriele Stocco, *Trieste*
 Roberto Tarquini, *Florence*
 Mario Testini, *Bari*
 Guido Torzilli, *Milan*
 Guido Alberto Massimo, *Tiberio Brescia*
 Giuseppe Toffoli, *Aviano*
 Alberto Tommasini, *Trieste*
 Francesco Tonelli, *Florence*
 Cesare Tosetti Porretta, *Terme*
 Lucio Trevisani, *Cona*
 Guglielmo M Trovato, *Catania*
 Mariapia Vairetti, *Pavia*
 Luca Vittorio Valenti, *Milano*
 Mariateresa T Ventura, *Bari*
 Giuseppe Verlato, *Verona*
 Marco Vivarelli, *Ancona*
 Giovanni Li Volti, *Catania*
 Giuseppe Zanotti, *Padua*
 Vincenzo Zara, *Lecce*
 Gianguglielmo Zehender, *Milan*
 Anna Linda Zignego, *Florence*
 Rocco Antonio Zoccali, *Messina*

Angelo Zullo, *Rome*



Japan

Yasushi Adachi, *Sapporo*
 Takafumi Ando, *Nagoya*
 Masahiro Arai, *Tokyo*
 Makoto Arai, *Chiba*
 Takaaki Arigami, *Kagoshima*
 Itaru Endo, *Yokohama*
 Munechika Enjoji, *Fukuoka*
 Shunji Fujimori, *Tokyo*
 Yasuhiro Fujino, *Akashi*
 Toshiyoshi Fujiwara, *Okayama*
 Yosuke Fukunaga, *Tokyo*
 Toshio Fukusato, *Tokyo*
 Takahisa Furuta, *Hamamatsu*
 Osamu Handa, *Kyoto*
 Naoki Hashimoto, *Osaka*
 Yoichi Hiasa, *Toon*
 Masatsugu Hiraki, *Saga*
 Satoshi Hirano, *Sapporo*
 Keiji Hirata, *Fukuoka*
 Toru Hiyama, *Higashihiroshima*
 Akira Hokama, *Nishihara*
 Shu Hoteya, *Tokyo*
 Masao Ichinose, *Wakayama*
 Tatsuya Ide, *Kurume*
 Masahiro Iizuka, *Akita*
 Toshiro Iizuka, *Tokyo*
 Kenichi Ikejima, *Tokyo*
 Tetsuya Ikemoto, *Tokushima*
 Hiroyuki Imaeda, *Saitama*
 Atsushi Imagawa, *Kan-onji*
 Hiroo Imazu, *Tokyo*
 Shuji Isaji, *Tsu*
 Toru Ishikawa, *Niigata*
 Toshiyuki Ishiwata, *Tokyo*
 Soichi Itaba, *Kitakyushu*
 Yoshiaki Iwasaki, *Okayama*
 Tatehiro Kagawa, *Isehara*
 Satoru Kakizaki, *Maebashi*
 Naomi Kakushima, *Shizuoka*
 Terumi Kamisawa, *Tokyo*
 Akihide Kamiya, *Isehara*
 Osamu Kanauchi, *Tokyo*
 Tatsuo Kanda, *Chiba*
 Shin Kariya, *Okayama*
 Shigeyuki Kawa, *Matsumoto*
 Takumi Kawaguchi, *Kurume*
 Takashi Kawai, *Tokyo*
 Soo Ryang Kim, *Kobe*
 Shinsuke Kiriya, *Gunma*
 Tsuneo Kitamura, *Urayasu*
 Masayuki Kitano, *Osakasayama*
 Hirotoshi Kobayashi, *Tokyo*
 Hironori Koga, *Kurume*
 Takashi Kojima, *Sapporo*
 Satoshi Kokura, *Kyoto*
 Shuhei Komatsu, *Kyoto*
 Tadashi Kondo, *Tokyo*
 Yasuteru Kondo, *Sendai*
 Yasuhiro Kuramitsu, *Yamaguchi*
 Yukinori Kurokawa, *Osaka*
 Shin Maeda, *Yokohama*
 Koutarou Maeda, *Toyoake*

Hitoshi Maruyama, *Chiba*
 Atsushi Masamune, *Sendai*
 Hiroyuki Matsubayashi, *Suntogun*
 Akihisa Matsuda, *Inzai*
 Hirofumi Matsui, *Tsukuba*
 Akira Matsumori, *Kyoto*
 Yoichi Matsuo, *Nagoya*
 Y Matsuzaki, *Ami*
 Toshihiro Mitaka, *Sapporo*
 Kouichi Miura, *Akita*
 Shinichi Miyagawa, *Matumoto*
 Eiji Miyoshi, *Suita*
 Toru Mizuguchi, *Sapporo*
 Nobumasa Mizuno, *Nagoya*
 Zenichi Morise, *Nagoya*
 Tomohiko Moriyama, *Fukuoka*
 Kunihiko Murase, *Tusima*
 Michihiro Mutoh, *Tsukiji*
 Akihito Nagahara, *Tokyo*
 Hikaru Nagahara, *Tokyo*
 Hidenari Nagai, *Tokyo*
 Koichi Nagata, *Shimotsuke-shi*
 Masaki Nagaya, *Kawasaki*
 Hisato Nakajima, *Nishi-Shinbashi*
 Toshifusa Nakajima, *Tokyo*
 Hiroshi Nakano, *Kawasaki*
 Hiroshi Nakase, *Kyoto*
 Toshiyuki Nakayama, *Nagasaki*
 Takahiro Nakazawa, *Nagoya*
 Shoji Natsugoe, *Kagoshima City*
 Tsutomu Nishida, *Suita*
 Shuji Nomoto, *Naogya*
 Sachiyo Nomura, *Tokyo*
 Takeshi Ogura, *Takatsukishi*
 Nobuhiro Ohkohchi, *Tsukuba*
 Toshifumi Ohkusa, *Kashiwa*
 Hirohide Ohnishi, *Akita*
 Teruo Okano, *Tokyo*
 Satoshi Osawa, *Hamamatsu*
 Motoyuki Otsuka, *Tokyo*
 Michitaka Ozaki, *Sapporo*
 Satoru Saito, *Yokohama*
 Naoaki Sakata, *Sendai*
 Ken Sato, *Maebashi*
 Toshiro Sato, *Tokyo*
 Tomoyuki Shibata, *Toyoake*
 Tomohiko Shimatani, *Kure*
 Yukihiro Shimizu, *Nanto*
 Tadashi Shimoyama, *Hirosaki*
 Masayuki Sho, *Nara*
 Ikuo Shoji, *Kobe*
 Atsushi Sofuni, *Tokyo*
 Takeshi Suda, *Niigata*
 M Sugimoto, *Hamamatsu*
 Ken Sugimoto, *Hamamatsu*
 Haruhiko Sugimura, *Hamamatsu*
 Shoichiro Sumi, *Kyoto*
 Hidekazu Suzuki, *Tokyo*
 Masahiro Tajika, *Nagoya*
 Hitoshi Takagi, *Takasaki*
 Toru Takahashi, *Niigata*
 Yoshihisa Takahashi, *Tokyo*
 Shinsuke Takeno, *Fukuoka*
 Akihiro Tamori, *Osaka*
 Kyosuke Tanaka, *Tsu*
 Shinji Tanaka, *Hiroshima*

Atsushi Tanaka, *Tokyo*
 Yasuhito Tanaka, *Nagoya*
 Shinji Tanaka, *Tokyo*
 Minoru Tomizawa, *Yotsukaido City*
 Kyoko Tsukiyama-Kohara, *Kagoshima*
 Takuya Watanabe, *Niigata*
 Kazuhiro Watanabe, *Sendai*
 Satoshi Yamagiwa, *Niigata*
 Takayuki Yamamoto, *Yokkaichi*
 Hiroshi Yamamoto, *Otsu*
 Kosho Yamanouchi, *Nagasaki*
 Ichiro Yasuda, *Gifu*
 Yutaka Yata, *Maebashi-city*
 Shin-ichi Yokota, *Sapporo*
 Norimasa Yoshida, *Kyoto*
 Hiroshi Yoshida, *Tama-City*
 Hitoshi Yoshiji, *Kashihara*
 Kazuhiko Yoshimatsu, *Tokyo*
 Kentaro Yoshioka, *Toyoake*
 Nobuhiro Zaima, *Nara*



Jordan

Khaled Ali Jadallah, *Irbid*



Kuwait

Islam Khan, *Kuwait*



Lebanon

Bassam N Abboud, *Beirut*
 Kassem A Barada, *Beirut*
 Marwan Ghosn, *Beirut*
 Iyad A Issa, *Beirut*
 Fadi H Mourad, *Beirut*
 AIA Sharara, *Beirut*
 Rita Slim, *Beirut*



Lithuania

Antanas Mickevicius, *Kaunas*



Malaysia

Huck Joo Tan, *Petaling Jaya*



Mexico

Richard A Awad, *Mexico City*
 Carlos R Camara-Lemarroy, *Monterrey*
 Norberto C Chavez-Tapia, *Mexico City*
 Wolfgang Gaertner, *Mexico City*
 Diego Garcia-Compean, *Monterrey*
 Arturo Panduro, *Guadalajara*
 OT Teramoto-Matsubara, *Mexico City*
 Felix Tellez-Avila, *Mexico City*
 Omar Vergara-Fernandez, *Mexico City*
 Saúl Villa-Trevino, *Cuidad de México*



Morocco

Samir Ahboucha, *Khouribga*



Netherlands

Robert J de Knegt, *Rotterdam*
 Tom Johannes Gerardus Gevers, *Nijmegen*
 Menno Hoekstra, *Leiden*
 BW Marcel Spanier, *Arnhem*
 Karel van Erpecum, *Utrecht*



New Zealand

Leo K Cheng, *Auckland*
 Andrew Stewart Day, *Christchurch*
 Jonathan Barnes Koea, *Auckland*
 Max Petrov, *Auckland*



Nigeria

Olufunmilayo Adenike Lesi, *Lagos*
 Jesse Abiodun Otegbayo, *Ibadan*
 Stella Ifeanyi Smith, *Lagos*



Norway

Trond Berg, *Oslo*
 Trond Arnulf Buanes, *Krokkleiva*
 Thomas de Lange, *Rud*
 Magdy El-Salhy, *Stord*
 Rasmus Goll, *Tromso*
 Dag Arne Lihaug Hoff, *Aalesund*



Pakistan

Zaigham Abbas, *Karachi*
 Usman A Ashfaq, *Faisalabad*
 Muhammad Adnan Bawany, *Hyderabad*
 Muhammad Idrees, *Lahore*
 Saeed Sadiq Hamid, *Karachi*
 Yasir Waheed, *Islamabad*



Poland

Thomas Brzozowski, *Cracow*
 Magdalena Chmiela, *Lodz*
 Krzysztof Jonderko, *Sosnowiec*
 Anna Kasicka-Jonderko, *Sosnowiec*
 Michal Kukla, *Katowice*
 Tomasz Hubert Mach, *Krakow*
 Agata Mulak, *Wroclaw*
 Danuta Owczarek, *Kraków*
 Piotr Socha, *Warsaw*
 Piotr Stalke, *Gdansk*
 Julian Teodor Swierczynski, *Gdansk*
 Anna M Zawilak-Pawlik, *Wroclaw*



Portugal

Marie Isabelle Cremers, *Setubal*
 Ceu Figueiredo, *Porto*
 Ana Isabel Lopes, *Lisbon*
 M Paula Macedo, *Lisboa*
 Ricardo Marcos, *Porto*
 Rui T Marinho, *Lisboa*
 Guida Portela-Gomes, *Estoril*

Filipa F Vale, *Lisbon*



Puerto Rico

Caroline B Appleyard, *Ponce*



Qatar

Abdulbari Bener, *Doha*



Romania

Mihai Ciocirlan, *Bucharest*

Dan Lucian Dumitrascu, *Cluj-Napoca*

Carmen Fierbinteanu-Braticevici, *Bucharest*

Romeo G Mihaila, *Sibiu*

Lucian Negreanu, *Bucharest*

Adrian Saftoiu, *Craiova*

Andrada Seicean, *Cluj-Napoca*

Ioan Sporea, *Timisoara*

Letitia Adela Maria Streba, *Craiova*

Anca Trifan, *Iasi*



Russia

Victor Pasechnikov, *Stavropol*

Vasiliy Ivanovich Reshetnyak, *Moscow*

Vitaly Skoropad, *Obninsk*



Saudi Arabia

Abdul-Wahed N Meshikhes, *Dammam*

M Ezzedien Rabie, *Khamis Mushait*



Singapore

Brian KP Goh, *Singapore*

Richie Soong, *Singapore*

Ker-Kan Tan, *Singapore*

Kok-Yang Tan, *Singapore*

Yee-Joo Tan, *Singapore*

Mark Wong, *Singapore*

Hong Ping Xia, *Singapore*



Slovenia

Matjaz Homan, *Ljubljana*

Martina Perse, *Ljubljana*



South Korea

Sang Hoon Ahn, *Seoul*

Seung Hyuk Baik, *Seoul*

Soon Koo Baik, *Wonju*

Soo-Cheon Chae, *Iksan*

Byung-Ho Choe, *Daegu*

Suck Chei Choi, *Iksan*

Hoon Jai Chun, *Seoul*

Yeun-Jun Chung, *Seoul*

Young-Hwa Chung, *Seoul*

Ki-Baik Hahm, *Seongnam*

Sang Young Han, *Busan*

Seok Joo Han, *Seoul*

Seung-Heon Hong, *Iksan*

Jin-Hyeok Hwang, *Seoungnam*

Jeong Won Jang, *Seoul*

Jin-Young Jang, *Seoul*

Dae-Won Jun, *Seoul*

Young Do Jung, *Kwangju*

Gyeong Hoon Kang, *Seoul*

Sung-Bum Kang, *Seoul*

Koo Jeong Kang, *Daegu*

Ki Mun Kang, *Jinju*

Chang Moo Kang, *Seodaemun-gu*

Gwang Ha Kim, *Busan*

Sang Soo Kim, *Goyang-si*

Jin Cheon Kim, *Seoul*

Tae Il Kim, *Seoul*

Jin Hong Kim, *Suwon*

Kyung Mo Kim, *Seoul*

Kyongmin Kim, *Suwon*

Hyung-Ho Kim, *Seongnam*

Seoung Hoon Kim, *Goyang*

Sang Il Kim, *Seoul*

Hyun-Soo Kim, *Wonju*

Jung Mogg Kim, *Seoul*

Dong Yi Kim, *Gwangju*

Kyun-Hwan Kim, *Seoul*

Jong-Han Kim, *Ansan*

Sang Wun Kim, *Seoul*

Ja-Lok Ku, *Seoul*

Kyu Taek Lee, *Seoul*

Hae-Wan Lee, *Chuncheon*

Inchul Lee, *Seoul*

Jung Eun Lee, *Seoul*

Sang Chul Lee, *Daejeon*

Song Woo Lee, *Ansan-si*

Hyuk-Joon Lee, *Seoul*

Seong-Wook Lee, *Yongin*

Kil Yeon Lee, *Seoul*

Jong-Inn Lee, *Seoul*

Kyung A Lee, *Seoul*

Jong-Baeck Lim, *Seoul*

Eun-Yi Moon, *Seoul*

SH Noh, *Seoul*

Seung Woon Paik, *Seoul*

Won Sang Park, *Seoul*

Sung-Joo Park, *Iksan*

Kyung Sik Park, *Daegu*

Se Hoon Park, *Seoul*

Yoonkyung Park, *Gwangju*

Seung-Wan Ryu, *Daegu*

Il Han Song, *Cheonan*

Myeong Jun Song, *Daejeon*

Yun Kyoung Yim, *Daejeon*

Dae-Yeul Yu, *Daejeon*



Spain

Mariam Aguas, *Valencia*

Raul J Andrade, *Málaga*

Antonio Arroyo, *Elche*

Josep M Bordas, *Barcelona*

Lisardo Boscá, *Madrid*

Ricardo Robles Campos, *Murcia*

Jordi Camps, *Reus*

Carlos Cervera, *Barcelona*

Alfonso Clemente, *Granada*

Pilar Codoner-Franch, *Valencia*

Fernando J Corrales, *Pamplona*

Fermin Sánchez de Medina, *Granada*

Alberto Herreros de Tejada, *Majadahonda*

Enrique de-Madaria, *Alicante*

JE Dominguez-Munoz, *Santiago de Compostela*

Vicente Felipo, *Valencia*

CM Fernandez-Rodriguez, *Madrid*

Carmen Frontela-Saseta, *Murcia*

Julio Galvez, *Granada*

Maria Teresa García, *Vigo*

MI Garcia-Fernandez, *Málaga*

Emilio Gonzalez-Reimers, *La Laguna*

Marcel Jimenez, *Bellaterra*

Angel Lanas, *Zaragoza*

Juan Ramón Larrubia, *Guadalajara*

Antonio Lopez-Sanroman, *Madrid*

Vicente Lorenzo-Zuniga, *Badalona*

Alfredo J Lucendo, *Tomelloso*

Vicenta Soledad Martinez-Zorzano, *Vigo*

José Manuel Martin-Villa, *Madrid*

Julio Mayol, *Madrid*

Manuel Morales-Ruiz, *Barcelona*

Alfredo Moreno-Egea, *Murcia*

Albert Pares, *Barcelona*

Maria Pellise, *Barcelona*

José Perea, *Madrid*

Miguel Angel Plaza, *Zaragoza*

María J Pozo, *Cáceres*

Enrique Quintero, *La Laguna*

Jose M Ramia, *Madrid*

Francisco Rodriguez-Frias, *Barcelona*

Silvia Ruiz-Gaspa, *Barcelona*

Xavier Serra-Aracil, *Barcelona*

Vincent Soriano, *Madrid*

Javier Suarez, *Pamplona*

Carlos Taxonera, *Madrid*

M Isabel Torres, *Jaén*

Manuel Vazquez-Carrera, *Barcelona*

Benito Velayos, *Valladolid*

Silvia Vidal, *Barcelona*



Sri Lanka

Arjuna Priyadarsin De Silva, *Colombo*



Sudan

Ishag Adam, *Khartoum*



Sweden

Roland G Andersson, *Lund*

Bergthor Björnsson, *Linköping*

Johan Christopher Bohr, *Örebro*

Mauro D'Amato, *Stockholm*

Thomas Franzen, *Norrköping*

Evangelos Kalaitzakis, *Lund*

Riadh Sadik, *Gothenburg*

Per Anders Sandstrom, *Linköping*

Ervin Toth, *Malmö*

Konstantinos Tsimogiannis, *Vasteras*

Apostolos V Tsolakis, *Uppsala*

**Switzerland**

Gieri Cathomas, *Liestal*
Jean Louis Frossard, *Geneve*
Christian Toso, *Geneva*
Stephan Robert Vavricksa, *Zurich*
Dominique Velin, *Lausanne*

**Thailand**

Thawatchai Akaraviputh, *Bangkok*
P Yoysungnoen Chintana, *Pathumthani*
Veerapol Kukongviriyapan, *Muang*
Vijitra Leardkamolkarn, *Bangkok*
Varut Lohsiriwat, *Bangkok*
Somchai Pinlaor, *Khaon Kaen*
D Wattanasirichaigoon, *Bangkok*

**Trinidad and Tobago**

B Shivananda Nayak, *Mount Hope*

**Tunisia**

Ibtissem Ghedira, *Sousse*
Lilia Zouiten-Mekki, *Tunis*

**Turkey**

Inci Alican, *Istanbul*
Mustafa Altindis, *Sakarya*
Mutay Aslan, *Antalya*
Oktar Asoglu, *Istanbul*
Yasemin Hatice Balaban, *Istanbul*
Metin Basaranoglu, *Ankara*
Yusuf Bayraktar, *Ankara*
Süleyman Bayram, *Adiyaman*
Ahmet Bilici, *Istanbul*
Ahmet Sedat Boyacioglu, *Ankara*
Züleyha Akkan Cetinkaya, *Kocaeli*
Cavit Col, *Bolu*
Yasar Colak, *Istanbul*
Cagatay Erden Daphan, *Kirikkale*
Mehmet Demir, *Hatay*
Ahmet Merih Dobrucali, *Istanbul*
Gülüm Ozlem Elpek, *Antalya*
Ayse Basak Engin, *Ankara*
Eren Ersoy, *Ankara*
Osman Ersoy, *Ankara*
Yusuf Ziya Erzin, *Istanbul*
Mukaddes Esrefoglu, *Istanbul*
Levent Filik, *Ankara*
Ozgur Harmanaci, *Ankara*
Koray Hekimoglu, *Ankara*
Abdurrahman Kadayifci, *Gaziantep*
Cem Kalayci, *Istanbul*
Selin Kapan, *Istanbul*
Huseyin Kayadibi, *Adana*
Sabahattin Kaymakoglu, *Istanbul*
Metin Kement, *Istanbul*
Mevlut Kurt, *Bolu*
Resat Ozaras, *Istanbul*
Elvan Ozbek, *Adapazari*

Cengiz Ozcan, *Mersin*
Hasan Ozen, *Ankara*
Halil Ozguc, *Bursa*
Mehmet Ozturk, *Izmir*
Orhan V Ozkan, *Sakarya*
Semra Paydas, *Adana*
Ozlem Durmaz Suoglu, *Istanbul*
Ilker Tasci, *Ankara*
Müge Tecder-ünal, *Ankara*
Mesut Tez, *Ankara*
Serdar Topaloglu, *Trabzon*
Murat Toruner, *Ankara*
Gokhan Tumgor, *Adana*
Oguz Uskudar, *Adana*
Mehmet Yalniz, *Elazig*
Mehmet Yaman, *Elazig*
Veli Yazisiz, *Antalya*
Yusuf Yilmaz, *Istanbul*
Ozlem Yilmaz, *Izmir*
Oya Yucel, *Istanbul*
Ilhami Yuksel, *Ankara*

**United Kingdom**

Nadeem Ahmad Afzal, *Southampton*
Navneet K Ahluwalia, *Stockport*
Yeng S Ang, *Lancashire*
Ramesh P Arasaradnam, *Coventry*
Ian Leonard Phillip Beales, *Norwich*
John Beynon, *Swansea*
Barbara Braden, *Oxford*
Simon Bramhall, *Birmingham*
Geoffrey Burnstock, *London*
Ian Chau, *Sutton*
Thean Soon Chew, *London*
Helen G Coleman, *Belfast*
Anil Dhawan, *London*
Sunil Dolwani, *Cardiff*
Piers Gatenby, *London*
Anil T George, *London*
Pasquale Giordano, *London*
Paul Henderson, *Edinburgh*
Georgina Louise Hold, *Aberdeen*
Stefan Hubscher, *Birmingham*
Robin D Hughes, *London*
Nusrat Husain, *Manchester*
Matt W Johnson, *Luton*
Konrad Koss, *Macclesfield*
Anastasios Koulaouzis, *Edinburgh*
Simon Lal, *Salford*
John S Leeds, *Aberdeen*
JK K Limdi, *Manchester*
Hongxiang Liu, *Cambridge*
Michael Joseph McGarvey, *London*
Michael Anthony Mendall, *London*
Alexander H Mirnezami, *Southampton*
J Bernadette Moore, *Guildford*
Claudio Nicoletti, *Norwich*
Savvas Papagrigoriadis, *London*
Sylvia LF Pender, *Southampton*
David Mark Pritchard, *Liverpool*
James A Ross, *Edinburgh*
Kamran Rostami, *Worcester*
Xiong Z Ruan, *London*
Frank I Tovey, *London*
Dhiraj Tripathi, *Birmingham*

Vamsi R Velchuru, *Great Yarmouth*
Nicholas T Ventham, *Edinburgh*
Diego Vergani, *London*
Jack Westwood Winter, *Glasgow*
Terence Wong, *London*
Ling Yang, *Oxford*

**United States**

Daniel E Abbott, *Cincinnati*
Ghassan K Abou-Alfa, *New York*
Julian Abrams, *New York*
David William Adelson, *Los Angeles*
Jonathan Steven Alexander, *Shreveport*
Tauseef Ali, *Oklahoma City*
Mohamed R Ali, *Sacramento*
Rajagopal N Aravalli, *Minneapolis*
Hassan Ashktorab, *Washington*
Shashi Bala, *Worcester*
Charles F Barish, *Raleigh*
P Patrick Basu, *New York*
Robert L Bell, *Berkeley Heights*
David Bentrem, *Chicago*
Henry J Binder, *New Haven*
Joshua Bleier, *Philadelphia*
Wojciech Blonski, *Johnson City*
Kenneth Boorum, *Corvallis*
Brian Boulay, *Chicago*
Carla W Brady, *Durham*
Kyle E Brown, *Iowa City*
Adeel A Butt, *Pittsburgh*
Weibiao Cao, *Providence*
Andrea Castillo, *Cheney*
Fernando J Castro, *Weston*
Adam S Cheifetz, *Boston*
Xiaoxin Luke Chen, *Durham*
Ramsey Cheung, *Palo Alto*
Parimal Chowdhury, *Little Rock*
Edward John Ciccio, *New York*
Dahn L Clemens, *Omaha*
Yingzi Cong, *Galveston*
Laura Iris Cosen-Binker, *Boston*
Joseph John Cullen, *Iowa*
Mark J Czaja, *Bronx*
Mariana D Dabeva, *Bronx*
Christopher James Damman, *Seattle*
Isabelle G De Plaen, *Chicago*
Punita Dhawan, *Nashville*
Hui Dong, *La Jolla*
Wael El-Rifai, *Nashville*
Sukru H Emre, *New Haven*
Paul Feuerstadt, *Hamden*
Josef E Fischer, *Boston*
Laurie N Fishman, *Boston*
Joseph Che Forbi, *Atlanta*
Temitope Foster, *Atlanta*
Amy E Foxx-Orenstein, *Scottsdale*
Daniel E Freedberg, *New York*
Shai Friedland, *Palo Alto*
Virgilio George, *Indianapolis*
Ajay Goel, *Dallas*
Oliver Grundmann, *Gainesville*
Stefano Guandalini, *Chicago*
Chakshu Gupta, *St. Joseph*
Grigoriy E Gurvits, *New York*

Xiaonan Han, *Cincinnati*
 Mohamed Hassan, *Jackson*
 Martin Hauer-Jensen, *Little Rock*
 Koichi Hayano, *Boston*
 Yingli Hee, *Atlanta*
 Samuel B Ho, *San Diego*
 Jason Ken Hou, *Houston*
 Lifang Hou, *Chicago*
 K-Qin Hu, *Orange*
 Jamal A Ibdah, *Columbia*
 Robert Thomas Jensen, *Bethesda*
 Huanguang "Charlie" Jia, *Gainesville*
 Rome Jutabha, *Los Angeles*
 Andreas M Kaiser, *Los Angeles*
 Avinash Kambadakone, *Boston*
 David Edward Kaplan, *Philadelphia*
 Randeep Kashyap, *Rochester*
 Rashmi Kaul, *Tulsa*
 Ali Keshavarzian, *Chicago*
 Amir Maqbul Khan, *Marshall*
 Nabeel Hasan Khan, *New Orleans*
 Sahil Khanna, *Rochester*
 Kusum K Kharbanda, *Omaha*
 Hyun Sik Kim, *Pittsburgh*
 Joseph Kim, *Duarte*
 Jae S Kim, *Gainesville*
 Miran Kim, *Providence*
 Timothy R Koch, *Washington*
 Burton I Korelitz, *New York*
 Betsy Kren, *Minneapolis*
 Shiu-Ming Kuo, *Buffalo*
 Michelle Lai, *Boston*
 Andreas Larentzakis, *Boston*
 Edward Wolfgang Lee, *Los Angeles*
 Daniel A Leffler, *Boston*
 Michael Leitman, *New York*
 Suthat Liangpunsakul, *Indianapolis*
 Joseph K Lim, *New Haven*
 Elaine Y Lin, *Bronx*
 Henry C Lin, *Albuquerque*
 Rohit Loomba, *La Jolla*
 James David Luketich, *Pittsburgh*

Li Ma, *Stanford*
 Mohammad F Madhoun, *Oklahoma City*
 Thomas C Mahl, *Buffalo*
 Ashish Malhotra, *Bettendorf*
 Pranoti Mandrekar, *Worcester*
 John Marks, *Wynnewood*
 Wendy M Mars, *Pittsburgh*
 Julien Vahe Matricon, *San Antonio*
 Craig J McClain, *Louisville*
 Tamir Miloh, *Phoenix*
 Ayse Leyla Mindikoglu, *Baltimore*
 Huanbiao Mo, *Denton*
 Klaus Monkemuller, *Birmingham*
 John Morton, *Stanford*
 Adnan Muhammad, *Tampa*
 Michael J Nowicki, *Jackson*
 Patrick I Okolo, *Baltimore*
 Giuseppe Orlando, *Winston Salem*
 Natalia A Osona, *Omaha*
 Virendra N Pandey, *Newark*
 Mansour A Parsi, *Cleveland*
 Michael F Picco, *Jacksonville*
 Daniel S Pratt, *Boston*
 Xiaofa Qin, *Newark*
 Janardan K Reddy, *Chicago*
 Victor E Reyes, *Galveston*
 Jon Marc Rhoads, *Houston*
 Giulia Roda, *New York*
 Jean-Francois Armand Rossignol, *Tampa*
 Paul A Rufo, *Boston*
 Madhusudana Girija Sanal, *New York*
 Miguel Saps, *Chicago*
 Sushil Sarna, *Galveston*
 Ann O Scheimann, *Baltimore*
 Bernd Schnabl, *La Jolla*
 Matthew J Schuchert, *Pittsburgh*
 Ekihiro Seki, *La Jolla*
 Chanjuan Shi, *Nashville*
 David Quan Shih, *Los Angeles*
 Shadab A Siddiqi, *Orlando*
 William B Silverman, *Iowa City*
 Shashideep Singhal, *New York*

Bronislaw L Slomiany, *Newark*
 Steven F Solga, *Bethlehem*
 Byoung-Joon Song, *Bethesda*
 Dario Sorrentino, *Roanoke*
 Scott R Steele, *Fort Lewis*
 Branko Stefanovic, *Tallahassee*
 Arun Swaminath, *New York*
 Kazuaki Takabe, *Richmond*
 Naoki Tanaka, *Bethesda*
 Hans Ludger Tillmann, *Durham*
 George Triadafilopoulos, *Stanford*
 John Richardson Thompson, *Nashville*
 Andrew Ukleja, *Weston*
 Miranda AL van Tilburg, *Chapel Hill*
 Gilberto Vaughan, *Atlanta*
 Vijayakumar Velu, *Atlanta*
 Gebhard Wagener, *New York*
 Kasper Saonun Wang, *Los Angeles*
 Xiangbing Wang, *New Brunswick*
 Daoyan Wei, *Houston*
 Theodore H Welling, *Ann Arbor*
 C Mel Wilcox, *Birmingham*
 Jacqueline Lee Wolf, *Boston*
 Laura Ann Woollett, *Cincinnati*
 Harry Hua-Xiang Xia, *East Hanover*
 Wen Xie, *Pittsburgh*
 Guang Yu Yang, *Chicago*
 Michele T Yip-Schneider, *Indianapolis*
 Sam Zakhari, *Bethesda*
 Kezhong Zhang, *Detroit*
 Huiping Zhou, *Richmond*
 Xiao-Jian Zhou, *Cambridge*
 Richard Zubarik, *Burlington*



Venezuela

Miguel Angel Chiurillo, *Barquisimeto*



Vietnam

Van Bang Nguyen, *Hanoi*



EDITORIAL

- 5645 Direct-acting antiviral agents against hepatitis C virus and lipid metabolism

Kanda T, Moriyama M

REVIEW

- 5650 Liquid biopsy in patients with hepatocellular carcinoma: Circulating tumor cells and cell-free nucleic acids

Okajima W, Komatsu S, Ichikawa D, Miyamae M, Ohashi T, Imamura T, Kiuchi J, Nishibeppu K, Arita T, Konishi H, Shiozaki A, Moriumura R, Ikoma H, Okamoto K, Otsuji E

ORIGINAL ARTICLE

Basic Study

- 5669 Fluctuation of zonulin levels in blood vs stability of antibodies

Vojdani A, Vojdani E, Kharrazian D

- 5680 Effects of albumin/glutaraldehyde glue on healing of colonic anastomosis in rats

Despoudi K, Mantzoros I, Ioannidis O, Cheva A, Antoniou N, Konstantaras D, Symeonidis S, Pramateftakis MG, Kotidis E, Angelopoulos S, Tsalis K

- 5692 Cytoplasmic domain of tissue factor promotes liver fibrosis in mice

Knight V, Lourensz D, Tchongue J, Correia J, Tipping P, Sievert W

- 5700 *Schistosoma japonicum* attenuates dextran sodium sulfate-induced colitis in mice *via* reduction of endoplasmic reticulum stress

Liu Y, Ye Q, Liu YL, Kang J, Chen Y, Dong WG

- 5713 Metabolomic profiling for identification of metabolites and relevant pathways for taurine in hepatic stellate cells

Deng X, Liang XQ, Lu FG, Zhao XF, Fu L, Liang J

- 5722 Protective effects of *Foeniculum vulgare* root bark extract against carbon tetrachloride-induced hepatic fibrosis in mice

Zhang C, Tian X, Zhang K, Li GY, Wang HY, Wang JH

Retrospective Cohort Study

- 5732 Hypothesized summative anal physiology score correlates but poorly predicts incontinence severity

Young CJ, Zahid A, Koh CE, Young JM

- 5739 Minor endoscopic sphincterotomy followed by large balloon dilation for large choledocholith treatment
Xu XD, Chen B, Dai JJ, Qian JQ, Xu CF
- 5746 Diagnostic value of FIB-4, aspartate aminotransferase-to-platelet ratio index and liver stiffness measurement in hepatitis B virus-infected patients with persistently normal alanine aminotransferase
Tan YW, Zhou XB, Ye Y, He C, Ge GH
- Retrospective Study**
- 5755 Accuracy of endoscopic ultrasound-guided tissue acquisition in the evaluation of lymph node enlargement in the absence of an on-site pathologist
Chin YK, Iglesias-Garcia J, de la Iglesia D, Lariño-Noia J, Abdulkader-Nallib I, Lázare H, Rebolledo Olmedo S, Dominguez-Muñoz JE
- 5764 Doublecortin and CaM kinase-like-1 as an independent poor prognostic factor for resected pancreatic carcinoma
Nishio K, Kimura K, Amano R, Nakata B, Yamazoe S, Ohira G, Miura K, Kametani N, Tanaka H, Muguruma K, Hirakawa K, Ohira M
- 5773 Study to determine guidelines for pediatric colonoscopy
Yoshioka S, Takedatsu H, Fukunaga S, Kuwaki K, Yamasaki H, Yamauchi R, Mori A, Kawano H, Yanagi T, Mizuochi T, Ushijima K, Mitsuyama K, Tsuruta O, Torimura T
- 5780 Postoperative changes of manometry after restorative proctocolectomy in Korean ulcerative colitis patients
Oh SH, Yoon YS, Lee JL, Kim CW, Park IJ, Lim SB, Yu CS, Kim JC
- 5787 Threonine and tyrosine kinase may serve as a prognostic biomarker for gallbladder cancer
Xie Y, Lin JZ, Wang AQ, Xu WY, Long JY, Luo YF, Shi J, Liang ZY, Sang XT, Zhao HT
- 5798 Simple instruments facilitating achievement of transanal total mesorectal excision in male patients
Xu C, Song HY, Han SL, Ni SC, Zhang HX, Xing CG
- 5809 Donor-derived infections among Chinese donation after cardiac death liver recipients
Ye QF, Zhou W, Wan QQ

CASE REPORT

- 5817 Rarity among benign gastric tumors: Plexiform fibromyxoma - Report of two cases
Szurian K, Till H, Amerstorfer E, Hinteregger N, Mischinger HJ, Liegl-Atzwanger B, Brcic I
- 5823 Tegafur-uracil-induced rapid development of advanced hepatic fibrosis
Honda S, Sawada K, Hasebe T, Nakajima S, Fujiya M, Okumura T

ABOUT COVER

Editorial board member of *World Journal of Gastroenterology*, Shunji Fujimori, MD, PhD, Associate Professor, Department of Gastroenterology, Graduate School of Medicine, Nippon Medical School, Tokyo 113-8603, Japan

AIMS AND SCOPE

World Journal of Gastroenterology (*World J Gastroenterol*, *WJG*, print ISSN 1007-9327, online ISSN 2219-2840, DOI: 10.3748) is a peer-reviewed open access journal. *WJG* was established on October 1, 1995. It is published weekly on the 7th, 14th, 21st, and 28th each month. The *WJG* Editorial Board consists of 1375 experts in gastroenterology and hepatology from 68 countries.

The primary task of *WJG* is to rapidly publish high-quality original articles, reviews, and commentaries in the fields of gastroenterology, hepatology, gastrointestinal endoscopy, gastrointestinal surgery, hepatobiliary surgery, gastrointestinal oncology, gastrointestinal radiation oncology, gastrointestinal imaging, gastrointestinal interventional therapy, gastrointestinal infectious diseases, gastrointestinal pharmacology, gastrointestinal pathophysiology, gastrointestinal pathology, evidence-based medicine in gastroenterology, pancreatology, gastrointestinal laboratory medicine, gastrointestinal molecular biology, gastrointestinal immunology, gastrointestinal microbiology, gastrointestinal genetics, gastrointestinal translational medicine, gastrointestinal diagnostics, and gastrointestinal therapeutics. *WJG* is dedicated to become an influential and prestigious journal in gastroenterology and hepatology, to promote the development of above disciplines, and to improve the diagnostic and therapeutic skill and expertise of clinicians.

INDEXING/ABSTRACTING

World Journal of Gastroenterology (*WJG*) is now indexed in Current Contents[®]/Clinical Medicine, Science Citation Index Expanded (also known as SciSearch[®]), Journal Citation Reports[®], Index Medicus, MEDLINE, PubMed, PubMed Central and Directory of Open Access Journals. The 2017 edition of Journal Citation Reports[®] cites the 2016 impact factor for *WJG* as 3.365 (5-year impact factor: 3.176), ranking *WJG* as 29th among 79 journals in gastroenterology and hepatology (quartile in category Q2).

FLYLEAF

I-IX Editorial Board

EDITORS FOR THIS ISSUE

Responsible Assistant Editor: Xiang Li
Responsible Electronic Editor: Dan Li
Proofing Editor-in-Chief: Lian-Sheng Ma

Responsible Science Editor: Ze-Mao Gong
Proofing Editorial Office Director: Jin-Lei Wang

NAME OF JOURNAL
World Journal of Gastroenterology

ISSN
ISSN 1007-9327 (print)
ISSN 2219-2840 (online)

LAUNCH DATE
October 1, 1995

FREQUENCY
Weekly

EDITORS-IN-CHIEF
Damian Garcia-Olmo, MD, PhD, Doctor, Professor, Surgeon, Department of Surgery, Universidad Autonoma de Madrid; Department of General Surgery, Fundacion Jimenez Diaz University Hospital, Madrid 28040, Spain

Stephen C Strom, PhD, Professor, Department of Laboratory Medicine, Division of Pathology, Karolinska Institutet, Stockholm 141-86, Sweden

Andrzej S Tarnawski, MD, PhD, DSc (Med), Professor of Medicine, Chief Gastroenterology, VA Long Beach Health Care System, University of California, Irvine, CA, 5901 E. Seventh Str., Long Beach,

CA 90822, United States

EDITORIAL BOARD MEMBERS
All editorial board members resources online at <http://www.wjgnet.com/1007-9327/editorialboard.htm>

EDITORIAL OFFICE
Jin-Lei Wang, Director
Yuan Qi, Vice Director
Ze-Mao Gong, Vice Director
World Journal of Gastroenterology
Baishideng Publishing Group Inc
7901 Stoneridge Drive, Suite 501,
Pleasanton, CA 94588, USA
Telephone: +1-925-2238242
Fax: +1-925-2238243
E-mail: editorialoffice@wjgnet.com
Help Desk: <http://www.f6publishing.com/helpdesk>
<http://www.wjgnet.com>

PUBLISHER
Baishideng Publishing Group Inc
7901 Stoneridge Drive, Suite 501,
Pleasanton, CA 94588, USA
Telephone: +1-925-2238242
Fax: +1-925-2238243
E-mail: bpoffice@wjgnet.com
Help Desk: <http://www.f6publishing.com/helpdesk>

<http://www.wjgnet.com>

PUBLICATION DATE
August 21, 2017

COPYRIGHT
© 2017 Baishideng Publishing Group Inc. Articles published by this Open-Access journal are distributed under the terms of the Creative Commons Attribution Non-commercial License, which permits use, distribution, and reproduction in any medium, provided the original work is properly cited, the use is non commercial and is otherwise in compliance with the license.

SPECIAL STATEMENT
All articles published in journals owned by the Baishideng Publishing Group (BPG) represent the views and opinions of their authors, and not the views, opinions or policies of the BPG, except where otherwise explicitly indicated.

INSTRUCTIONS TO AUTHORS
Full instructions are available online at <http://www.wjgnet.com/bpg/gerinfo/204>

ONLINE SUBMISSION
<http://www.f6publishing.com>

Basic Study

Cytoplasmic domain of tissue factor promotes liver fibrosis in mice

Virginia Knight, Dinushka Lourensz, Jorge Tchongue, Jeanne Correia, Peter Tipping, William Sievert

Virginia Knight, Dinushka Lourensz, Jorge Tchongue, Jeanne Correia, Peter Tipping, William Sievert, Centre for Inflammatory Diseases, Department of Medicine, School of Clinical Sciences, Monash University, Melbourne, Victoria 3168, Australia

Virginia Knight, William Sievert, Gastroenterology and Hepatology Unit, Monash Health, Melbourne, Victoria 3168, Australia

Author contributions: Knight V, Lourensz D, Tchongue J and Correia J acquired and analysed data; Knight V, Sievert W and Tipping P designed the study, interpreted the data and contributed to writing of the article, editing, and reviewing; all authors approved the final version of the article.

Institutional animal care and use committee statement: All procedures involving animals were reviewed and approved by the Monash University Animal Ethics Committee (MMCB 2004/10).

Conflict-of-interest statement: The authors have no conflicts of interest to report.

Data sharing statement: All available data can be obtained by contacting the corresponding author.

Open-Access: This article is an open-access article which was selected by an in-house editor and fully peer-reviewed by external reviewers. It is distributed in accordance with the Creative Commons Attribution Non Commercial (CC BY-NC 4.0) license, which permits others to distribute, remix, adapt, build upon this work non-commercially, and license their derivative works on different terms, provided the original work is properly cited and the use is non-commercial. See: <http://creativecommons.org/licenses/by-nc/4.0/>

Manuscript source: Invited manuscript

Correspondence to: William Sievert, MD, FRACP, Professor, Director, Gastroenterology and Hepatology Unit, Monash Health, 246 Clayton Road, Melbourne, Victoria 3168, Australia. william.sievert@monash.edu
Telephone: +61-95943177
Fax: +61-95946250

Received: January 6, 2017

Peer-review started: January 9, 2017

First decision: March 16, 2017

Revised: May 9, 2017

Accepted: July 4, 2017

Article in press: July 4, 2017

Published online: August 21, 2017

Abstract

AIM

To evaluate the role of tissue factor (TF) and protease activated receptor (PAR)-2 in liver fibrosis.

METHODS

Using CCl₄ administration for eight weeks, we induced hepatic fibrosis in wild-type C57BL/6 mice and in mice with deletion of the cytoplasmic signalling domain of TF (TF^{SCT/SCT}), deletion of PAR-2 (PAR-2^{-/-}) and combined deletion of TF signalling domain and PAR-2 (TF^{SCT/SCT}/PAR-2^{-/-}). Hepatic fibrosis area was assessed by quantitative imaging of picrosirius red staining. Hepatic collagen content was assessed by hydroxyproline levels. Hepatic stellate cells (αSMA positive) and hepatic macrophages (CD68 positive) were identified by immunohistochemistry. Hepatic gene expression was determined by PCR and liver TGFβ1 content by ELISA.

RESULTS

CCl₄ treated mice with deletion of the PAR-2 gene (PAR-2^{-/-}) and the cytoplasmic domain of TF (TF^{SCT/SCT}) developed significantly less hepatic fibrosis, characterised by reduced liver fibrosis area and hydroxyproline content, compared to control wildtype mice treated with CCl₄. The observed reduction in histological fibrosis was accompanied by a significant decrease in the hepatic content of TGFβ, the prototypic fibrogenic cytokine, as well as fewer activated hepatic stellate cells and hepatic macrophages. Deletion of the TF cytoplasmic signalling domain reduced hepatic fibrosis to levels similar to those

observed in mice lacking PAR-2 signalling but combined deletion provided no added protection against fibrosis indicating a lack of mutual modulating effects that have been observed in other contexts such as angiogenic responses.

CONCLUSION

Tissue factor cytoplasmic domain is involved in TF-PAR-2 signalling initiating hepatic fibrosis and is a potential therapeutic target, as its deletion would not impact coagulation.

Key words: Tissue factor; Protease activated receptor; Hepatic stellate cell; Liver fibrosis; Macrophage

© **The Author(s) 2017.** Published by Baishideng Publishing Group Inc. All rights reserved.

Core tip: No effective anti-fibrotic therapies are available for patients with cirrhosis. PAR-2, a receptor that activates coagulation and inflammation, promotes hepatic fibrosis; whether tissue factor (TF), the primary initiator of the coagulation cascade, affects hepatic fibrosis is unknown. We found that deletion of the TF cytoplasmic domain reduces fibrosis through an effect on hepatic stellate cell activation, possibly mediated through reduced hepatic macrophage activation. Currently available direct thrombin inhibitors may be useful in preventing hepatic fibrosis while therapeutic targeting of the cytoplasmic domain of TF may be useful in patients with advanced liver disease, as its deletion does not alter coagulation.

Knight V, Lourensz D, Tchongue J, Correia J, Tipping P, Sievert W. Cytoplasmic domain of tissue factor promotes liver fibrosis in mice. *World J Gastroenterol* 2017; 23(31): 5692-5699 Available from: URL: <http://www.wjgnet.com/1007-9327/full/v23/i31/5692.htm> DOI: <http://dx.doi.org/10.3748/wjg.v23.i31.5692>

INTRODUCTION

Chronic hepatocyte injury leads to a wound healing response that can result in excessive inflammation, collagen deposition and advanced hepatic fibrosis. The coagulation system is involved in the acute response to injury with formation of a fibrin clot, but also plays an important role in the inflammatory signalling that perpetuates wound healing and tissue remodelling. The links between inflammation and coagulation occur through tissue factor (TF) and through protease activated receptors (PAR) although the relative contributions of each to inflammatory and fibrotic outcomes are unclear. TF is a transmembrane glycoprotein receptor with a pivotal role in hemostasis initiated by binding FVIIa, its principal ligand. Clot formation following TF ligation is well known, however downstream events also include expression of pro-inflammatory cytokines such as interleukin (IL)-6.

Evidence for this relationship is seen in healthy human subjects who demonstrate IL6 and IL8 induction following exposure to recombinant FVIIa and in mice expressing low TF levels (< 1% of wildtype) which show reduced inflammatory cytokine expression and mortality following lipopolysaccharide (LPS) exposure^[1,2].

The TF molecule has three domains; binding of the extracellular domain to Factor VII/VIIa initiates coagulation, the transmembrane domain has anchoring properties necessary for normal coagulation and the cytoplasmic domain, which is not required for coagulant activity, plays a role in intracellular signalling. For example, binding of FVIIa to macrophage TF leads to phospholipase C-dependent intracellular calcium fluxes and reactive oxygen species production that requires an intact TF cytoplasmic domain^[3]. In the liver, hepatocytes are the primary source of Factor VII/VIIa. Constitutive hepatocyte expression of TF mRNA is low but can be upregulated in circulating monocytes by LPS^[4], monocyte chemotactic protein-1 and platelet derived growth factor as well as by direct contact with platelets^[4,5].

The TF cytoplasmic domain also plays a regulatory role in PAR-2 signalling. Mice with deletion of the cytoplasmic domain (TF^{ΔCT/ΔCT}) demonstrate enhanced PAR-2 dependent angiogenesis suggesting that the TF cytoplasmic domain acts as a negative regulator of PAR-2 signalling^[6]. Context may be important, however, as others have shown that the TF cytoplasmic domain is necessary for PAR-2 regulated inflammation^[7]. A role for TF-PAR-2 signalling in the development of obesity and insulin resistance has recently been demonstrated. TF-VIIa-PAR-2 signalling in adipocytes regulates weight gain and in macrophages promotes inflammation and insulin resistance^[8]. Such pathways may play a role in the development of non-alcoholic fatty liver disease (NAFLD) as direct thrombin inhibition has been shown to reduce hepatic inflammation in murine NAFLD^[9].

The aim of our study was to evaluate the role of the TF cytoplasmic domain in the hepatic inflammatory response and liver fibrogenesis following chronic injury. We have previously shown that PAR-2 deficiency ameliorates experimental liver fibrosis^[10]. Given the observed interactions between TF cytoplasmic domain and PAR-2 in angiogenesis and inflammation, we explored a possible relationship between the TF cytoplasmic domain and the PAR-2 receptor in the development of liver fibrosis in mice with deletion of the TF cytoplasmic domain, deletion of PAR-2 and deletion of both the TF cytoplasmic domain and PAR-2.

MATERIALS AND METHODS

Animals

Mice on a 25%Swiss/25%129S/50% MF-1 background with deletion of 18 of the 20 amino acids of the TF cytoplasmic domain (TF^{ΔCT/ΔCT}) were generated by Cre-lox recombination as previously described and backcrossed 9 generations onto a C57BL6 background^[11]. TF^{ΔCT/ΔCT}

mice have normal development, coagulation and fertility. PAR-2 knockout mice were generated as previously described^[10]. Mice with deletion of both the TF cytoplasmic domain and PAR 2 (TF^{SCT/SCT}/PAR-2^{-/-}) were generated; these mice have normal development, coagulation and fertility. Mice were allowed food and water *ad libitum* and were housed at a constant temperature in 12:12 hour light-dark cycle. Experimental protocols were approved by the Monash University Animal Ethics Committee and mice received humane care as specified under the Australian code of practice for the care and use of animals for scientific purposes.

Induction of hepatic fibrosis

Liver fibrosis was induced in male mice by twice-weekly intraperitoneal injections of 1 μ L/g body weight CCl₄ mixed with olive oil (1:10). Starting between 8–10 wk of age, four groups of mice were studied. TF^{SCT/SCT} ($n = 9$), TF^{SCT/SCT}/PAR-2^{-/-} ($n = 6$) and wild type (WT) C57BL/6 ($n = 10$) all received CCl₄ for 8 wk. A control group of WT C57BL/6 mice ($n = 8$) received olive oil alone for 8 wk as a vehicle control.

Hepatic fibrosis assessment

Liver fibrosis area: Four micron thick sections of paraffin embedded liver tissue were deparaffinised and stained with picosirius red (Sirius red F3BA 0.1% wt/vol in saturated picric acid) for 90 min, washed in acetic acid and water (5:1000), dehydrated in ethanol and mounted in neutral DPX. Fifteen consecutive non-overlapping fields were acquired for each mouse liver, the image digitised and fibrosis area analysed by Scion Image for Windows (vAlpha 4.0.3.2, Scion Corporation, Frederick, MD, United States).

Hepatic collagen content: Hydroxyproline is an amino acid that stabilises collagen deposited in the liver and is exclusively associated with collagenous connective tissue and therefore is a good surrogate for quantification of collagen deposition^[12]. Hepatic hydroxyproline content was quantified using liver tissue frozen in liquid nitrogen as previously described with minor modification^[13]. Briefly, liver samples were weighed and hydrolysed in 2.5 mL of 6 N HCl at 110 °C for 18 h in Teflon coated tubes. The hydrolysate was centrifuged at 3000 rpm for 10 min; the pH of the resulting supernatant was adjusted to 7.4 and absorbance measured at 558 nm. Total hydroxyproline content was measured against a standard curve prepared with trans-4-hydroxy-L-proline (Sigma-Aldrich, St Louis, MO, United States) preparations in the range of 0.156 to 5.0 μ g/mL and expressed per milligram of wet tissue weight.

Hepatic stellate cell and macrophage immunohistochemistry: To identify activated hepatic stellate cells (myofibroblasts) and hepatic macrophages,

paraformaldehyde fixed 4 micron thick liver tissue sections were stained with primary antibody for α SMA (monoclonal mouse anti-mouse α -smooth muscle actin, Sigma, St Louis, MO, United States) and CD68 (rat anti mouse CD68, FA11 a gift of Dr G Koch, Cambridge United Kingdom, 1:100). The following secondary antibodies were used: α SMA biotinylated rabbit anti-mouse IgG2a antibody (Invitrogen, Camarillo, CA, United States, 1:300) and CD68 polyclonal rabbit anti rat IgG (DAKO #E0468 1:150). In brief sections were dewaxed, rehydrated and then blocked with 0.6% hydrogen peroxide and cellular apoptosis susceptibility protein blocking solution (Invitrogen, Camarillo, CA, United States). Primary antibody incubations for 30 min at room temperature (α SMA) and overnight at 4 °C (CD68) were followed by application of secondary antibody. Staining was amplified using avidin-biotin complex kit (Vector Laboratories, Burlingame, CA, United States) and detected with 3,3' diaminobenzidine (Dako, Carpinteria, CA, United States). Slides were counterstained with Harris hematoxylin. For quantification of immunoreactivity, 15 consecutive non-overlapping fields at 250 \times magnification (α SMA, CD68) were scored using a graticule eyepiece in a blinded fashion. Negative controls consisted of a mouse IgG1 isotype control antibody (Dako, Glostrup, Denmark) and water substituting for the primary antibody.

Gene expression studies

Mouse RNA was extracted using the Qiagen RNeasy mini kit according to the manufacturer's instructions (Qiagen Pty Ltd, Hilden, Germany). Briefly, 0.02 to 0.03 g of liver was placed in RNase free tube. 600 μ L of RLT was added to each sample which was then vortexed for 15 min. The resultant lysate was pipetted into a QIA shredder spin column and centrifuged initially at full speed for 2 min, then the column was removed and the lysate was centrifuged for a further 3 min. The resultant supernatant was removed and added to equal volume of 50% ethanol, transferred to an RNeasy spin column, centrifuged for 15 s and the flow through discarded. Seven hundred microliter Buffer RW1 was added and the column was centrifuged for 15 s and followed by the addition of two aliquots of 500 μ L of RPE, centrifuging in between for 15 s and 2 min respectively. The RNeasy spin column was placed in a new collection tube, centrifuged for 1 min and then 30 μ L of RNase-free water was added directly to the spin column membrane, centrifuged and then a further 30 μ L of RNase-free water was added. Four microliter of RNA was added to 76 μ L of RNase free water. The RNA concentration was measured with a Nanodrop ND-100 spectrophotometer (Thermo Scientific, Waltham, MA, United States). RNA was used to generate cDNA using the High-Capacity cDNA Reverse Transcription Kit (Applied Biosystems, Foster City, CA, United States) as per manufacturer's instructions. Briefly, 2 \times RT

Table 1 Primer sequences used in gene expression studies

Target gene	Primer sequence (5'-3')
18s	Forward: 5'-GTAACCCGTGAACCCCATTC-3' Reverse: 5'-GCCTCACTAAACCATCCAATC G-3'
TGFβ	Forward: 5'-TGCCCTCTACAACCAACACA-3' Reverse: 5'-GTTGGACAACCTGCTCCACCT-3
MMP-2	Forward: 5'-ACCCAGATGTGGCCAACTAC-3' Reverse: 5'-TCATTTTAAGGCCCGAGCAA-3'
TIMP-1	Forward: 5'-ACGAGACCACCTTATACCAGCCG-3' Reverse: 5'-GCGGTTCCTGGGACTTGTGGGC-3'
PAR-1	Forward: 5'-CTCCTCAAGGAGCAGACCCAC-3' Reverse: 5'-AGACCGTGGAAACGATCAAC-3'
PAR-2	Mm00433160_m1, using TaqMan Gene Expression Master Mix (Applied Biosystems)
18S	Hs03003631_g1 using TaqMan Gene Expression Master Mix (Applied Biosystems)

master mix was prepared from supplied components as follows: 2.0 µL 10 × RT buffer, 0.8 µL 25 × dNTP mix (100 mmol/L), 10 × RT Random Primers, 1.0 µL Multiscribe™ Reverse Transcriptase, 1.0 µL RNase Inhibitor and 3.2 µL of Nuclease free water. Nineteen microliter of 2 × RT master mix was combined with 10 µL of RNA containing 1 µg RNA. The tubes were centrifuged. The PCR program involved Step 1: 25 °C for 10 min, Step 2: 37 °C for 120 min, Step 3: 85 °C for 5 s, and Step 4: 4 °C for 10 min and then samples were collected and stored at -80 °C.

Real time PCR analysis was performed (Power Sybr Green, Roche, Mannheim, Germany) using a Rotor Gene 3000 light cycler (Qiagen Pty Ltd, Sydney, Australia) and the specific target mRNA of interest quantified as a ratio relative to 18S RNA content of the sample. 200 ng of cDNA was used per reaction. The primer sequences used in analysis are found in Table 1.

Protein expression studies

Extracts were prepared from snap frozen liver by homogenisation in lysis buffer (Tris-HCl 50 mmol/L, NaCl 150 mmol/L, EDTA 1 mmol/L, 1% Triton X-100, 0.5% Tween-20, 0.1% SDS) containing a protease inhibitor cocktail (#11836170, Roche Diagnostics, Mannheim, Germany) followed by centrifugation at 14000 × *g* for 15 min at 4 °C. Supernatants were collected and activated with acetic acid/urea prior to analysis. TGFβ1 content of liver protein extracts were measured using a mouse TGFβ1 ELISA kit (R and D Systems Inc, Minneapolis, MN, United States). Plates were read using the Bio-Rad microplate reader at 450 nm and TGFβ1 concentrations were calculated from the standard curve by the plate reader software.

Statistical analysis

Data are expressed as mean ± SEM. Statistical significance was determined by one-way ANOVA with Newman-Keuls post-test for multiple comparisons or Student's *t*-test for comparisons between two groups as appropriate, using GraphPad Prism 5.03 for

Windows (GraphPad Software, Inc, La Jolla, United States). A *P* value < 0.05 was considered significant.

RESULTS

Hepatic fibrosis

Quantitative analysis of histological fibrosis by computer-assisted morphometry in CCl₄-treated WT mice showed a marked increase in liver fibrosis area (LFA) at 8 wk (3.39% ± 0.26%) compared to vehicle controls (LFA 0.7% ± 0.14%) (*P* < 0.0001). CCl₄ administration induced similar levels of fibrosis in TF^{SCT/SCT} and TF^{SCT/SCT}/PAR-2^{-/-} mice (1.76% ± 0.17% and 1.94% ± 0.11% respectively), which were similar to that seen with PAR-2^{-/-} mice (LFA 2.09% ± 0.28%). Compared to WT mice, at 8 wk LFA was significantly lower in the PAR-2^{-/-} (*P* < 0.001), TF^{SCT/SCT} (*P* < 0.0001) and TF^{SCT/SCT}/PAR-2^{-/-} mice (*P* < 0.01) (Figure 1A-F).

Hepatic hydroxyproline content

Histological assessment of fibrosis area correlated with the amount of liver hydroxyproline, a surrogate marker for collagen content. TF^{SCT/SCT} and TF^{SCT/SCT}/PAR-2^{-/-} mice showed significantly less hepatic hydroxyproline content (0.37 ± 0.017 µg/mg and 0.37 ± 0.02 µg/mg) compared to WT mice (0.61 ± 0.03 µg/mg) at 8 wk (*P* < 0.05). Hydroxyproline content in TF^{SCT/SCT} and TF^{SCT/SCT}/PAR-2^{-/-} mice were similar to that seen in the PAR-2^{-/-} mice (0.39 ± 0.02 µg/mg) (Figure 2).

Reduced hepatic stellate cell activation in TF^{SCT/SCT} and TF^{SCT/SCT}/PAR-2^{-/-} mice

We identified αSMA positive cells as a marker of HSC activation and myofibroblast differentiation. There were significantly fewer αSMA positive cells seen histologically in the TF^{SCT/SCT} and TF^{SCT/SCT}/PAR-2^{-/-} groups compared to WT (19.99, 19.96 and 30.09 mean αSMA positive cells/hpf respectively, *P* < 0.0001) (Figure 3). The reduction observed in αSMA positive cells in the TF^{SCT/SCT} and TF^{SCT/SCT}/PAR-2^{-/-} groups was similar to that observed in PAR-2^{-/-} alone.

TF^{SCT/SCT} and TF^{SCT/SCT}/PAR-2 deficiency reduces hepatic TGFβ expression

CCl₄ induced hepatic fibrosis was associated with upregulation of TGFβ mRNA (3.57 fold greater than control) and protein (11.41 ± 0.98 pg/mg liver vs control 7.01 ± 0.01 pg/mg in WT mice) at 8 wk. In TF^{SCT/SCT} mice, TGFβ mRNA expression was significantly reduced (0.22 ± 0.05 fold greater than control, *P* < 0.0001). In TF^{SCT/SCT}/PAR-2^{-/-} mice there was a trend towards TGFβ mRNA reduction (1.21 ± 0.14 fold greater than control, *P* = NS) (Figure 4A). In both the TF^{SCT/SCT} and TF^{SCT/SCT}/PAR-2^{-/-} mice, TGFβ protein was similar to controls (6.14 ± 0.33, 6.45 ± 0.84 and 7.01 ± 0.18 pg/mg wet liver weight respectively) and significantly lower than the TGFβ protein level in wildtype mice (*P* < 0.0001) (Figure 4B).

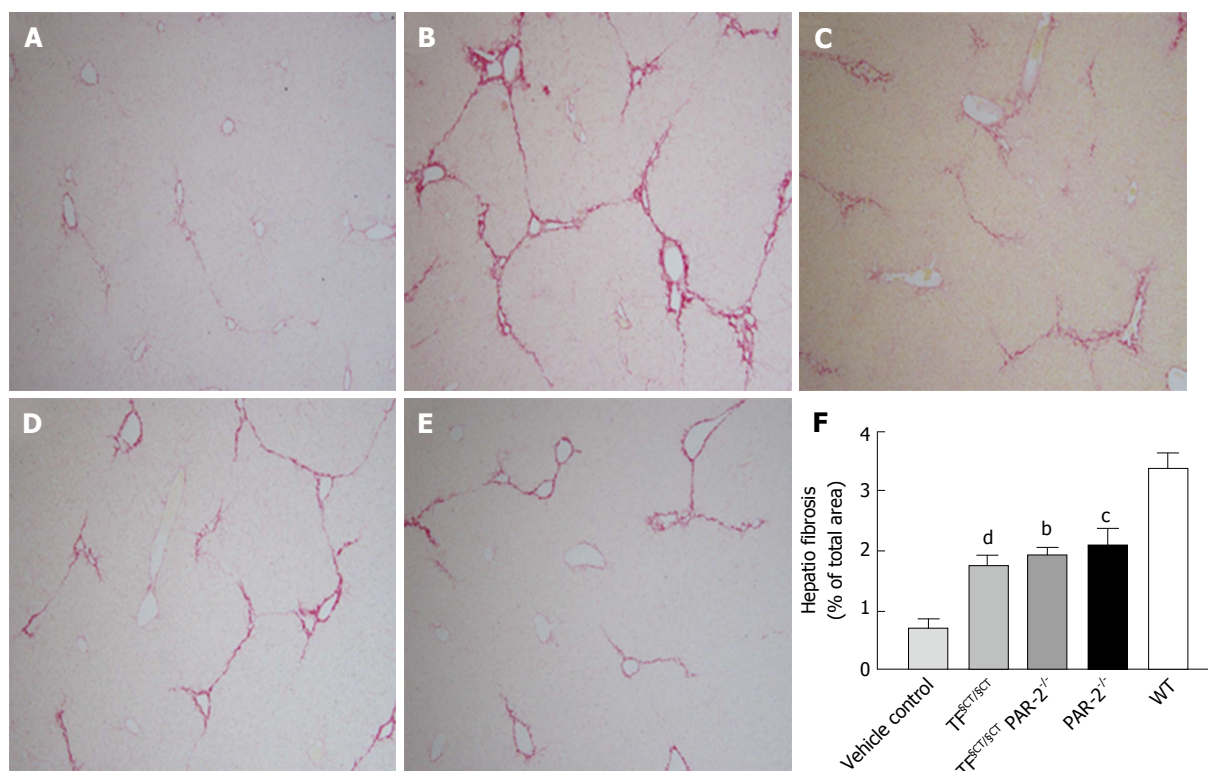


Figure 1 Hepatic fibrosis area. Wildtype control mice administered vehicle alone showed minimal fibrosis (A). Compared to CCl₄ treated wild-type mice (B), hepatic fibrosis area was significantly lower in the PAR-2^{-/-} (C), TF^{SC/T/SC/T} (D) and TF^{SC/T/SC/T}/PAR-2^{-/-} (E) mice after CCl₄ exposure for 8 wk. (^a*P* < 0.01, ^b*P* < 0.001 ^c*P* < 0.0001).

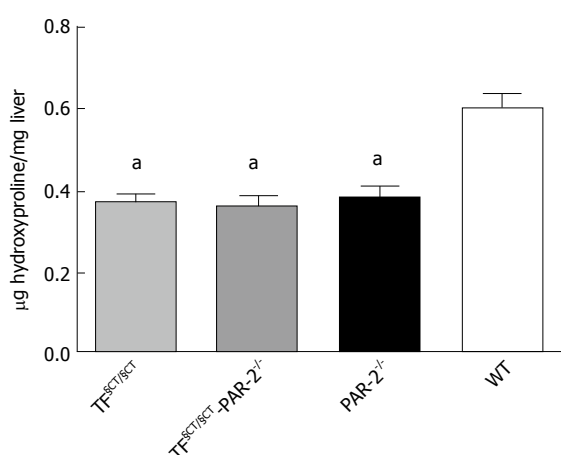


Figure 2 Hepatic hydroxyproline content. Hydroxyproline content, a surrogate marker for collagen, was significantly less in the PAR-2^{-/-}, TF^{SC/T/SC/T} and TF^{SC/T/SC/T}-PAR-2 KO mice compared to wildtype mice (^a*P* < 0.05).

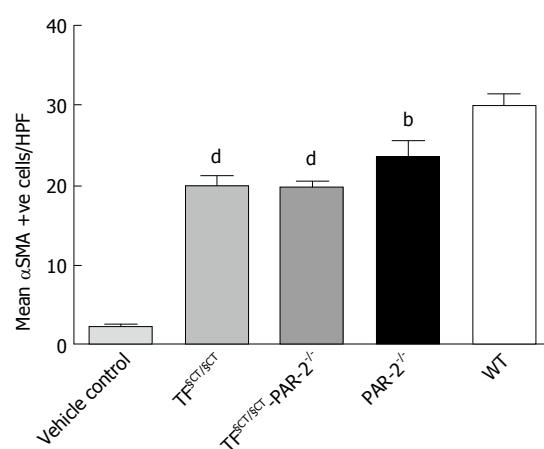


Figure 3 Hepatic stellate cell activation (smooth muscle actin expression). The number of αSMA positive cells was significantly lower in the TF^{SC/T/SC/T} and TF^{SC/T/SC/T}/PAR-2^{-/-} mice compared to wildtype and was similar to PAR-2 KO mice (^b*P* < 0.01, ^d*P* < 0.0001).

TF^{SC/T/SC/T} and TF^{SC/T/SC/T}/PAR-2 deficiency decreases MMP2 mRNA

Matrix metalloproteinases (MMP) regulate matrix composition and turnover and in turn are regulated by specific tissue inhibitors, TIMPs. The balance of the expression of different MMPs changes throughout the development of liver injury, but in general there is upregulation of the basement membrane-like MMPs, such as MMP2 and 9 and down regulation of interstitial type MMPs such as MMP1 (MMP13 in mice). In WT mice treated with CCl₄ for 8 wk, MMP2 mRNA increased (6.29 ± 1.45 fold greater than control), consistent with active

ECM remodelling during development of hepatic fibrosis (Figure 5). MMP-2 mRNA expression was significantly lower in TF^{SC/T/SC/T} and TF^{SC/T/SC/T}/PAR-2^{-/-} mice compared to WT mice (*P* < 0.0001 and *P* < 0.01 respectively), suggesting ECM remodelling is reduced in association with the lower levels of fibrosis seen at 8 wk in these mice.

Activated hepatic macrophages are decreased in TF^{SC/T/SC/T} and TF^{SC/T/SC/T}/PAR-2 deficient mice

We used CD68 (macrosialin) to identify activated macro-

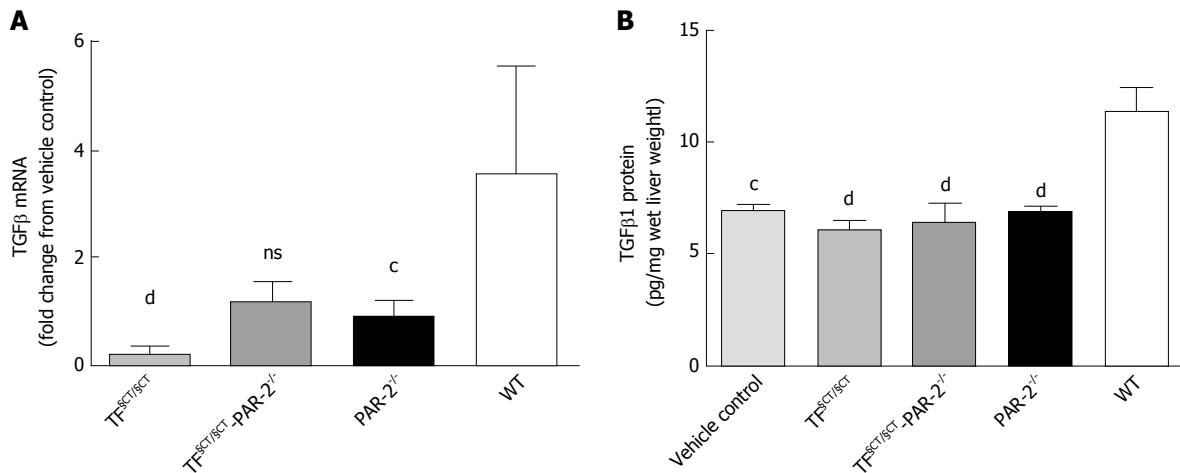


Figure 4 TGFβ mRNA and protein expression. A: TGFβ mRNA expression was significantly lower in the TF^{SCT/SCT} group with a similar but non-significant trend in TF^{SCT/SCT}/PAR-2^{-/-} mice compared to wildtype. Levels were similar to PAR-2 KO mice, which were also significantly lower than WT; B: TGFβ protein was significantly lower in TF^{SCT/SCT}, TF^{SCT/SCT}/PAR-2^{-/-} and PAR-2^{-/-} mice compared to wildtype with levels similar to vehicle controls. ^c*P* < 0.001, ^d*P* < 0.0001. ns: Not significant.

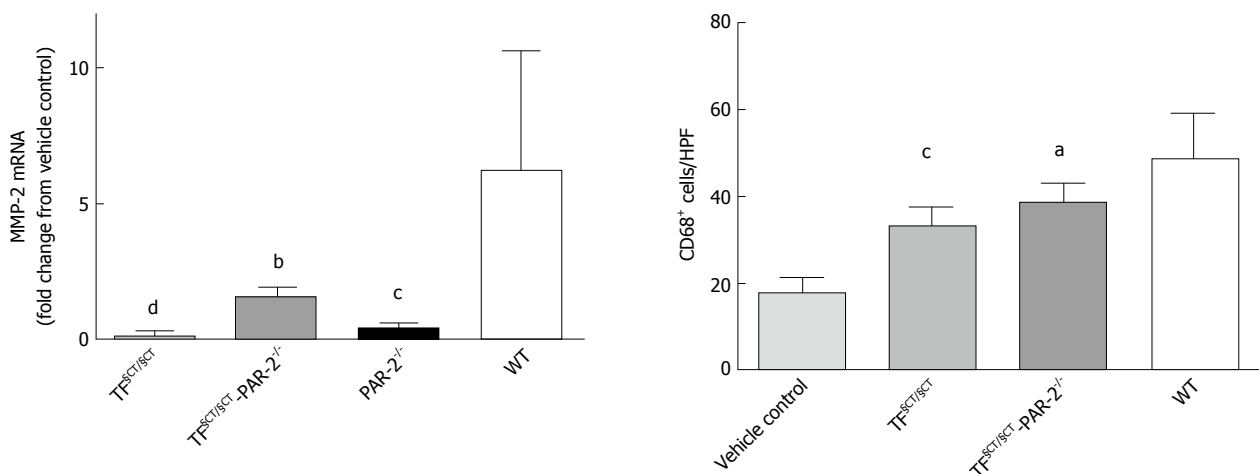


Figure 5 Matrix metalloproteinase expression. MMP-2 mRNA expression was significantly lower in TF^{SCT/SCT}, TF^{SCT/SCT}/PAR-2^{-/-} and PAR-2^{-/-} mice compared to wildtype. ^b*P* < 0.01, ^c*P* < 0.001, ^d*P* < 0.0001.

Figure 6 Hepatic macrophage expression. There were significantly fewer activated CD68⁺ macrophages in both TF^{SCT/SCT} and TF^{SCT/SCT}/PAR-2^{-/-} mice compared with WT mice. ^a*P* < 0.05, ^c*P* < 0.001.

phages. There were significantly fewer CD68⁺ hepatic macrophages in both the TF^{SCT/SCT} and TF^{SCT/SCT}/PAR-2^{-/-} mice compared to WT mice (33.24 ± 1.47 , 38.70 ± 1.78 , 48.75 ± 2.87 positive cells/hpf; *P* < 0.001, *P* < 0.05 respectively) (Figure 6). We observed similar findings in PAR-2^{-/-} mice suggesting a role for PAR-2 in macrophage recruitment and activation^[9]. The current findings suggest that the TF cytoplasmic domain, as well as PAR-2, may be involved in this process.

DISCUSSION

There is growing evidence in animal models and in humans that injury-related signalling through the pivotal coagulation receptors, TF and PAR, can drive hepatic fibrogenesis. A recent study of acute injury in mice given a single injection of CCl₄ demonstrated elevated hepatocyte TF levels and tissue injury that were blocked by specific TF antisense oligonucleotide therapy^[14]. In man, TF levels have been found to be

over 100 fold higher in patients with cirrhosis compared to non-cirrhotic patients^[15]. PAR-1 polymorphisms were shown to influence the hepatic fibrosis rate in Brazilian and European patients with chronic hepatitis C infection^[16]. Resistance to activated protein C occurs in patients heterozygous for the factor V Leiden mutation leading to increased thrombin activity, which is a mitogen for hepatic stellate cells. Factor V Leiden heterozygosity has been associated with rapid fibrosis progression in hepatitis C patients^[17]. Given our previous study showing that PAR-2 deletion decreased hepatic fibrosis in mice and data showing that the TF cytoplasmic domain induces proinflammatory effects in macrophages we examined the relative contributions of TF and PAR-2 in the development of toxin-induced liver fibrosis.

We found that mice with deletion of the TF cytoplasmic domain had lower hepatic collagen content and less histological fibrosis than wild type mice following 8 wk of

CCL₄ exposure. This was accompanied by fewer α SMA positive cells histologically suggesting reduced hepatic stellate cell activation. There was significantly lower gene and protein expression of the key profibrogenic cytokine TGF β and a reduction in MMP2 expression in TF^{SCT/SCT} mice. These data suggest that activation of the cytoplasmic domain of TF promotes hepatic fibrosis by inducing a profibrogenic phenotype in hepatic stellate cells. In angiogenesis, the cytoplasmic domain of TF acts as a negative regulator of PAR-2. If that were true in this model of liver fibrosis, then loss of the cytoplasmic domain and thus loss of negative regulation of PAR-2, should lead to increased fibrosis through increased PAR-2 activation. However this was not observed in our study. In fact, the protection from experimentally induced liver fibrosis that the TF^{SCT/SCT} mice were afforded was similar to that which we previously observed in mice with PAR-2 deficiency^[10]. This observation is consistent with the observation in other studies that TF may be necessary for PAR-2 mediated inflammation^[7].

We found that mice with dual receptor deletion (TF^{SCT/SCT}/PAR-2^{-/-}) in this experimental model also exhibited reduced fibrosis, reduced stellate cell activation and reduced expression of TGF β . If the mechanisms underlying fibrogenesis through the TF cytoplasmic domain and PAR-2 were independent, an additive effect and thus greater reduction in fibrosis would potentially have been observed in these mice. However, the extent of fibrosis reduction seen in the TF^{SCT/SCT}/PAR-2^{-/-} mice was similar to that seen in TF^{SCT/SCT} mice and PAR-2^{-/-} mice, suggesting that the TF cytoplasmic domain and PAR-2 may signal through a common downstream pathway to promote fibrosis.

Our studies in TF^{SCT/SCT} mice demonstrated significantly fewer CD68⁺ activated macrophages supporting the view that TF cytoplasmic domain signalling is important for macrophage activation. Hepatic macrophages (Kupffer cells) play a pivotal role in both fibrogenesis and fibrolysis. Macrophages constitutively express TF, which is upregulated during macrophage maturation. Activated macrophages release TGF β 1, which activates HSC, in addition to mitogenic and chemotactic factors for activated HSC^[18]. At 8 wk we observed a reduction in the number of activated macrophages (CD68⁺) in both TF^{SCT/SCT} mice and TF^{SCT/SCT}/PAR-2^{-/-} compared to WT. This may be because the cytoplasmic domain of tissue factor is essential for Factor VIIa induced calcium fluxes in macrophages *in vitro*. *In vivo* studies in which TF/Factor VIIa interactions were blocked using a TF antibody led to reduced expression of MHC class II and β 2 integrin leucocyte adhesion molecules which are markers of macrophage activation^[3].

There is increasing interest in macrophage phenotypes in liver disease as classically activated M1 macrophages are proinflammatory and alternatively activated M2 macrophages are anti-inflammatory. A recent study has shown that TF^{SCT/SCT} mice fed a high fat diet demonstrated reduced inflammatory macrophages

in adipose tissue with reduced proinflammatory cytokine production, suggesting that TF signalling is directly involved in regulating macrophage inflammation and may sustain M1 polarisation. Interestingly, there was no additive effect of double deletion of TF and PAR-2 on diet induced obesity, similar to the outcomes we have observed in hepatic fibrosis^[8].

In conclusion we have established, for the first time to our knowledge, that deletion of the TF cytoplasmic domain significantly reduces experimental hepatic fibrosis. Furthermore we have shown that deletion of the cytoplasmic domain in addition to PAR-2 deficiency does not lead to more profound protection from fibrosis and in fact that mice lacking the tissue factor cytoplasmic domain phenocopy PAR-2 deficiency. This demonstrates that the tissue factor cytoplasmic domain is involved in pathological TF-PAR-2 signalling. The potential to intervene in this process by inhibiting thrombin or FXa is relevant given the widespread clinical availability of direct inhibitors. For example, administration of argatroban, a direct thrombin inhibitor, to mice fed a Western diet significantly reduced hepatic macrophage accumulation, pro-fibrogenic gene expression and hepatic steatosis suggesting that thrombin inhibition could reduce the risk of fibrosis development in NAFLD patients^[9]. It would be prudent to limit therapeutic coagulation inhibition to non-cirrhotic patients at risk of fibrosis progression in order to avoid the risk of bleeding events in cirrhotic patients. This makes the cytoplasmic domain of TF an attractive therapeutic target, as its deletion would not impact on coagulation and thus could be a potentially beneficial anti-fibrotic strategy in patients with advanced liver disease.

COMMENTS

Background

Globally, liver cirrhosis is the sixth most common cause of life-years lost to premature mortality. Cirrhosis represents a "wound healing" response to persistent inflammatory injury (commonly due to fat, alcohol or hepatitis viruses) that can lead to excessive collagen deposition and disruption of normal liver architecture. The coagulation system is active in both the acute response to organ injury as well as in inflammatory signaling that perpetuates the wound healing response. The molecular link between inflammation and coagulation occurs through tissue factor (TF) and protease activated receptors (PARs) although the relative contribution of each remains unclear.

Research frontiers

Currently no anti-fibrotic agents are available for patients with cirrhosis. Liver transplantation may be the only effective treatment for those who progress to hepatic decompensation or develop hepatocellular carcinoma. In order to develop therapeutic anti-fibrotic agents, the authors must understand the cellular and molecular pathways that cause inflammation and fibrosis.

Innovations and breakthroughs

The authors previously showed that PAR-2 was involved in hepatic fibrosis, since deletion of the PAR-2 gene resulted in decreased fibrosis in mice. Since the TF cytoplasmic domain is a negative regulator of PAR-2 in angiogenesis, they explored this relationship in a model of liver fibrosis. They found that mice with low levels of the cytoplasmic domain of TF had less fibrosis than control mice with fewer activated hepatic stellate cells, the principal liver cells that

produce collagen, and fewer activated macrophages, which express cytokines that drive HSC activation.

Applications

Inhibition of coagulation, for example, by direct thrombin inhibitors, could prevent fibrosis progression in cirrhotic patients but would increase the risk of bleeding events in a patient group at high risk for such events. However, direct targeting of the cytoplasmic domain of TF, which is involved in intracellular signalling but not in coagulation, could be a potentially beneficial anti-fibrotic strategy in cirrhotic patients.

Peer-review

The paper by Knight *et al* describes that genetic ablation of the intracellular portion of TF or of PAR2 downstream to TF both reduce in a non-additive fashion fibrosis in the liver induced by treating mice with CCL₄. Some insights in the mechanism of action of the two manipulations were provided by histological data indicating that they both reduce the frequency of activated smooth muscle cells and activated macrophages and the levels of TGF- β , a known profibrotic factor, in the liver. The results are interesting in view of the fact that liver fibrosis is an unmet clinical need which involves a large number of patients and that drugs targeting TF have been developed and are currently in clinical trials for treatment of thrombosis.

REFERENCES

- 1 **de Jonge E**, Friederich PW, Vlasuk GP, Rote WE, Vroom MB, Levi M, van der Poll T. Activation of coagulation by administration of recombinant factor VIIa elicits interleukin 6 (IL-6) and IL-8 release in healthy human subjects. *Clin Diagn Lab Immunol* 2003; **10**: 495-497 [PMID: 12738659 DOI: 10.1128/CDLI.10.3.495-497.2003]
- 2 **Pawlinski R**, Fernandes A, Kehrl B, Pedersen B, Parry G, Erlich J, Pyo R, Gutstein D, Zhang J, Castellino F, Melis E, Carmeliet P, Baretton G, Luther T, Taubman M, Rosen E, Mackman N. Tissue factor deficiency causes cardiac fibrosis and left ventricular dysfunction. *Proc Natl Acad Sci USA* 2002; **99**: 15333-15338 [PMID: 12426405 DOI: 10.1073/pnas.242501899]
- 3 **Cunningham MA**, Romas P, Hutchinson P, Holdsworth SR, Tipping PG. Tissue factor and factor VIIa receptor/ligand interactions induce proinflammatory effects in macrophages. *Blood* 1999; **94**: 3413-3420 [PMID: 10552951]
- 4 **Rivers RP**, Hathaway WE, Weston WL. The endotoxin-induced coagulant activity of human monocytes. *Br J Haematol* 1975; **30**: 311-316 [PMID: 1201214 DOI: 10.1111/j.1365-2141.1975.tb00547.x]
- 5 **Ernofsson M**, Siegbahn A. Platelet-derived growth factor-BB and monocyte chemotactic protein-1 induce human peripheral blood monocytes to express tissue factor. *Thromb Res* 1996; **83**: 307-320 [PMID: 8870175 DOI: 10.1016/0049-3848(96)00139-9]
- 6 **Belting M**, Dorrell MI, Sandgren S, Aguilar E, Ahamed J, Dorfleutner A, Carmeliet P, Mueller BM, Friedlander M, Ruf W. Regulation of angiogenesis by tissue factor cytoplasmic domain signaling. *Nat Med* 2004; **10**: 502-509 [PMID: 15098027 DOI: 10.1038/nm1037]
- 7 **Redecha P**, Franzke CW, Ruf W, Mackman N, Girardi G. Neutrophil activation by the tissue factor/Factor VIIa/PAR2 axis mediates fetal death in a mouse model of antiphospholipid syndrome. *J Clin Invest* 2008; **118**: 3453-3461 [PMID: 18802482 DOI: 10.1172/JCI36089]
- 8 **Badeanlou L**, Furlan-Freguia C, Yang G, Ruf W, Samad F. Tissue factor-protease-activated receptor 2 signaling promotes diet-induced obesity and adipose inflammation. *Nat Med* 2011; **17**: 1490-1497 [PMID: 22019885 DOI: 10.1038/nm.2461]
- 9 **Kassel KM**, Sullivan BP, Cui W, Copple BL, Luyendyk JP. Therapeutic administration of the direct thrombin inhibitor argatroban reduces hepatic inflammation in mice with established fatty liver disease. *Am J Pathol* 2012; **181**: 1287-1295 [PMID: 22841818 DOI: 10.1016/j.ajpath.2012.06.011]
- 10 **Knight V**, Tchongue J, Lourens D, Tipping P, Sievert W. Protease-activated receptor 2 promotes experimental liver fibrosis in mice and activates human hepatic stellate cells. *Hepatology* 2012; **55**: 879-887 [PMID: 22095855 DOI: 10.1002/hep.24784]
- 11 **Melis E**, Moons L, De Mol M, Herbert JM, Mackman N, Collen D, Carmeliet P, Dewerchin M. Targeted deletion of the cytosolic domain of tissue factor in mice does not affect development. *Biochem Biophys Res Commun* 2001; **286**: 580-586 [PMID: 11511099 DOI: 10.1006/bbrc.2001.5425]
- 12 **Lee HS**, Shun CT, Chiou LL, Chen CH, Huang GT, Sheu JC. Hydroxyproline content of needle biopsies as an objective measure of liver fibrosis: Emphasis on sampling variability. *J Gastroenterol Hepatol* 2005; **20**: 1109-1114 [PMID: 15955222 DOI: 10.1111/j.1440-1746.2005.03901.x]
- 13 **Patella S**, Phillips DJ, Tchongue J, de Kretser DM, Sievert W. Follistatin attenuates early liver fibrosis: effects on hepatic stellate cell activation and hepatocyte apoptosis. *Am J Physiol Gastrointest Liver Physiol* 2006; **290**: G137-G144 [PMID: 16123203 DOI: 10.1152/ajpgi.00080.2005]
- 14 **Abdel-Bakky MS**, Helal GK, El-Sayed EM, Saad AS. Carbon tetrachloride-induced liver injury in mice is tissue factor dependent. *Environ Toxicol Pharmacol* 2015; **39**: 1199-1205 [PMID: 25982951 DOI: 10.1016/j.etap.2015.02.012]
- 15 **Van Thiel DH**, Farr DE, Mindikoglu AL, Todo A, George MM. Recombinant human factor VIIa-induced alterations in tissue factor and thrombomodulin in patients with advanced liver cirrhosis. *J Gastroenterol Hepatol* 2005; **20**: 882-889 [PMID: 15946135 DOI: 10.1111/j.1440-1746.2005.03761.x]
- 16 **Martinelli A**, Knapp S, Anstee Q, Worku M, Tommasi A, Zucoloto S, Goldin R, Thursz M. Effect of a thrombin receptor (protease-activated receptor 1, PAR-1) gene polymorphism in chronic hepatitis C liver fibrosis. *J Gastroenterol Hepatol* 2008; **23**: 1403-1409 [PMID: 18005014 DOI: 10.1111/j.1440-1746.2007.05220.x]
- 17 **Wright M**, Goldin R, Hellier S, Knapp S, Frodsham A, Hennig B, Hill A, Apple R, Cheng S, Thomas H, Thursz M. Factor V Leiden polymorphism and the rate of fibrosis development in chronic hepatitis C virus infection. *Gut* 2003; **52**: 1206-1210 [PMID: 12865283 DOI: 10.1136/gut.52.8.1206]
- 18 **Marra F**, Aleffi S, Galastri S, Provenzano A. Mononuclear cells in liver fibrosis. *Semin Immunopathol* 2009; **31**: 345-358 [PMID: 19533130 DOI: 10.1007/s00281-009-0169-0]

P- Reviewer: Lee HC, Migliaccio AR S- Editor: Gong ZM

L- Editor: A E- Editor: Li D





Published by **Baishideng Publishing Group Inc**
7901 Stoneridge Drive, Suite 501, Pleasanton, CA 94588, USA
Telephone: +1-925-223-8242
Fax: +1-925-223-8243
E-mail: bpgoffice@wjgnet.com
Help Desk: <http://www.f6publishing.com/helpdesk>
<http://www.wjgnet.com>



ISSN 1007-9327

