

World Journal of *Gastroenterology*

World J Gastroenterol 2017 August 21; 23(31): 5645-5828





Editorial Board

2014-2017

The *World Journal of Gastroenterology* Editorial Board consists of 1375 members, representing a team of worldwide experts in gastroenterology and hepatology. They are from 68 countries, including Algeria (2), Argentina (7), Australia (31), Austria (9), Belgium (11), Brazil (20), Brunei Darussalam (1), Bulgaria (2), Cambodia (1), Canada (25), Chile (4), China (165), Croatia (2), Cuba (1), Czech (6), Denmark (2), Egypt (9), Estonia (2), Finland (6), France (20), Germany (58), Greece (31), Guatemala (1), Hungary (14), Iceland (1), India (33), Indonesia (2), Iran (10), Ireland (9), Israel (18), Italy (194), Japan (149), Jordan (1), Kuwait (1), Lebanon (7), Lithuania (1), Malaysia (1), Mexico (11), Morocco (1), Netherlands (5), New Zealand (4), Nigeria (3), Norway (6), Pakistan (6), Poland (12), Portugal (8), Puerto Rico (1), Qatar (1), Romania (10), Russia (3), Saudi Arabia (2), Singapore (7), Slovenia (2), South Africa (1), South Korea (69), Spain (51), Sri Lanka (1), Sudan (1), Sweden (12), Switzerland (5), Thailand (7), Trinidad and Tobago (1), Tunisia (2), Turkey (55), United Kingdom (49), United States (180), Venezuela (1), and Vietnam (1).

EDITORS-IN-CHIEF

Stephen C Strom, *Stockholm*
Andrzej S Tarnawski, *Long Beach*
Damian Garcia-Olmo, *Madrid*

ASSOCIATE EDITORS

Yung-Jue Bang, *Seoul*
Vincent Di Martino, *Besancon*
Daniel T Farkas, *Bronx*
Roberto J Firpi, *Gainesville*
Maria Gazouli, *Athens*
Chung-Feng Huang, *Kaohsiung*
Namir Katkhouda, *Los Angeles*
Anna Kramvis, *Johannesburg*
Wolfgang Kruis, *Cologne*
Peter L Lakatos, *Budapest*
Han Chu Lee, *Seoul*
Christine McDonald, *Cleveland*
Nahum Mendez-Sanchez, *Mexico City*
George K Michalopoulos, *Pittsburgh*
Suk Woo Nam, *Seoul*
Shu-You Peng, *Hangzhou*
Daniel von Renteln, *Montreal*
Angelo Sangiovanni, *Milan*
Hildegard M Schuller, *Knoxville*
Dong-Wan Seo, *Seoul*
Adrian John Stanley, *Glasgow*
Jurgen Stein, *Frankfurt*
Bei-Cheng Sun, *Nanjing*
Yoshio Yamaoka, *Yufu*

GUEST EDITORIAL BOARD MEMBERS

Jia-Ming Chang, *Taipei*
Jane CJ Chao, *Taipei*

Kuen-Feng Chen, *Taipei*
Tai-An Chiang, *Tainan*
Yi-You Chiou, *Taipei*
Seng-Kee Chuah, *Kaohsiung*
Wan-Long Chuang, *Kaohsiung*
How-Ran Guo, *Tainan*
Ming-Chih Hou, *Taipei*
Po-Shiuan Hsieh, *Taipei*
Ching-Chuan Hsieh, *Chiayi county*
Jun-Te Hsu, *Taoyuan*
Chung-Ping Hsu, *Taichung*
Chien-Ching Hung, *Taipei*
Chao-Hung Hung, *Kaohsiung*
Chen-Guo Ker, *Kaohsiung*
Yung-Chih Lai, *Taipei*
Teng-Yu Lee, *Taichung City*
Wei-Jei Lee, *Taoyuan*
Jin-Ching Lee, *Kaohsiung*
Jen-Kou Lin, *Taipei*
Ya-Wen Lin, *Taipei*
Hui-kang Liu, *Taipei*
Min-Hsiung Pan, *Taipei*
Bor-Shyang Sheu, *Tainan*
Hon-Yi Shi, *Kaohsiung*
Fung-Chang Sung, *Taichung*
Dar-In Tai, *Taipei*
Jung-Fa Tsai, *Kaohsiung*
Yao-Chou Tsai, *New Taipei City*
Chih-Chi Wang, *Kaohsiung*
Liang-Shun Wang, *New Taipei City*
Hsiu-Po Wang, *Taipei*
Jaw-Yuan Wang, *Kaohsiung*
Yuan-Huang Wang, *Taipei*
Yuan-Chuen Wang, *Taichung*

Deng-Chyang Wu, *Kaohsiung*
Shun-Fa Yang, *Taichung*
Hsu-Heng Yen, *Changhua*

MEMBERS OF THE EDITORIAL BOARD



Algeria

Saadi Berkane, *Algiers*
Samir Rouabhia, *Batna*



Argentina

N Tolosa de Talamoni, *Córdoba*
Eduardo de Santibanes, *Buenos Aires*
Bernardo Frider, *Capital Federal*
Guillermo Mazzolini, *Pilar*
Carlos Jose Pirola, *Buenos Aires*
Bernabé Matías Quesada, *Buenos Aires*
María Fernanda Troncoso, *Buenos Aires*



Australia

Golo Ahlenstiel, *Westmead*
Minoti V Apte, *Sydney*
Jacqueline S Barrett, *Melbourne*
Michael Beard, *Adelaide*
Filip Braet, *Sydney*
Guy D Eslick, *Sydney*
Christine Feinle-Bisset, *Adelaide*
Mark D Gorrell, *Sydney*
Michael Horowitz, *Adelaide*

Gordon Stanley Howarth, *Roseworthy*
 Seungha Kang, *Brisbane*
 Alfred King Lam, *Gold Coast*
 Ian C Lawrance, *Perth/Fremantle*
 Barbara Anne Leggett, *Brisbane*
 Daniel A Lemberg, *Sydney*
 Rupert W Leong, *Sydney*
 Finlay A Macrae, *Victoria*
 Vance Matthews, *Melbourne*
 David L Morris, *Sydney*
 Reme Mountifield, *Bedford Park*
 Hans J Netter, *Melbourne*
 Nam Q Nguyen, *Adelaide*
 Liang Qiao, *Westmead*
 Rajvinder Singh, *Adelaide*
 Ross Cyril Smith, *St Leonards*
 Kevin J Spring, *Sydney*
 Debbie Trinder, *Fremantle*
 Daniel R van Langenberg, *Box Hill*
 David Ian Watson, *Adelaide*
 Desmond Yip, *Garran*
 Li Zhang, *Sydney*



Austria

Felix Aigner, *Innsbruck*
 Gabriela A Berlakovich, *Vienna*
 Herwig R Cerwenka, *Graz*
 Peter Ferenci, *Wien*
 Alfred Gangl, *Vienna*
 Kurt Lenz, *Linz*
 Markus Peck-Radosavljevic, *Vienna*
 Markus Raderer, *Vienna*
 Stefan Riss, *Vienna*



Belgium

Michael George Adler, *Brussels*
 Benedicte Y De Winter, *Antwerp*
 Mark De Ridder, *Jette*
 Olivier Detry, *Liege*
 Denis Dufrane Dufrane, *Brussels*
 Sven M Francque, *Edegem*
 Nikos Kotzampassakis, *Liège*
 Geert KMM Robaey, *Genk*
 Xavier Sagaert, *Leuven*
 Peter Starkel, *Brussels*
 Eddie Wisse, *Keerbergen*



Brazil

SMP Balzan, *Santa Cruz do Sul*
 JLF Caboclo, *Sao Jose do Rio Preto*
 Fábio Guilherme Campos, *Sao Paulo*
 Claudia RL Cardoso, *Rio de Janeiro*
 Roberto J Carvalho-Filho, *Sao Paulo*
 Carla Daltro, *Salvador*
 José Sebastiao dos Santos, *Ribeirão Preto*
 Eduardo LR Mello, *Rio de Janeiro*
 Stihela Maria Murad-Regadas, *Fortaleza*
 Claudia PMS Oliveira, *Sao Paulo*
 Júlio C Pereira-Lima, *Porto Alegre*
 Marcos V Perini, *Sao Paulo*
 Vietla Satyanarayana Rao, *Fortaleza*

Raquel Rocha, *Salvador*
 AC Simoes e Silva, *Belo Horizonte*
 Mauricio F Silva, *Porto Alegre*
 Aytan Miranda Sipahi, *Sao Paulo*
 Rosa Leonôra Salerno Soares, *Niterói*
 Cristiane Valle Tovo, *Porto Alegre*
 Eduardo Garcia Vilela, *Belo Horizonte*



Brunei Darussalam

Vui Heng Chong, *Bandar Seri Begawan*



Bulgaria

Tanya Kirilova Kadiyska, *Sofia*
 Mihaela Petrova, *Sofia*



Cambodia

Francois Rouet, *Phnom Penh*



Canada

Brian Bressler, *Vancouver*
 Frank J Burczynski, *Winnipeg*
 Wangxue Chen, *Ottawa*
 Francesco Crea, *Vancouver*
 Jane A Foster, *Hamilton*
 Hugh J Freeman, *Vancouver*
 Shahrokh M Ghobadloo, *Ottawa*
 Yuewen Gong, *Winnipeg*
 Philip H Gordon, *Quebec*
 Rakesh Kumar, *Edmonton*
 Wolfgang A Kunze, *Hamilton*
 Patrick Labonte, *Laval*
 Zhikang Peng, *Winnipeg*
 Jayadev Raju, *Ottawa*
 Maitreyi Raman, *Calgary*
 Giada Sebastiani, *Montreal*
 Maida J Sewitch, *Montreal*
 Eldon A Shaffer, *Alberta*
 Christopher W Teshima, *Edmonton*
 Jean Sévigny, *Québec*
 Pingchang Yang, *Hamilton*
 Pingchang Yang, *Hamilton*
 Eric M Yoshida, *Vancouver*
 Bin Zheng, *Edmonton*



Chile

Marcelo A Beltran, *La Serena*
 Flavio Nervi, *Santiago*
 Adolfo Parra-Blanco, *Santiago*
 Alejandro Soza, *Santiago*



China

Zhao-Xiang Bian, *Hong Kong*
 San-Jun Cai, *Shanghai*
 Guang-Wen Cao, *Shanghai*
 Long Chen, *Nanjing*
 Ru-Fu Chen, *Guangzhou*
 George G Chen, *Hong Kong*

Li-Bo Chen, *Wuhan*
 Jia-Xu Chen, *Beijing*
 Hong-Song Chen, *Beijing*
 Lin Chen, *Beijing*
 Yang-Chao Chen, *Hong Kong*
 Zhen Chen, *Shanghai*
 Ying-Sheng Cheng, *Shanghai*
 Kent-Man Chu, *Hong Kong*
 Zhi-Jun Dai, *Xi'an*
 Jing-Yu Deng, *Tianjin*
 Yi-Qi Du, *Shanghai*
 Zhi Du, *Tianjin*
 Hani El-Nezami, *Hong Kong*
 Bao-Ying Fei, *Hangzhou*
 Chang-Ming Gao, *Nanjing*
 Jian-Ping Gong, *Chongqing*
 Zuo-Jiong Gong, *Wuhan*
 Jing-Shan Gong, *Shenzhen*
 Guo-Li Gu, *Beijing*
 Yong-Song Guan, *Chengdu*
 Mao-Lin Guo, *Luoyang*
 Jun-Ming Guo, *Ningbo*
 Yan-Mei Guo, *Shanghai*
 Xiao-Zhong Guo, *Shenyang*
 Guo-Hong Han, *Xi'an*
 Ming-Liang He, *Hong Kong*
 Peng Hou, *Xi'an*
 Zhao-Hui Huang, *Wuxi*
 Feng Ji, *Hangzhou*
 Simon Law, *Hong Kong*
 Yan-Chang Lei, *Hangzhou*
 Yu-Yuan Li, *Guangzhou*
 Meng-Sen Li, *Haikou*
 Shu-De Li, *Shanghai*
 Zong-Fang Li, *Xi'an*
 Qing-Quan Li, *Shanghai*
 Kang Li, *Lasa*
 Han Liang, *Tianjin*
 Xing'e Liu, *Hangzhou*
 Zheng-Wen Liu, *Xi'an*
 Xiao-Fang Liu, *Yantai*
 Bin Liu, *Tianjin*
 Quan-Da Liu, *Beijing*
 Hai-Feng Liu, *Beijing*
 Fei Liu, *Shanghai*
 Ai-Guo Lu, *Shanghai*
 He-Sheng Luo, *Wuhan*
 Xiao-Peng Ma, *Shanghai*
 Yong Meng, *Shantou*
 Ke-Jun Nan, *Xi'an*
 Siew Chien Ng, *Hong Kong*
 Simon SM Ng, *Hong Kong*
 Zhao-Shan Niu, *Qingdao*
 Di Qu, *Shanghai*
 Ju-Wei Mu, *Beijing*
 Rui-Hua Shi, *Nanjing*
 Bao-Min Shi, *Shanghai*
 Xiao-Dong Sun, *Hangzhou*
 Si-Yu Sun, *Shenyang*
 Guang-Hong Tan, *Haikou*
 Wen-Fu Tang, *Chengdu*
 Anthony YB Teoh, *Hong Kong*
 Wei-Dong Tong, *Chongqing*
 Eric Tse, *Hong Kong*
 Hong Tu, *Shanghai*

Rong Tu, *Haikou*
 Jian-She Wang, *Shanghai*
 Kai Wang, *Jinan*
 Xiao-Ping Wang, *Xianyang*
 Xiu-Yan Wang, *Shanghai*
 Dao-Rong Wang, *Yangzhou*
 De-Sheng Wang, *Xi'an*
 Chun-You Wang, *Wuhan*
 Ge Wang, *Chongqing*
 Xi-Shan Wang, *Harbin*
 Wei-hong Wang, *Beijing*
 Zhen-Ning Wang, *Shenyang*
 Wai Man Raymond Wong, *Hong Kong*
 Chun-Ming Wong, *Hong Kong*
 Jian Wu, *Shanghai*
 Sheng-Li Wu, *Xi'an*
 Wu-Jun Wu, *Xi'an*
 Qing Xia, *Chengdu*
 Yan Xin, *Shenyang*
 Dong-Ping Xu, *Beijing*
 Jian-Min Xu, *Shanghai*
 Wei Xu, *Changchun*
 Ming Yan, *Jinan*
 Xin-Min Yan, *Kunming*
 Yi-Qun Yan, *Shanghai*
 Feng Yang, *Shanghai*
 Yong-Ping Yang, *Beijing*
 He-Rui Yao, *Guangzhou*
 Thomas Yau, *Hong Kong*
 Winnie Yeo, *Hong Kong*
 Jing You, *Kunming*
 Jian-Qing Yu, *Wuhan*
 Ying-Yan Yu, *Shanghai*
 Wei-Zheng Yang, *Chengdu*
 Zong-Ming Zhang, *Beijing*
 Dian-Liang Zhang, *Qingdao*
 Ya-Ping Zhang, *Shijiazhuang*
 You-Cheng Zhang, *Lanzhou*
 Jian-Zhong Zhang, *Beijing*
 Ji-Yuan Zhang, *Beijing*
 Hai-Tao Zhao, *Beijing*
 Jian Zhao, *Shanghai*
 Jian-Hong Zhong, *Nanning*
 Ying-Qiang Zhong, *Guangzhou*
 Ping-Hong Zhou, *Shanghai*
 Yan-Ming Zhou, *Xiamen*
 Tong Zhou, *Nanchong*
 Li-Ming Zhou, *Chengdu*
 Guo-Xiong Zhou, *Nantong*
 Feng-Shang Zhu, *Shanghai*
 Jiang-Fan Zhu, *Shanghai*
 Zhao-Hui Zhu, *Beijing*



Croatia

Tajana Filipec Kanizaj, *Zagreb*
 Mario Tadic, *Zagreb*



Cuba

Damian Casadesus, *Havana*



Czech

Jan Bures, *Hradec Kralove*
 Marcela Kopacova, *Hradec Kralove*

Otto Kucera, *Hradec Kralove*
 Marek Minarik, *Prague*
 Pavel Soucek, *Prague*
 Miroslav Zavoral, *Prague*



Denmark

Vibeke Andersen, *Odense*
 E Michael Danielsen, *Copenhagen*



Egypt

Mohamed MM Abdel-Latif, *Assiut*
 Hussein Atta, *Cairo*
 Ashraf Elbahrawy, *Cairo*
 Mortada Hassan El-Shabrawi, *Cairo*
 Mona El Said El-Raziky, *Cairo*
 Elrashdy M Redwan, *New Borg Alrab*
 Zeinab Nabil Ahmed Said, *Cairo*
 Ragaa HM Salama, *Assiut*
 Maha Maher Shehata, *Mansoura*



Estonia

Margus Lember, *Tartu*
 Tamara Vorobjova, *Tartu*



Finland

Marko Kalliomäki, *Turku*
 Thomas Kietzmann, *Oulu*
 Kaija-Leena Kolho, *Helsinki*
 Eija Korkeila, *Turku*
 Heikki Makisalo, *Helsinki*
 Tanja Pessi, *Tampere*



France

Armando Abergel Clermont, *Ferrand*
 Elie K Chouillard, *Polssy*
 Pierre Cordelier, *Toulouse*
 Pascal P Crenn, *Garches*
 Catherine Daniel, *Lille*
 Fanny Daniel, *Paris*
 Cedric Dray, *Toulouse*
 Benoit Foligne, *Lille*
 Jean-Noel Freund, *Strasbourg*
 Hervé Guillou, *Toulouse*
 Nathalie Janel, *Paris*
 Majid Khatib, *Bordeaux*
 Jacques Marescaux, *Strasbourg*
 Jean-Claude Marie, *Paris*
 Driffa Moussata, *Pierre Benite*
 Hang Nguyen, *Clermont-Ferrand*
 Hugo Perazzo, *Paris*
 Alain L Servin, *Chatenay-Malabry*
 Chang Xian Zhang, *Lyon*



Germany

Stavros A Antoniou, *Monchengladbach*
 Erwin Biecker, *Siegburg*
 Hubert E Blum, *Freiburg*

Thomas Bock, *Berlin*
 Katja Breitkopf-Heinlein, *Mannheim*
 Elke Cario, *Essen*
 Güralp Onur Ceyhan, *Munich*
 Angel Cid-Arregui, *Heidelberg*
 Michael Clemens Roggendorf, *München*
 Christoph F Dietrich, *Bad Mergentheim*
 Valentin Fuhrmann, *Hamburg*
 Nikolaus Gassler, *Aachen*
 Andreas Geier, *Wuerzburg*
 Markus Gerhard, *Munich*
 Anton Gillissen, *Muenster*
 Thorsten Oliver Goetze, *Offenbach*
 Daniel Nils Gotthardt, *Heidelberg*
 Robert Grützmann, *Dresden*
 Thilo Hackert, *Heidelberg*
 Claus Hellerbrand, *Regensburg*
 Harald Peter Hoensch, *Darmstadt*
 Jens Hoeppner, *Freiburg*
 Richard Hummel, *Muenster*
 Jakob Robert Izbicki, *Hamburg*
 Gernot Maximilian Kaiser, *Essen*
 Matthias Kapischke, *Hamburg*
 Michael Keese, *Frankfurt*
 Andrej Khandoga, *Munich*
 Jorg Kleeff, *Munich*
 Alfred Koenigsrainer, *Tuebingen*
 Peter Christopher Konturek, *Saalfeld*
 Michael Linnebacher, *Rostock*
 Stefan Maier, *Kaufbeuren*
 Oliver Mann, *Hamburg*
 Marc E Martignoni, *Munic*
 Thomas Minor, *Bonn*
 Oliver Moeschler, *Osnabrueck*
 Jonas Mudter, *Eutin*
 Sebastian Mueller, *Heidelberg*
 Matthias Ocker, *Berlin*
 Andreas Ommer, *Essen*
 Albrecht Piiper, *Frankfurt*
 Esther Raskopf, *Bonn*
 Christoph Reichel, *Bad Brückenau*
 Elke Roeb, *Giessen*
 Udo Rolle, *Frankfurt*
 Karl-Herbert Schafer, *Zweibrücken*
 Peter Schemmer, *Heidelberg*
 Andreas G Schreyer, *Regensburg*
 Manuel A Silva, *Penzberg*
 Georgios C Sotiropoulos, *Essen*
 Ulrike S Stein, *Berlin*
 Dirk Uhlmann, *Leipzig*
 Michael Weiss, *Halle*
 Hong-Lei Weng, *Mannheim*
 Karsten Wursthorn, *Hamburg*



Greece

Alexandra Alexopoulou, *Athens*
 Nikolaos Antonakopoulos, *Athens*
 Stelios F Assimakopoulos, *Patras*
 Grigoris Chatzimavroudis, *Thessaloniki*
 Evangelos Cholongitas, *Thessaloniki*
 Gregory Christodoulidis, *Larisa*
 George N Dalekos, *Larisa*
 Urania Georgopoulou, *Athens*
 Eleni Gigi, *Thessaloniki*

Stavros Gourgiotis, *Athens*
 Leontios J Hadjileontiadis, *Thessaloniki*
 Thomas Hyphantis, *Ioannina*
 Ioannis Kanellos, *Thessaloniki*
 Stylianos Karatapanis, *Rhodes*
 Michael Koutsilieris, *Athens*
 Spiros D Ladas, *Athens*
 Theodoros K Liakakos, *Athens*
 Emanuel K Manesis, *Athens*
 Spiliot Manolakopoulos, *Athens*
 Gerassimos John Mantzaris, *Athens*
 Athanasios D Marinis, *Piraeus*
 Nikolaos Ioannis Nikiteas, *Athens*
 Konstantinos X Papamichael, *Athens*
 George Sgourakis, *Athens*
 Konstantinos C Thomopoulos, *Patras*
 Konstantinos Triantafyllou, *Athens*
 Christos Triantos, *Patras*
 Georgios Zacharakis, *Athens*
 Petros Zezos, *Alexandroupolis*
 Demosthenes E Ziogas, *Ioannina*



Guatemala

Carlos Maria Parellada, *Guatemala*



Hungary

Mihaly Boros, *Szeged*
 Tamás Decsi, *Pécs*
 Gyula Farkas, *Szeged*
 Andrea Furka, *Debrecen*
 Y vette Mandi, *Szeged*
 Peter L Lakatos, *Budapest*
 Pal Miheller, *Budapest*
 Tamás Molnar, *Szeged*
 Attila Olah, *Gyor*
 Maria Papp, *Debrecen*
 Ferenc Sipos, *Budapest*
 Miklós Tanyi, *Debrecen*
 Tibor Wittmann, *Szeged*



Iceland

Tryggvi Bjorn Stefánsson, *Reykjavík*



India

Brij B Agarwal, *New Delhi*
 Deepak N Amarapurkar, *Mumbai*
 Shams ul Bari, *Srinagar*
 Sriparna Basu, *Varanasi*
 Runu Chakravarty, *Kolkata*
 Devendra C Desai, *Mumbai*
 Nutan D Desai, *Mumbai*
 Suneela Sunil Dhaneshwar, *Pune*
 Radha K Dhiman, *Chandigarh*
 Pankaj Garg, *Mohali*
 Uday C Ghoshal, *Lucknow*
 Kalpesh Jani, *Vadodara*
 Premashis Kar, *New Delhi*
 Jyotdeep Kaur, *Chandigarh*
 Rakesh Kochhar, *Chandigarh*
 Pradyumna K Mishra, *Mumbai*

Asish K Mukhopadhyay, *Kolkata*
 Imtiyaz Murtaza, *Srinagar*
 P Nagarajan, *New Delhi*
 Samiran Nundy, *Delhi*
 Gopal Pande, *Hyderabad*
 Benjamin Perakath, *Vellore*
 Arun Prasad, *New Delhi*
 D Nageshwar Reddy, *Hyderabad*
 Lekha Saha, *Chandigarh*
 Sundeep Singh Saluja, *New Delhi*
 Mahesh Prakash Sharma, *New Delhi*
 Sadiq Saleem Sikora, *Bangalore*
 Sarman Singh, *New Delhi*
 Rajeev Sinha, *Jhansi*
 Rupjyoti Talukdar, *Hyderabad*
 Rakesh Kumar Tandon, *New Delhi*
 Narayanan Thirumoorthy, *Coimbatore*



Indonesia

David Handoyo Muljono, *Jakarta*
 Andi Utama, *Jakarta*



Iran

Arezo Aghakhani, *Tehran*
 Seyed Mohsen Dehghani, *Shiraz*
 Ahad Eshraghian, *Shiraz*
 Hossein Khedmat, *Tehran*
 Sadegh Massarrat, *Tehran*
 Marjan Mohammadi, *Tehran*
 Roja Rahimi, *Tehran*
 Farzaneh Sabahi, *Tehran*
 Majid Sadeghizadeh, *Tehran*
 Farideh Siavoshi, *Tehran*



Ireland

Gary Alan Bass, *Dublin*
 David J Brayden, *Dublin*
 Ronan A Cahill, *Dublin*
 Glen A Doherty, *Dublin*
 Liam J Fanning, *Cork*
 Barry Philip McMahon, *Dublin*
 RossMcManus, *Dublin*
 Dervla O'Malley, *Cork*
 Sinead M Smith, *Dublin*



Israel

Dan Carter, *Ramat Gan*
 Jorge-Shmuel Delgado, *Metar*
 Eli Magen, *Ashdod*
 Nitsan Maharshak, *Tel Aviv*
 Shaul Mordechai, *Beer Sheva*
 Menachem Moshkowitz, *Tel Aviv*
 William Bahij Nseir, *Nazareth*
 Shimon Reif, *Jerusalem*
 Ram Reifen, *Rehovot*
 Ariella Bar-Gil Shitrit, *Jerusalem*
 Noam Shussman, *Jerusalem*
 Igor Sukhotnik, *Haifa*
 Nir Wasserberg, *Petach Tikva*
 Jacob Yahav, *Rehovot*

Doron Levi Zamir, *Gedera*
 Shira Zelber-Sagi, *Haifa*
 Romy Zemel, *Petach-Tikva*



Italy

Ludovico Abenavoli, *Catanzaro*
 Luigi Elio Adinolfi, *Naples*
 Carlo Virginio Agostoni, *Milan*
 Anna Alisi, *Rome*
 Piero Luigi Almasio, *Palermo*
 Donato Francesco Altomare, *Bari*
 Amedeo Amedei, *Florence*
 Pietro Andreone, *Bologna*
 Imerio Angriman, *Padova*
 Vito Annese, *Florence*
 Paolo Aurello, *Rome*
 Salvatore Auricchio, *Naples*
 Gian Luca Baiocchi, *Brescia*
 Gianpaolo Balzano, *Milan*
 Antonio Basoli, *Rome*
 Gabrio Bassotti, *San Sisto*
 Mauro Bernardi, *Bologna*
 Alberto Biondi, *Rome*
 Ennio Biscaldi, *Genova*
 Massimo Bolognesi, *Padua*
 Luigi Bonavina, *Milano*
 Aldo Bove, *Chieti*
 Raffaele Bruno, *Pavia*
 Luigi Bruscianno, *Napoli*
 Giuseppe Cabibbo, *Palermo*
 Carlo Calabrese, *Bologna*
 Daniele Calistri, *Meldola*
 Vincenza Calvaruso, *Palermo*
 Lorenzo Camellini, *Reggio Emilia*
 Marco Candela, *Bologna*
 Raffaele Capasso, *Naples*
 Lucia Carulli, *Modena*
 Renato David Caviglia, *Rome*
 Luigina Cellini, *Chieti*
 Giuseppe Chiarioni, *Verona*
 Claudio Chiesa, *Rome*
 Michele Cicala, *Roma*
 Rachele Ciccocioppo, *Pavia*
 Sandro Contini, *Parma*
 Gaetano Corso, *Foggia*
 Renato Costi, *Parma*
 Alessandro Cucchetti, *Bologna*
 Rosario Cuomo, *Napoli*
 Giuseppe Currò, *Messina*
 Paola De Nardi, *Milano*
 Giovanni D De Palma, *Naples*
 Raffaele De Palma, *Napoli*
 Giuseppina De Petro, *Brescia*
 Valli De Re, *Aviano*
 Paolo De Simone, *Pisa*
 Giuliana Decorti, *Trieste*
 Emanuele Miraglia del Giudice, *Napoli*
 Isidoro Di Carlo, *Catania*
 Matteo Nicola Dario Di Minno, *Naples*
 Massimo Donadelli, *Verona*
 Mirko D'Onofrio, *Verona*
 Maria Pina Dore, *Sassari*
 Luca Elli, *Milano*
 Massimiliano Fabozzi, *Aosta*
 Massimo Falconi, *Ancona*

Ezio Falletto, *Turin*
 Silvia Fargion, *Milan*
 Matteo Fassan, *Verona*
 Gianfranco Delle Fave, *Roma*
 Alessandro Federico, *Naples*
 Francesco Feo, *Sassari*
 Davide Festi, *Bologna*
 Natale Figura, *Siena*
 Vincenzo Formica, *Rome*
 Mirella Fraquelli, *Milan*
 Marzio Frazzoni, *Modena*
 Walter Fries, *Messina*
 Gennaro Galizia, *Naples*
 Andrea Galli, *Florence*
 Matteo Garcovich, *Rome*
 Eugenio Gaudio, *Rome*
 Paola Ghiorzo, *Genoa*
 Edoardo G Giannini, *Genova*
 Luca Gianotti, *Monza*
 Maria Cecilia Giron, *Padova*
 Alberto Grassi, *Rimini*
 Gabriele Grassi, *Trieste*
 Francesco Greco, *Bergamo*
 Luigi Greco, *Naples*
 Antonio Grieco, *Rome*
 Fabio Grizzi, *Rozzano*
 Laurino Grossi, *Pescara*
 Simone Guglielmetti, *Milan*
 Tiberiu Hershcovici, *Jerusalem*
 Calogero Iacono, *Verona*
 Enzo Ierardi, *Bari*
 Amedeo Indriolo, *Bergamo*
 Raffaele Iorio, *Naples*
 Paola Iovino, *Salerno*
 Angelo A Izzo, *Naples*
 Loreta Kondili, *Rome*
 Filippo La Torre, *Rome*
 Giuseppe La Torre, *Rome*
 Giovanni Latella, *L'Aquila*
 Salvatore Leonardi, *Catania*
 Massimo Libra, *Catania*
 Anna Licata, *Palermo*
 Carmela Loguercio, *Naples*
 Amedeo Lonardo, *Modena*
 Carmelo Luigiano, *Catania*
 Francesco Luzzo, *Catanzaro*
 Giovanni Maconi, *Milano*
 Antonio Macrì, *Messina*
 Mariano Malaguarnera, *Catania*
 Francesco Manguso, *Napoli*
 Tommaso Maria Manzia, *Rome*
 Daniele Marrelli, *Siena*
 Gabriele Masselli, *Rome*
 Sara Massironi, *Milan*
 Giuseppe Mazzarella, *Avellino*
 Michele Milella, *Rome*
 Giovanni Milito, *Rome*
 Antonella d'Arminio Monforte, *Milan*
 Fabrizio Montecucco, *Genoa*
 Giovanni Monteleone, *Rome*
 Mario Morino, *Torino*
 Vincenzo La Mura, *Milan*
 Gerardo Nardone, *Naples*
 Riccardo Nascimbeni, *Brescia*
 Gabriella Nesi, *Florence*
 Giuseppe Nigri, *Rome*

Erica Novo, *Turin*
 Veronica Ojetti, *Rome*
 Michele Orditura, *Naples*
 Fabio Pace, *Seriate*
 Lucia Pacifico, *Rome*
 Omero Alessandro Paoluzi, *Rome*
 Valerio Pazienza, *San Giovanni Rotondo*
 Rinaldo Pellicano, *Turin*
 Adriano M Pellicelli, *Rome*
 Nadia Peparini, *Ciampino*
 Mario Pescatori, *Rome*
 Antonio Picardi, *Rome*
 Alberto Pilotto, *Padova*
 Alberto Piperno, *Monza*
 Anna Chiara Piscaglia, *Rome*
 Maurizio Pompili, *Rome*
 Francesca Romana Ponziani, *Rome*
 Cosimo Prantero, *Rome*
 Girolamo Ranieri, *Bari*
 Carlo Ratto, *Tome*
 Barbara Renga, *Perugia*
 Alessandro Repici, *Rozzano*
 Maria Elena Riccioni, *Rome*
 Lucia Ricci-Vitiani, *Rome*
 Luciana Rigoli, *Messina*
 Mario Rizzetto, *Torino*
 Ballarin Roberto, *Modena*
 Roberto G Romanelli, *Florence*
 Claudio Romano, *Messina*
 Luca Roncucci, *Modena*
 Cesare Ruffolo, *Treviso*
 Lucia Sacchetti, *Napoli*
 Rodolfo Sacco, *Pisa*
 Lapo Sali, *Florence*
 Romina Salpini, *Rome*
 Giulio Aniello, *Santoro Treviso*
 Armando Santoro, *Rozzano*
 Edoardo Savarino, *Padua*
 Marco Senzolo, *Padua*
 Annalucia Serafino, *Rome*
 Giuseppe S Sica, *Rome*
 Pierpaolo Sileri, *Rome*
 Cosimo Sperti, *Padua*
 Vincenzo Stanghellini, *Bologna*
 Cristina Stasi, *Florence*
 Gabriele Stocco, *Trieste*
 Roberto Tarquini, *Florence*
 Mario Testini, *Bari*
 Guido Torzilli, *Milan*
 Guido Alberto Massimo, *Tiberio Brescia*
 Giuseppe Toffoli, *Aviano*
 Alberto Tommasini, *Trieste*
 Francesco Tonelli, *Florence*
 Cesare Tosetti Porretta, *Terme*
 Lucio Trevisani, *Cona*
 Guglielmo M Trovato, *Catania*
 Mariapia Vairetti, *Pavia*
 Luca Vittorio Valenti, *Milano*
 Mariateresa T Ventura, *Bari*
 Giuseppe Verlato, *Verona*
 Marco Vivarelli, *Ancona*
 Giovanni Li Volti, *Catania*
 Giuseppe Zanotti, *Padua*
 Vincenzo Zara, *Lecce*
 Gianguglielmo Zehender, *Milan*
 Anna Linda Zignego, *Florence*
 Rocco Antonio Zoccali, *Messina*

Angelo Zullo, *Rome*



Japan

Yasushi Adachi, *Sapporo*
 Takafumi Ando, *Nagoya*
 Masahiro Arai, *Tokyo*
 Makoto Arai, *Chiba*
 Takaaki Arigami, *Kagoshima*
 Itaru Endo, *Yokohama*
 Munechika Enjoji, *Fukuoka*
 Shunji Fujimori, *Tokyo*
 Yasuhiro Fujino, *Akashi*
 Toshiyoshi Fujiwara, *Okayama*
 Yosuke Fukunaga, *Tokyo*
 Toshio Fukusato, *Tokyo*
 Takahisa Furuta, *Hamamatsu*
 Osamu Handa, *Kyoto*
 Naoki Hashimoto, *Osaka*
 Yoichi Hiasa, *Toon*
 Masatsugu Hiraki, *Saga*
 Satoshi Hirano, *Sapporo*
 Keiji Hirata, *Fukuoka*
 Toru Hiyama, *Higashihiroshima*
 Akira Hokama, *Nishihara*
 Shu Hoteya, *Tokyo*
 Masao Ichinose, *Wakayama*
 Tatsuya Ide, *Kurume*
 Masahiro Iizuka, *Akita*
 Toshiro Iizuka, *Tokyo*
 Kenichi Ikejima, *Tokyo*
 Tetsuya Ikemoto, *Tokushima*
 Hiroyuki Imaeda, *Saitama*
 Atsushi Imagawa, *Kan-onji*
 Hiroo Imazu, *Tokyo*
 Shuji Isaji, *Tsu*
 Toru Ishikawa, *Niigata*
 Toshiyuki Ishiwata, *Tokyo*
 Soichi Itaba, *Kitakyushu*
 Yoshiaki Iwasaki, *Okayama*
 Tatehiro Kagawa, *Isehara*
 Satoru Kakizaki, *Maebashi*
 Naomi Kakushima, *Shizuoka*
 Terumi Kamisawa, *Tokyo*
 Akihide Kamiya, *Isehara*
 Osamu Kanauchi, *Tokyo*
 Tatsuo Kanda, *Chiba*
 Shin Kariya, *Okayama*
 Shigeyuki Kawa, *Matsumoto*
 Takumi Kawaguchi, *Kurume*
 Takashi Kawai, *Tokyo*
 Soo Ryang Kim, *Kobe*
 Shinsuke Kiriya, *Gunma*
 Tsuneo Kitamura, *Urayasu*
 Masayuki Kitano, *Osakasayama*
 Hirotoshi Kobayashi, *Tokyo*
 Hironori Koga, *Kurume*
 Takashi Kojima, *Sapporo*
 Satoshi Kokura, *Kyoto*
 Shuhei Komatsu, *Kyoto*
 Tadashi Kondo, *Tokyo*
 Yasuteru Kondo, *Sendai*
 Yasuhiro Kuramitsu, *Yamaguchi*
 Yukinori Kurokawa, *Osaka*
 Shin Maeda, *Yokohama*
 Koutarou Maeda, *Toyoake*

Hitoshi Maruyama, *Chiba*
 Atsushi Masamune, *Sendai*
 Hiroyuki Matsubayashi, *Suntogun*
 Akihisa Matsuda, *Inzai*
 Hirofumi Matsui, *Tsukuba*
 Akira Matsumori, *Kyoto*
 Yoichi Matsuo, *Nagoya*
 Y Matsuzaki, *Ami*
 Toshihiro Mitaka, *Sapporo*
 Kouichi Miura, *Akita*
 Shinichi Miyagawa, *Matumoto*
 Eiji Miyoshi, *Suita*
 Toru Mizuguchi, *Sapporo*
 Nobumasa Mizuno, *Nagoya*
 Zenichi Morise, *Nagoya*
 Tomohiko Moriyama, *Fukuoka*
 Kunihiko Murase, *Tusima*
 Michihiro Mutoh, *Tsukiji*
 Akihito Nagahara, *Tokyo*
 Hikaru Nagahara, *Tokyo*
 Hidenari Nagai, *Tokyo*
 Koichi Nagata, *Shimotsuke-shi*
 Masaki Nagaya, *Kawasaki*
 Hisato Nakajima, *Nishi-Shinbashi*
 Toshifusa Nakajima, *Tokyo*
 Hiroshi Nakano, *Kawasaki*
 Hiroshi Nakase, *Kyoto*
 Toshiyuki Nakayama, *Nagasaki*
 Takahiro Nakazawa, *Nagoya*
 Shoji Natsugoe, *Kagoshima City*
 Tsutomu Nishida, *Suita*
 Shuji Nomoto, *Naogya*
 Sachiyo Nomura, *Tokyo*
 Takeshi Ogura, *Takatsukishi*
 Nobuhiro Ohkohchi, *Tsukuba*
 Toshifumi Ohkusa, *Kashiwa*
 Hirohide Ohnishi, *Akita*
 Teruo Okano, *Tokyo*
 Satoshi Osawa, *Hamamatsu*
 Motoyuki Otsuka, *Tokyo*
 Michitaka Ozaki, *Sapporo*
 Satoru Saito, *Yokohama*
 Naoaki Sakata, *Sendai*
 Ken Sato, *Maebashi*
 Toshiro Sato, *Tokyo*
 Tomoyuki Shibata, *Toyoake*
 Tomohiko Shimatani, *Kure*
 Yukihiro Shimizu, *Nanto*
 Tadashi Shimoyama, *Hirosaki*
 Masayuki Sho, *Nara*
 Ikuo Shoji, *Kobe*
 Atsushi Sofuni, *Tokyo*
 Takeshi Suda, *Niigata*
 M Sugimoto, *Hamamatsu*
 Ken Sugimoto, *Hamamatsu*
 Haruhiko Sugimura, *Hamamatsu*
 Shoichiro Sumi, *Kyoto*
 Hidekazu Suzuki, *Tokyo*
 Masahiro Tajika, *Nagoya*
 Hitoshi Takagi, *Takasaki*
 Toru Takahashi, *Niigata*
 Yoshihisa Takahashi, *Tokyo*
 Shinsuke Takeno, *Fukuoka*
 Akihiro Tamori, *Osaka*
 Kyosuke Tanaka, *Tsu*
 Shinji Tanaka, *Hiroshima*

Atsushi Tanaka, *Tokyo*
 Yasuhito Tanaka, *Nagoya*
 Shinji Tanaka, *Tokyo*
 Minoru Tomizawa, *Yotsukaido City*
 Kyoko Tsukiyama-Kohara, *Kagoshima*
 Takuya Watanabe, *Niigata*
 Kazuhiro Watanabe, *Sendai*
 Satoshi Yamagiwa, *Niigata*
 Takayuki Yamamoto, *Yokkaichi*
 Hiroshi Yamamoto, *Otsu*
 Kosho Yamanouchi, *Nagasaki*
 Ichiro Yasuda, *Gifu*
 Yutaka Yata, *Maebashi-city*
 Shin-ichi Yokota, *Sapporo*
 Norimasa Yoshida, *Kyoto*
 Hiroshi Yoshida, *Tama-City*
 Hitoshi Yoshiji, *Kashihara*
 Kazuhiko Yoshimatsu, *Tokyo*
 Kentaro Yoshioka, *Toyoake*
 Nobuhiro Zaima, *Nara*



Jordan

Khaled Ali Jadallah, *Irbid*



Kuwait

Islam Khan, *Kuwait*



Lebanon

Bassam N Abboud, *Beirut*
 Kassem A Barada, *Beirut*
 Marwan Ghosn, *Beirut*
 Iyad A Issa, *Beirut*
 Fadi H Mourad, *Beirut*
 AIA Sharara, *Beirut*
 Rita Slim, *Beirut*



Lithuania

Antanas Mickevicius, *Kaunas*



Malaysia

Huck Joo Tan, *Petaling Jaya*



Mexico

Richard A Awad, *Mexico City*
 Carlos R Camara-Lemarroy, *Monterrey*
 Norberto C Chavez-Tapia, *Mexico City*
 Wolfgang Gaertner, *Mexico City*
 Diego Garcia-Compean, *Monterrey*
 Arturo Panduro, *Guadalajara*
 OT Teramoto-Matsubara, *Mexico City*
 Felix Tellez-Avila, *Mexico City*
 Omar Vergara-Fernandez, *Mexico City*
 Saúl Villa-Trevino, *Cuidad de México*



Morocco

Samir Ahboucha, *Khouribga*



Netherlands

Robert J de Knegt, *Rotterdam*
 Tom Johannes Gerardus Gevers, *Nijmegen*
 Menno Hoekstra, *Leiden*
 BW Marcel Spanier, *Arnhem*
 Karel van Erpecum, *Utrecht*



New Zealand

Leo K Cheng, *Auckland*
 Andrew Stewart Day, *Christchurch*
 Jonathan Barnes Koea, *Auckland*
 Max Petrov, *Auckland*



Nigeria

Olufunmilayo Adenike Lesi, *Lagos*
 Jesse Abiodun Otegbayo, *Ibadan*
 Stella Ifeanyi Smith, *Lagos*



Norway

Trond Berg, *Oslo*
 Trond Arnulf Buanes, *Krokkleiva*
 Thomas de Lange, *Rud*
 Magdy El-Salhy, *Stord*
 Rasmus Goll, *Tromso*
 Dag Arne Lihaug Hoff, *Aalesund*



Pakistan

Zaigham Abbas, *Karachi*
 Usman A Ashfaq, *Faisalabad*
 Muhammad Adnan Bawany, *Hyderabad*
 Muhammad Idrees, *Lahore*
 Saeed Sadiq Hamid, *Karachi*
 Yasir Waheed, *Islamabad*



Poland

Thomas Brzozowski, *Cracow*
 Magdalena Chmiela, *Lodz*
 Krzysztof Jonderko, *Sosnowiec*
 Anna Kasicka-Jonderko, *Sosnowiec*
 Michal Kukla, *Katowice*
 Tomasz Hubert Mach, *Krakow*
 Agata Mulak, *Wroclaw*
 Danuta Owczarek, *Kraków*
 Piotr Socha, *Warsaw*
 Piotr Stalke, *Gdansk*
 Julian Teodor Swierczynski, *Gdansk*
 Anna M Zawilak-Pawlik, *Wroclaw*



Portugal

Marie Isabelle Cremers, *Setubal*
 Ceu Figueiredo, *Porto*
 Ana Isabel Lopes, *Lisbon*
 M Paula Macedo, *Lisboa*
 Ricardo Marcos, *Porto*
 Rui T Marinho, *Lisboa*
 Guida Portela-Gomes, *Estoril*

Filipa F Vale, *Lisbon*



Puerto Rico

Caroline B Appleyard, *Ponce*



Qatar

Abdulbari Bener, *Doha*



Romania

Mihai Ciocirlan, *Bucharest*

Dan Lucian Dumitrascu, *Cluj-Napoca*

Carmen Fierbinteanu-Braticevici, *Bucharest*

Romeo G Mihaila, *Sibiu*

Lucian Negreanu, *Bucharest*

Adrian Saftoiu, *Craiova*

Andrada Seicean, *Cluj-Napoca*

Ioan Sporea, *Timisoara*

Letitia Adela Maria Streba, *Craiova*

Anca Trifan, *Iasi*



Russia

Victor Pasechnikov, *Stavropol*

Vasiliy Ivanovich Reshetnyak, *Moscow*

Vitaly Skoropad, *Obninsk*



Saudi Arabia

Abdul-Wahed N Meshikhes, *Dammam*

M Ezzedien Rabie, *Khamis Mushait*



Singapore

Brian KP Goh, *Singapore*

Richie Soong, *Singapore*

Ker-Kan Tan, *Singapore*

Kok-Yang Tan, *Singapore*

Yee-Joo Tan, *Singapore*

Mark Wong, *Singapore*

Hong Ping Xia, *Singapore*



Slovenia

Matjaz Homan, *Ljubljana*

Martina Perse, *Ljubljana*



South Korea

Sang Hoon Ahn, *Seoul*

Seung Hyuk Baik, *Seoul*

Soon Koo Baik, *Wonju*

Soo-Cheon Chae, *Iksan*

Byung-Ho Choe, *Daegu*

Suck Chei Choi, *Iksan*

Hoon Jai Chun, *Seoul*

Yeun-Jun Chung, *Seoul*

Young-Hwa Chung, *Seoul*

Ki-Baik Hahm, *Seongnam*

Sang Young Han, *Busan*

Seok Joo Han, *Seoul*

Seung-Heon Hong, *Iksan*

Jin-Hyeok Hwang, *Seoungnam*

Jeong Won Jang, *Seoul*

Jin-Young Jang, *Seoul*

Dae-Won Jun, *Seoul*

Young Do Jung, *Kwangju*

Gyeong Hoon Kang, *Seoul*

Sung-Bum Kang, *Seoul*

Koo Jeong Kang, *Daegu*

Ki Mun Kang, *Jinju*

Chang Moo Kang, *Seodaemun-gu*

Gwang Ha Kim, *Busan*

Sang Soo Kim, *Goyang-si*

Jin Cheon Kim, *Seoul*

Tae Il Kim, *Seoul*

Jin Hong Kim, *Suwon*

Kyung Mo Kim, *Seoul*

Kyongmin Kim, *Suwon*

Hyung-Ho Kim, *Seongnam*

Seoung Hoon Kim, *Goyang*

Sang Il Kim, *Seoul*

Hyun-Soo Kim, *Wonju*

Jung Mogg Kim, *Seoul*

Dong Yi Kim, *Gwangju*

Kyun-Hwan Kim, *Seoul*

Jong-Han Kim, *Ansan*

Sang Wun Kim, *Seoul*

Ja-Lok Ku, *Seoul*

Kyu Taek Lee, *Seoul*

Hae-Wan Lee, *Chuncheon*

Inchul Lee, *Seoul*

Jung Eun Lee, *Seoul*

Sang Chul Lee, *Daejeon*

Song Woo Lee, *Ansan-si*

Hyuk-Joon Lee, *Seoul*

Seong-Wook Lee, *Yongin*

Kil Yeon Lee, *Seoul*

Jong-Inn Lee, *Seoul*

Kyung A Lee, *Seoul*

Jong-Baeck Lim, *Seoul*

Eun-Yi Moon, *Seoul*

SH Noh, *Seoul*

Seung Woon Paik, *Seoul*

Won Sang Park, *Seoul*

Sung-Joo Park, *Iksan*

Kyung Sik Park, *Daegu*

Se Hoon Park, *Seoul*

Yoonkyung Park, *Gwangju*

Seung-Wan Ryu, *Daegu*

Il Han Song, *Cheonan*

Myeong Jun Song, *Daejeon*

Yun Kyoung Yim, *Daejeon*

Dae-Yeul Yu, *Daejeon*



Spain

Mariam Aguas, *Valencia*

Raul J Andrade, *Málaga*

Antonio Arroyo, *Elche*

Josep M Bordas, *Barcelona*

Lisardo Boscá, *Madrid*

Ricardo Robles Campos, *Murcia*

Jordi Camps, *Reus*

Carlos Cervera, *Barcelona*

Alfonso Clemente, *Granada*

Pilar Codoner-Franch, *Valencia*

Fernando J Corrales, *Pamplona*

Fermin Sánchez de Medina, *Granada*

Alberto Herreros de Tejada, *Majadahonda*

Enrique de-Madaria, *Alicante*

JE Dominguez-Munoz, *Santiago de Compostela*

Vicente Felipo, *Valencia*

CM Fernandez-Rodriguez, *Madrid*

Carmen Frontela-Saseta, *Murcia*

Julio Galvez, *Granada*

Maria Teresa García, *Vigo*

MI Garcia-Fernandez, *Málaga*

Emilio Gonzalez-Reimers, *La Laguna*

Marcel Jimenez, *Bellaterra*

Angel Lanas, *Zaragoza*

Juan Ramón Larrubia, *Guadalajara*

Antonio Lopez-Sanroman, *Madrid*

Vicente Lorenzo-Zuniga, *Badalona*

Alfredo J Lucendo, *Tomelloso*

Vicenta Soledad Martinez-Zorzano, *Vigo*

José Manuel Martin-Villa, *Madrid*

Julio Mayol, *Madrid*

Manuel Morales-Ruiz, *Barcelona*

Alfredo Moreno-Egea, *Murcia*

Albert Pares, *Barcelona*

Maria Pellise, *Barcelona*

José Perea, *Madrid*

Miguel Angel Plaza, *Zaragoza*

María J Pozo, *Cáceres*

Enrique Quintero, *La Laguna*

Jose M Ramia, *Madrid*

Francisco Rodriguez-Frias, *Barcelona*

Silvia Ruiz-Gaspa, *Barcelona*

Xavier Serra-Aracil, *Barcelona*

Vincent Soriano, *Madrid*

Javier Suarez, *Pamplona*

Carlos Taxonera, *Madrid*

M Isabel Torres, *Jaén*

Manuel Vazquez-Carrera, *Barcelona*

Benito Velayos, *Valladolid*

Silvia Vidal, *Barcelona*



Sri Lanka

Arjuna Priyadarsin De Silva, *Colombo*



Sudan

Ishag Adam, *Khartoum*



Sweden

Roland G Andersson, *Lund*

Bergthor Björnsson, *Linköping*

Johan Christopher Bohr, *Örebro*

Mauro D'Amato, *Stockholm*

Thomas Franzen, *Norrköping*

Evangelos Kalaitzakis, *Lund*

Riadh Sadik, *Gothenburg*

Per Anders Sandstrom, *Linköping*

Ervin Toth, *Malmö*

Konstantinos Tsimogiannis, *Vasteras*

Apostolos V Tsolakis, *Uppsala*

**Switzerland**

Gieri Cathomas, *Liestal*
Jean Louis Frossard, *Geneve*
Christian Toso, *Geneva*
Stephan Robert Vavricksa, *Zurich*
Dominique Velin, *Lausanne*

**Thailand**

Thawatchai Akaraviputh, *Bangkok*
P Yoysungnoen Chintana, *Pathumthani*
Veerapol Kukongviriyapan, *Muang*
Vijitra Leardkamolkarn, *Bangkok*
Varut Lohsiriwat, *Bangkok*
Somchai Pinlaor, *Khaon Kaen*
D Wattanasirichaigoon, *Bangkok*

**Trinidad and Tobago**

B Shivananda Nayak, *Mount Hope*

**Tunisia**

Ibtissem Ghedira, *Sousse*
Lilia Zouiten-Mekki, *Tunis*

**Turkey**

Inci Alican, *Istanbul*
Mustafa Altindis, *Sakarya*
Mutay Aslan, *Antalya*
Oktar Asoglu, *Istanbul*
Yasemin Hatice Balaban, *Istanbul*
Metin Basaranoglu, *Ankara*
Yusuf Bayraktar, *Ankara*
Süleyman Bayram, *Adiyaman*
Ahmet Bilici, *Istanbul*
Ahmet Sedat Boyacioglu, *Ankara*
Züleyha Akkan Cetinkaya, *Kocaeli*
Cavit Col, *Bolu*
Yasar Colak, *Istanbul*
Cagatay Erden Daphan, *Kirikkale*
Mehmet Demir, *Hatay*
Ahmet Merih Dobrucali, *Istanbul*
Gülüm Ozlem Elpek, *Antalya*
Ayse Basak Engin, *Ankara*
Eren Ersoy, *Ankara*
Osman Ersoy, *Ankara*
Yusuf Ziya Erzin, *Istanbul*
Mukaddes Esrefoglu, *Istanbul*
Levent Filik, *Ankara*
Ozgur Harmanaci, *Ankara*
Koray Hekimoglu, *Ankara*
Abdurrahman Kadayifci, *Gaziantep*
Cem Kalayci, *Istanbul*
Selin Kapan, *Istanbul*
Huseyin Kayadibi, *Adana*
Sabahattin Kaymakoglu, *Istanbul*
Metin Kement, *Istanbul*
Mevlut Kurt, *Bolu*
Resat Ozaras, *Istanbul*
Elvan Ozbek, *Adapazari*

Cengiz Ozcan, *Mersin*
Hasan Ozen, *Ankara*
Halil Ozguc, *Bursa*
Mehmet Ozturk, *Izmir*
Orhan V Ozkan, *Sakarya*
Semra Paydas, *Adana*
Ozlem Durmaz Suoglu, *Istanbul*
Ilker Tasci, *Ankara*
Müge Tecder-ünal, *Ankara*
Mesut Tez, *Ankara*
Serdar Topaloglu, *Trabzon*
Murat Toruner, *Ankara*
Gokhan Tumgor, *Adana*
Oguz Uskudar, *Adana*
Mehmet Yalniz, *Elazig*
Mehmet Yaman, *Elazig*
Veli Yazisiz, *Antalya*
Yusuf Yilmaz, *Istanbul*
Ozlem Yilmaz, *Izmir*
Oya Yucel, *Istanbul*
Ilhami Yuksel, *Ankara*

**United Kingdom**

Nadeem Ahmad Afzal, *Southampton*
Navneet K Ahluwalia, *Stockport*
Yeng S Ang, *Lancashire*
Ramesh P Arasaradnam, *Coventry*
Ian Leonard Phillip Beales, *Norwich*
John Beynon, *Swansea*
Barbara Braden, *Oxford*
Simon Bramhall, *Birmingham*
Geoffrey Burnstock, *London*
Ian Chau, *Sutton*
Thean Soon Chew, *London*
Helen G Coleman, *Belfast*
Anil Dhawan, *London*
Sunil Dolwani, *Cardiff*
Piers Gatenby, *London*
Anil T George, *London*
Pasquale Giordano, *London*
Paul Henderson, *Edinburgh*
Georgina Louise Hold, *Aberdeen*
Stefan Hubscher, *Birmingham*
Robin D Hughes, *London*
Nusrat Husain, *Manchester*
Matt W Johnson, *Luton*
Konrad Koss, *Macclesfield*
Anastasios Koulaouzidis, *Edinburgh*
Simon Lal, *Salford*
John S Leeds, *Aberdeen*
JK K Limdi, *Manchester*
Hongxiang Liu, *Cambridge*
Michael Joseph McGarvey, *London*
Michael Anthony Mendall, *London*
Alexander H Mirnezami, *Southampton*
J Bernadette Moore, *Guildford*
Claudio Nicoletti, *Norwich*
Savvas Papagrigoriadis, *London*
Sylvia LF Pender, *Southampton*
David Mark Pritchard, *Liverpool*
James A Ross, *Edinburgh*
Kamran Rostami, *Worcester*
Xiong Z Ruan, *London*
Frank I Tovey, *London*
Dhiraj Tripathi, *Birmingham*

Vamsi R Velchuru, *Great Yarmouth*
Nicholas T Ventham, *Edinburgh*
Diego Vergani, *London*
Jack Westwood Winter, *Glasgow*
Terence Wong, *London*
Ling Yang, *Oxford*

**United States**

Daniel E Abbott, *Cincinnati*
Ghassan K Abou-Alfa, *New York*
Julian Abrams, *New York*
David William Adelson, *Los Angeles*
Jonathan Steven Alexander, *Shreveport*
Tauseef Ali, *Oklahoma City*
Mohamed R Ali, *Sacramento*
Rajagopal N Aravalli, *Minneapolis*
Hassan Ashktorab, *Washington*
Shashi Bala, *Worcester*
Charles F Barish, *Raleigh*
P Patrick Basu, *New York*
Robert L Bell, *Berkeley Heights*
David Bentrem, *Chicago*
Henry J Binder, *New Haven*
Joshua Bleier, *Philadelphia*
Wojciech Blonski, *Johnson City*
Kenneth Boorum, *Corvallis*
Brian Boulay, *Chicago*
Carla W Brady, *Durham*
Kyle E Brown, *Iowa City*
Adeel A Butt, *Pittsburgh*
Weibiao Cao, *Providence*
Andrea Castillo, *Cheney*
Fernando J Castro, *Weston*
Adam S Cheifetz, *Boston*
Xiaoxin Luke Chen, *Durham*
Ramsey Cheung, *Palo Alto*
Parimal Chowdhury, *Little Rock*
Edward John Ciccio, *New York*
Dahn L Clemens, *Omaha*
Yingzi Cong, *Galveston*
Laura Iris Cosen-Binker, *Boston*
Joseph John Cullen, *Iowa*
Mark J Czaja, *Bronx*
Mariana D Dabeva, *Bronx*
Christopher James Damman, *Seattle*
Isabelle G De Plaen, *Chicago*
Punita Dhawan, *Nashville*
Hui Dong, *La Jolla*
Wael El-Rifai, *Nashville*
Sukru H Emre, *New Haven*
Paul Feuerstadt, *Hamden*
Josef E Fischer, *Boston*
Laurie N Fishman, *Boston*
Joseph Che Forbi, *Atlanta*
Temitope Foster, *Atlanta*
Amy E Foxx-Orenstein, *Scottsdale*
Daniel E Freedberg, *New York*
Shai Friedland, *Palo Alto*
Virgilio George, *Indianapolis*
Ajay Goel, *Dallas*
Oliver Grundmann, *Gainesville*
Stefano Guandalini, *Chicago*
Chakshu Gupta, *St. Joseph*
Grigoriy E Gurvits, *New York*

Xiaonan Han, *Cincinnati*
 Mohamed Hassan, *Jackson*
 Martin Hauer-Jensen, *Little Rock*
 Koichi Hayano, *Boston*
 Yingli Hee, *Atlanta*
 Samuel B Ho, *San Diego*
 Jason Ken Hou, *Houston*
 Lifang Hou, *Chicago*
 K-Qin Hu, *Orange*
 Jamal A Ibdah, *Columbia*
 Robert Thomas Jensen, *Bethesda*
 Huanguang "Charlie" Jia, *Gainesville*
 Rome Jutabha, *Los Angeles*
 Andreas M Kaiser, *Los Angeles*
 Avinash Kambadakone, *Boston*
 David Edward Kaplan, *Philadelphia*
 Randeep Kashyap, *Rochester*
 Rashmi Kaul, *Tulsa*
 Ali Keshavarzian, *Chicago*
 Amir Maqbul Khan, *Marshall*
 Nabeel Hasan Khan, *New Orleans*
 Sahil Khanna, *Rochester*
 Kusum K Kharbanda, *Omaha*
 Hyun Sik Kim, *Pittsburgh*
 Joseph Kim, *Duarte*
 Jae S Kim, *Gainesville*
 Miran Kim, *Providence*
 Timothy R Koch, *Washington*
 Burton I Korelitz, *New York*
 Betsy Kren, *Minneapolis*
 Shiu-Ming Kuo, *Buffalo*
 Michelle Lai, *Boston*
 Andreas Larentzakis, *Boston*
 Edward Wolfgang Lee, *Los Angeles*
 Daniel A Leffler, *Boston*
 Michael Leitman, *New York*
 Suthat Liangpunsakul, *Indianapolis*
 Joseph K Lim, *New Haven*
 Elaine Y Lin, *Bronx*
 Henry C Lin, *Albuquerque*
 Rohit Loomba, *La Jolla*
 James David Luketich, *Pittsburgh*

Li Ma, *Stanford*
 Mohammad F Madhoun, *Oklahoma City*
 Thomas C Mahl, *Buffalo*
 Ashish Malhotra, *Bettendorf*
 Pranoti Mandrekar, *Worcester*
 John Marks, *Wynnewood*
 Wendy M Mars, *Pittsburgh*
 Julien Vahe Matricon, *San Antonio*
 Craig J McClain, *Louisville*
 Tamir Miloh, *Phoenix*
 Ayse Leyla Mindikoglu, *Baltimore*
 Huanbiao Mo, *Denton*
 Klaus Monkemuller, *Birmingham*
 John Morton, *Stanford*
 Adnan Muhammad, *Tampa*
 Michael J Nowicki, *Jackson*
 Patrick I Okolo, *Baltimore*
 Giuseppe Orlando, *Winston Salem*
 Natalia A Osona, *Omaha*
 Virendra N Pandey, *Newark*
 Mansour A Parsi, *Cleveland*
 Michael F Picco, *Jacksonville*
 Daniel S Pratt, *Boston*
 Xiaofa Qin, *Newark*
 Janardan K Reddy, *Chicago*
 Victor E Reyes, *Galveston*
 Jon Marc Rhoads, *Houston*
 Giulia Roda, *New York*
 Jean-Francois Armand Rossignol, *Tampa*
 Paul A Rufo, *Boston*
 Madhusudana Girija Sanal, *New York*
 Miguel Saps, *Chicago*
 Sushil Sarna, *Galveston*
 Ann O Scheimann, *Baltimore*
 Bernd Schnabl, *La Jolla*
 Matthew J Schuchert, *Pittsburgh*
 Ekihiro Seki, *La Jolla*
 Chanjuan Shi, *Nashville*
 David Quan Shih, *Los Angeles*
 Shadab A Siddiqi, *Orlando*
 William B Silverman, *Iowa City*
 Shashideep Singhal, *New York*

Bronislaw L Slomiany, *Newark*
 Steven F Solga, *Bethlehem*
 Byoung-Joon Song, *Bethesda*
 Dario Sorrentino, *Roanoke*
 Scott R Steele, *Fort Lewis*
 Branko Stefanovic, *Tallahassee*
 Arun Swaminath, *New York*
 Kazuaki Takabe, *Richmond*
 Naoki Tanaka, *Bethesda*
 Hans Ludger Tillmann, *Durham*
 George Triadafilopoulos, *Stanford*
 John Richardson Thompson, *Nashville*
 Andrew Ukleja, *Weston*
 Miranda AL van Tilburg, *Chapel Hill*
 Gilberto Vaughan, *Atlanta*
 Vijayakumar Velu, *Atlanta*
 Gebhard Wagener, *New York*
 Kasper Saonun Wang, *Los Angeles*
 Xiangbing Wang, *New Brunswick*
 Daoyan Wei, *Houston*
 Theodore H Welling, *Ann Arbor*
 C Mel Wilcox, *Birmingham*
 Jacqueline Lee Wolf, *Boston*
 Laura Ann Woollett, *Cincinnati*
 Harry Hua-Xiang Xia, *East Hanover*
 Wen Xie, *Pittsburgh*
 Guang Yu Yang, *Chicago*
 Michele T Yip-Schneider, *Indianapolis*
 Sam Zakhari, *Bethesda*
 Kezhong Zhang, *Detroit*
 Huiping Zhou, *Richmond*
 Xiao-Jian Zhou, *Cambridge*
 Richard Zubarik, *Burlington*



Venezuela

Miguel Angel Chiurillo, *Barquisimeto*



Vietnam

Van Bang Nguyen, *Hanoi*



EDITORIAL

- 5645 Direct-acting antiviral agents against hepatitis C virus and lipid metabolism

Kanda T, Moriyama M

REVIEW

- 5650 Liquid biopsy in patients with hepatocellular carcinoma: Circulating tumor cells and cell-free nucleic acids

Okajima W, Komatsu S, Ichikawa D, Miyamae M, Ohashi T, Imamura T, Kiuchi J, Nishibeppu K, Arita T, Konishi H, Shiozaki A, Moriumura R, Ikoma H, Okamoto K, Otsuji E

ORIGINAL ARTICLE

Basic Study

- 5669 Fluctuation of zonulin levels in blood vs stability of antibodies

Vojdani A, Vojdani E, Kharrazian D

- 5680 Effects of albumin/glutaraldehyde glue on healing of colonic anastomosis in rats

Despoudi K, Mantzoros I, Ioannidis O, Cheva A, Antoniou N, Konstantaras D, Symeonidis S, Pramateftakis MG, Kotidis E, Angelopoulos S, Tsalis K

- 5692 Cytoplasmic domain of tissue factor promotes liver fibrosis in mice

Knight V, Lourensz D, Tchongue J, Correia J, Tipping P, Sievert W

- 5700 *Schistosoma japonicum* attenuates dextran sodium sulfate-induced colitis in mice *via* reduction of endoplasmic reticulum stress

Liu Y, Ye Q, Liu YL, Kang J, Chen Y, Dong WG

- 5713 Metabolomic profiling for identification of metabolites and relevant pathways for taurine in hepatic stellate cells

Deng X, Liang XQ, Lu FG, Zhao XF, Fu L, Liang J

- 5722 Protective effects of *Foeniculum vulgare* root bark extract against carbon tetrachloride-induced hepatic fibrosis in mice

Zhang C, Tian X, Zhang K, Li GY, Wang HY, Wang JH

Retrospective Cohort Study

- 5732 Hypothesized summative anal physiology score correlates but poorly predicts incontinence severity

Young CJ, Zahid A, Koh CE, Young JM

- 5739 Minor endoscopic sphincterotomy followed by large balloon dilation for large choledocholith treatment
Xu XD, Chen B, Dai JJ, Qian JQ, Xu CF
- 5746 Diagnostic value of FIB-4, aspartate aminotransferase-to-platelet ratio index and liver stiffness measurement in hepatitis B virus-infected patients with persistently normal alanine aminotransferase
Tan YW, Zhou XB, Ye Y, He C, Ge GH
- Retrospective Study**
- 5755 Accuracy of endoscopic ultrasound-guided tissue acquisition in the evaluation of lymph node enlargement in the absence of an on-site pathologist
Chin YK, Iglesias-Garcia J, de la Iglesia D, Lariño-Noia J, Abdulkader-Nallib I, Lázare H, Rebolledo Olmedo S, Dominguez-Muñoz JE
- 5764 Doublecortin and CaM kinase-like-1 as an independent poor prognostic factor for resected pancreatic carcinoma
Nishio K, Kimura K, Amano R, Nakata B, Yamazoe S, Ohira G, Miura K, Kametani N, Tanaka H, Muguruma K, Hirakawa K, Ohira M
- 5773 Study to determine guidelines for pediatric colonoscopy
Yoshioka S, Takedatsu H, Fukunaga S, Kuwaki K, Yamasaki H, Yamauchi R, Mori A, Kawano H, Yanagi T, Mizuochi T, Ushijima K, Mitsuyama K, Tsuruta O, Torimura T
- 5780 Postoperative changes of manometry after restorative proctocolectomy in Korean ulcerative colitis patients
Oh SH, Yoon YS, Lee JL, Kim CW, Park IJ, Lim SB, Yu CS, Kim JC
- 5787 Threonine and tyrosine kinase may serve as a prognostic biomarker for gallbladder cancer
Xie Y, Lin JZ, Wang AQ, Xu WY, Long JY, Luo YF, Shi J, Liang ZY, Sang XT, Zhao HT
- 5798 Simple instruments facilitating achievement of transanal total mesorectal excision in male patients
Xu C, Song HY, Han SL, Ni SC, Zhang HX, Xing CG
- 5809 Donor-derived infections among Chinese donation after cardiac death liver recipients
Ye QF, Zhou W, Wan QQ

CASE REPORT

- 5817 Rarity among benign gastric tumors: Plexiform fibromyxoma - Report of two cases
Szurian K, Till H, Amerstorfer E, Hinteregger N, Mischinger HJ, Liegl-Atzwanger B, Brcic I
- 5823 Tegafur-uracil-induced rapid development of advanced hepatic fibrosis
Honda S, Sawada K, Hasebe T, Nakajima S, Fujiya M, Okumura T

ABOUT COVER

Editorial board member of *World Journal of Gastroenterology*, Shunji Fujimori, MD, PhD, Associate Professor, Department of Gastroenterology, Graduate School of Medicine, Nippon Medical School, Tokyo 113-8603, Japan

AIMS AND SCOPE

World Journal of Gastroenterology (*World J Gastroenterol*, *WJG*, print ISSN 1007-9327, online ISSN 2219-2840, DOI: 10.3748) is a peer-reviewed open access journal. *WJG* was established on October 1, 1995. It is published weekly on the 7th, 14th, 21st, and 28th each month. The *WJG* Editorial Board consists of 1375 experts in gastroenterology and hepatology from 68 countries.

The primary task of *WJG* is to rapidly publish high-quality original articles, reviews, and commentaries in the fields of gastroenterology, hepatology, gastrointestinal endoscopy, gastrointestinal surgery, hepatobiliary surgery, gastrointestinal oncology, gastrointestinal radiation oncology, gastrointestinal imaging, gastrointestinal interventional therapy, gastrointestinal infectious diseases, gastrointestinal pharmacology, gastrointestinal pathophysiology, gastrointestinal pathology, evidence-based medicine in gastroenterology, pancreatology, gastrointestinal laboratory medicine, gastrointestinal molecular biology, gastrointestinal immunology, gastrointestinal microbiology, gastrointestinal genetics, gastrointestinal translational medicine, gastrointestinal diagnostics, and gastrointestinal therapeutics. *WJG* is dedicated to become an influential and prestigious journal in gastroenterology and hepatology, to promote the development of above disciplines, and to improve the diagnostic and therapeutic skill and expertise of clinicians.

INDEXING/ABSTRACTING

World Journal of Gastroenterology (*WJG*) is now indexed in Current Contents[®]/Clinical Medicine, Science Citation Index Expanded (also known as SciSearch[®]), Journal Citation Reports[®], Index Medicus, MEDLINE, PubMed, PubMed Central and Directory of Open Access Journals. The 2017 edition of Journal Citation Reports[®] cites the 2016 impact factor for *WJG* as 3.365 (5-year impact factor: 3.176), ranking *WJG* as 29th among 79 journals in gastroenterology and hepatology (quartile in category Q2).

FLYLEAF

I-IX Editorial Board

EDITORS FOR THIS ISSUE

Responsible Assistant Editor: *Xiang Li*
Responsible Electronic Editor: *Dan Li*
Proofing Editor-in-Chief: *Lian-Sheng Ma*

Responsible Science Editor: *Ze-Mao Gong*
Proofing Editorial Office Director: *Jin-Lei Wang*

NAME OF JOURNAL
World Journal of Gastroenterology

ISSN
ISSN 1007-9327 (print)
ISSN 2219-2840 (online)

LAUNCH DATE
October 1, 1995

FREQUENCY
Weekly

EDITORS-IN-CHIEF
Damian Garcia-Olmo, MD, PhD, Doctor, Professor, Surgeon, Department of Surgery, Universidad Autonoma de Madrid; Department of General Surgery, Fundacion Jimenez Diaz University Hospital, Madrid 28040, Spain

Stephen C Strom, PhD, Professor, Department of Laboratory Medicine, Division of Pathology, Karolinska Institutet, Stockholm 141-86, Sweden

Andrzej S Tarnawski, MD, PhD, DSc (Med), Professor of Medicine, Chief Gastroenterology, VA Long Beach Health Care System, University of California, Irvine, CA, 5901 E. Seventh Str., Long Beach,

CA 90822, United States

EDITORIAL BOARD MEMBERS
All editorial board members resources online at <http://www.wjgnet.com/1007-9327/editorialboard.htm>

EDITORIAL OFFICE
Jin-Lei Wang, Director
Yuan Qi, Vice Director
Ze-Mao Gong, Vice Director
World Journal of Gastroenterology
Baishideng Publishing Group Inc
7901 Stoneridge Drive, Suite 501,
Pleasanton, CA 94588, USA
Telephone: +1-925-2238242
Fax: +1-925-2238243
E-mail: editorialoffice@wjgnet.com
Help Desk: <http://www.f6publishing.com/helpdesk>
<http://www.wjgnet.com>

PUBLISHER
Baishideng Publishing Group Inc
7901 Stoneridge Drive, Suite 501,
Pleasanton, CA 94588, USA
Telephone: +1-925-2238242
Fax: +1-925-2238243
E-mail: bpoffice@wjgnet.com
Help Desk: <http://www.f6publishing.com/helpdesk>

<http://www.wjgnet.com>

PUBLICATION DATE
August 21, 2017

COPYRIGHT
© 2017 Baishideng Publishing Group Inc. Articles published by this Open-Access journal are distributed under the terms of the Creative Commons Attribution Non-commercial License, which permits use, distribution, and reproduction in any medium, provided the original work is properly cited, the use is non commercial and is otherwise in compliance with the license.

SPECIAL STATEMENT
All articles published in journals owned by the Baishideng Publishing Group (BPG) represent the views and opinions of their authors, and not the views, opinions or policies of the BPG, except where otherwise explicitly indicated.

INSTRUCTIONS TO AUTHORS
Full instructions are available online at <http://www.wjgnet.com/bpg/gerinfo/204>

ONLINE SUBMISSION
<http://www.f6publishing.com>

Basic Study

Protective effects of *Foeniculum vulgare* root bark extract against carbon tetrachloride-induced hepatic fibrosis in mice

Cai Zhang, Xing Tian, Ke Zhang, Guo-Yu Li, Hang-Yu Wang, Jin-Hui Wang

Cai Zhang, Xing Tian, Ke Zhang, Guo-Yu Li, Hang-Yu Wang, Jin-Hui Wang, School of Pharmacy, Shihezi University, Shihezi 832002, Xinjiang Uygur Autonomous Region, China

Author contributions: Zhang C performed the majority of experiments; Tian X made contributions to data interpretation and wrote the manuscript; Zhang K participated in the establishment of the animal model; Li GY and Wang HY performed data analysis; Wang JH designed the study and revised the manuscript.

Supported by National Key Technology R&D Program, No. 2012BAI30B02.

Institutional review board statement: All experiments were reviewed and approved by the Institute Ethnic Committee of Shihezi University and the methods were carried out in accordance with the Animal Management Rules of the Chinese Ministry of Health.

Institutional animal care and use committee statement: The protocol on animal use was approved by the Institute Ethnic Committee of Shihezi University.

Conflict-of-interest statement: No potential conflicts of interest relevant to this article are reported.

Data sharing statement: No additional data are available.

Open-Access: This article is an open-access article which was selected by an in-house editor and fully peer-reviewed by external reviewers. It is distributed in accordance with the Creative Commons Attribution Non Commercial (CC BY-NC 4.0) license, which permits others to distribute, remix, adapt, build upon this work non-commercially, and license their derivative works on different terms, provided the original work is properly cited and the use is non-commercial. See: <http://creativecommons.org/licenses/by-nc/4.0/>

Manuscript source: Unsolicited manuscript

Correspondence to: Xing Tian, PhD, School of Pharmacy, Shihezi University, North Road 4, Shihezi 832002, Xinjiang Uygur Autonomous Region, China. tianxing2017@shzu.edu.cn
Telephone: +86-993-2310715

Received: February 13, 2017

Peer-review started: February 14, 2017

First decision: April 7, 2017

Revised: May 14, 2017

Accepted: June 9, 2017

Article in press: June 12, 2017

Published online: August 21, 2017

Abstract**AIM**

To investigate the protective effects of *Foeniculum vulgare* root bark (FVRB), a traditional Uyghur medicine, against carbon tetrachloride (CCl₄)-induced hepatic fibrosis in mice.

METHODS

Mice were randomly divided into eight groups ($n = 20$ each). Except for the normal control group, mice in the rest groups were intraperitoneally injected (i.p.) with 0.1% CCl₄-olive oil mixture at 10 mL/kg twice a week to induce liver fibrosis. After 4 wk, mice were treated concurrently with the 70% ethanol extract of FVRB (88, 176, 352 and 704 mg/kg, respectively) daily by oral gavage for 4 wk to evaluate its protective effects. Serum aspartate aminotransferase (AST), alanine aminotransferase (ALT), triglyceride (TG), hexadecenoic acid (HA), laminin (LN), glutathione (GSH), superoxide dismutase (SOD), and malondialdehyde (MDA) in liver tissues were measured. Hematoxylin-eosin (H and E) staining and Masson trichrome (MT) staining were performed to assess histopathological changes in the liver. The expression of transforming growth factor β_1 (TGF- β_1), matrix metalloprotein 9 (MMP-9) and metalloproteinase inhibitor 1 (TIMP-1) was detected by immunohistochemical analysis. Additionally, TGF- β_1 and α -smooth muscle actin (α -SMA) protein expression was measured by Western blot.

RESULTS

A significant reduction in serum levels of AST, ALT, TG, HA and LN was observed in the FVRB-treated groups, suggesting that FVRB displayed hepatoprotective effects. Also, the depletion of GSH, SOD, and MDA accumulation in liver tissues was suppressed by FVRB. The expression of TGF- β_1 , MMP-9 and TIMP-1 determined by immunohistochemistry was markedly reduced in a dose-dependent manner by FVRB treatment. Furthermore, protective effects of FVRB against CCl₄-induced liver injury were confirmed by histopathological studies. Protein expression of TGF- β_1 and α -SMA detected by Western blot was decreased by FVRB treatment.

CONCLUSION

Our results indicate that FVRB may be a promising agent against hepatic fibrosis and its possible mechanisms are inhibiting lipid peroxidation and reducing collagen formation in liver tissue of liver fibrosis mice.

Key words: Hepatic fibrosis; *Foeniculum vulgare* root bark; Histopathology; Carbon tetrachloride; TGF- β_1

© The Author(s) 2017. Published by Baishideng Publishing Group Inc. All rights reserved.

Core tip: Hepatic fibrosis is a wound-healing pathological process resulting from chronic hepatic injuries. In the present study, hepatoprotective effects of *Foeniculum vulgare* root bark (FVRB), a traditional Uyghur medicine, against carbon tetrachloride (CCl₄)-induced hepatic fibrosis in mice were investigated. FVRB reduced serum levels of aspartate aminotransferase, alanine aminotransferase, triglyceride, hexadecenoic acid and laminin. Furthermore, FVRB inhibited CCl₄-induced TGF- β_1 , MMP-9, TIMP-1 expression and histopathological changes. Our study indicated that the protective effects of FVRB are through inhibiting lipid peroxidation and collagen formation in liver tissue of liver fibrosis mice.

Zhang C, Tian X, Zhang K, Li GY, Wang HY, Wang JH. Protective effects of *Foeniculum vulgare* root bark extract against carbon tetrachloride-induced hepatic fibrosis in mice. *World J Gastroenterol* 2017; 23(31): 5722-5731 Available from: URL: <http://www.wjgnet.com/1007-9327/full/v23/i31/5722.htm> DOI: <http://dx.doi.org/10.3748/wjg.v23.i31.5722>

INTRODUCTION

Hepatic fibrosis is a wound-healing pathological process resulting from chronic hepatic injuries, which is characterized by the accumulation of extracellular matrix (ECM)^[1]. It occurs during most continuous and chronic liver diseases, driven by inflammatory responses to tissue injury, which ultimately lead to liver cirrhosis. Previous studies indicated that activation

of hepatic stellate cells (HSCs) plays an important role in the progress of hepatic fibrosis^[2,3]. Activation of HSCs increases cell proliferation, producing large amounts of ECM components including hexadecenoic acid (HA) and laminin (LN)^[4,5]. In addition, aberrant activity of transforming growth factor β_1 (TGF- β_1) or members of the platelet derived growth factor family are also the most prominent drivers to activate and transdifferent HSCs into myofibroblast^[6,7]. Further, several chemokines that modulate the inflammatory reaction are involved in the progression of HSC activation and the fibrotic insult^[8,9]. Many studies have demonstrated that the reversion of fibrosis can be achieved, particularly in the early course of the disease. Currently, treatment of liver damage mainly consists of inhibiting early activation and proliferation of HSCs and collagen fiber growth, and promoting HSC apoptosis and collagen degradation.

Many studies indicated that *Foeniculum vulgare* root bark (FVRB), a traditional Uyghur medicine, contains many chemical constituents, such as saccharides, glycosides, lactone compounds, phenols, tannins, flavonoids, alkaloids, volatile oil, grease, triterpenes and sterols^[10,11]. In addition, FVRB has been traditionally used for the treatment of several pathophysiological conditions in China, exhibiting the activity of dispelling coldness, warming kidney and stomach, removing dampness, and alleviating swelling and pain^[12-15]. For the first time, the present study was aimed to investigate the protective effects of FVRB against CCl₄-induced liver injury *in vivo* and the possible mechanisms involved.

MATERIALS AND METHODS

Animals

Male Kunming mice weighing 20 ± 2 g were supplied by the Experimental Animal Center of Urumqi (Urumqi, China). Mice were housed at room temperature under a 12 h light/dark cycle (lights on at 08:00 h) and were fed a standard diet *ad libitum*. All animal care and experimental procedures were approved by the Institute Ethnic Committee of Shihezi University.

Drug material

FVRB was obtained from Uyghur Pharmaceutical Company (Uyghur, China). FVRB was extracted with 70% ethanol by using the method of heating reflux and steam drying. A voucher specimen (No. 20070820) has been deposited in School of Pharmacy, Shihezi University.

Reagents

CCl₄ was obtained from Tianjin Guangfu Science and Technology Development Co. (Tianjin, China). Yiganling Pian (batch number 150102044) containing 38.5 mg of *Silybum marianum* each piece was purchased from Shanxi Lijun Chinese Medicine Co. (Shanxi,

China). Alanine aminotransferase (ALT), aspartate aminotransferase (AST), triglyceride, malondialdehyde (MDA), reduced glutathione hormone (GSH), and superoxide dismutase (SOD) assay kits were all purchased from Nanjing Jiancheng (Nanjing, China). Hyaluronic acid (HA) and laminin (LN) assay kits were obtained from Xitang Co. (Shanghai, China). Rabbit primary antibodies against TGF- β_1 , α -smooth muscle actin (α -SMA), matrix metalloprotein 9 (MMP-9), and metalloproteinase inhibitor 1 (TIMP-1), and horseradish peroxidase labeled secondary antibody were purchased from BOSTER (Wuhan, China).

Experimental protocol

Mice were randomly divided into eight groups ($n = 20$ each): A-H. Group A (normal control group) was allowed free access to water and food. In the other seven experimental groups (B-H), the mice were treated with CCl₄ (10 mL/kg, i.p.) in olive oil (1:1000, v/v), twice a week for eight weeks. Group B served as a solvent control group, in which mice were given olive oil at 10 mL/kg at the fifth week. Group C was a model group, in which mice were given water at 10 mL/kg at the fifth week. Groups D, E, F, and G were orally administered with FVRB (88, 176, 352 and 704 mg/kg, respectively) once daily from the fifth week for four weeks. Group H was a positive control group, in which mice were treated with Yiganling Pian (200 mg/kg).

Mice were anesthetized with ethyl ether and blood samples were harvested. The blood was centrifuged at 3500 rpm for 10 min at 4 °C to obtain the supernatant serum, which was stored at 80 °C until further use for biochemical analysis. Liver, spleen and kidney were dissected out and washed immediately with ice cold saline to weigh.

Biochemical analysis

Serum was collected as mentioned above. ALT, AST and TG were determined according to the manufacturer's protocols using a Microplate Reader Thermo 3001. The absorbance of ALT and AST reactions was read at 505 nm and the absorbance of TG reaction was read at 546 nm. The enzyme activity is calculated as U/L. HA and LN levels were determined by enzyme-linked immunosorbent assay using the commercial kits. The absorbance of the reaction was read at 450 nm.

Measurement of MDA, GSH and SOD activities

Liver tissues samples were homogenized in physiological saline to give a 10% (w/v) liver homogenate, which was then centrifuged at 2500 rpm for 15 min at 4 °C. The supernatant was used for the measurement of MDA, GSH and SOD activities with the commercial kits following the manufacture's protocols. Data are expressed as U/mg of protein.

Histopathological evaluation

Liver specimens were fixed in 10% formalin and

then embedded in paraffin. Four-micrometer-thick sections were obtained from paraffin blocks and stained with hematoxylin and eosin (H and E) and Masson's trichrome (MT) before they were examined under a light microscope. The images were randomly taken from ten fields under a light microscope (200 × magnification).

Immunohistochemistry

TGF- β_1 , MMP-9 and TIMP-1 expression levels in the liver were measured by immunohistochemistry. The liver tissues were sectioned and incubated with rabbit anti-TGF- β_1 antibody (1:100), rabbit anti-MMP-9 antibody (1:100), and rabbit anti-TIMP-1 antibody (1:100). Then the slides were processed using an immunohistochemical staining kit. After that, the slides were counterstained with hematoxylin and mounted with a glycerin gel. In the negative control groups, the primary antibodies were replaced with PBS. The sections were observed under a microscope (Nikon 80i).

Western blot analysis

Total protein was extracted from the liver tissue and the protein concentration was determined by BCA method. The protein was separated by SDS-polyacrylamide gel electrophoresis, followed by transfer to PVDF membrane. The membranes were blocked with 5% nonfat milk in TBST buffer for 1 h. Then target proteins were incubated overnight at 4 °C with TGF- β_1 and α -SMA primary antibodies (1:1000). After washing four times with TBST, the membranes were incubated with HRP-conjugated secondary antibody (1:10000) for 1 h at room temperature. Then the membranes were immersed in an enhanced chemiluminescence detection solution. Protein was analyzed by the gray value of the band, which is expressed as the ratio of the target protein and the β -actin protein.

Statistical analysis

All quantitative data are expressed as mean \pm SE. Data were analyzed with SPSS 13.0 software. Statistical significance between groups was determined by one-way analysis of variance (ANOVA) followed by Tukey's multiple range post hoc test. $P < 0.05$ was considered statistically significant.

RESULTS

Effect of FVRB on organ index increase induced by CCl₄ treatment

As demonstrated in Figure 1, organ indexes including liver, spleen and kidney coefficients were measured in mice. Similar to previous studies^[16], liver and spleen indexes were significantly increased in mice treated with CCl₄. Compared with the model group, the increase of liver index and spleen index in CCl₄-treated group was reduced by FVRB and Yiganling Pian treatment. However, there were no significant

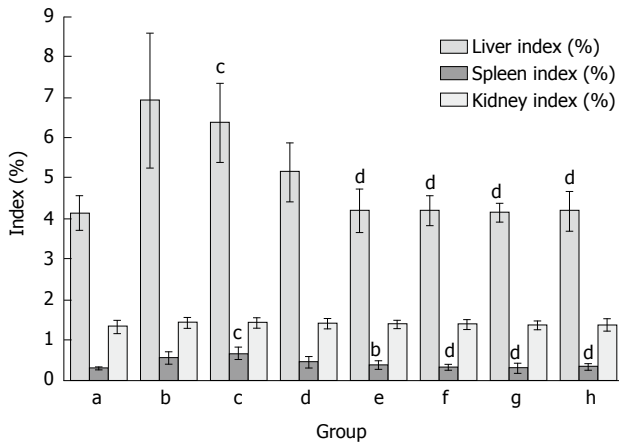


Figure 1 Effect of *Foeniculum vulgare* root bark extract on organ indexes in hepatic fibrosis mice. Data are expressed as the mean \pm SD ($n = 20$). ^b $P < 0.01$ vs the normal control group; ^c $P < 0.05$ vs the CCl₄-treated group; ^d $P < 0.01$ vs the CCl₄-treated group. a: Normal group; b: Solvent group + CCl₄; c: CCl₄-treated group; d, e, f and g: FVRB treatment groups (88, 176, 352 and 704 mg/kg, respectively); h: Yiganling Pian + CCl₄.

differences in the kidney coefficient between the groups.

Effect of FVRB on serum AST, ALT and TG activities in mice

As shown in Figure 2, CCl₄ treatment markedly elevated serum AST, ALT and TG activities as compared with the normal control group. The AST and ALT activities after CCl₄ treatment were about 5 and 4 times higher than that of the normal group, respectively. However, Yiganling Pian treatment markedly inhibited the increase of serum AST, ALT and TG after long-term CCl₄ injection in mice ($P < 0.05$; Figure 2). Similarly, the administration of FVRB at different dosages significantly decreased AST, and ALT and TG activities ($P < 0.05$ or $P < 0.01$; Figure 2).

Effect of FVRB on MDA, GSH and SOD levels in CCl₄-treated mice

Lipid peroxidation was evaluated by measuring MDA content in liver tissue. In the CCl₄ treatment group, the content of MDA was elevated as compared with the normal control group. The administration of FVRB significantly decreased MDA content in a dose-dependent manner. Also, as compared with the normal control group, CCl₄ treatment markedly decreased the GSH level and SOD activity in liver tissue. However, treatment with the extract of FVRB (352 and 704 mg/kg) markedly recovered the CCl₄-induced GSH depletion ($P < 0.01$; Figure 3). In addition, FVRB treatment (88, 176, 352 and 704 mg/kg) significantly restored the depletion of SOD activity in a dose-dependent manner (Figure 3). Similarly, Yiganling Pian treatment (200 mg/kg) increased the GSH content and SOD activity as compared with the CCl₄ group ($P < 0.01$; Figure 3). Further, there was no significant difference in the levels of MDA, GSH and SOD between the CCl₄ group and the solvent control group.

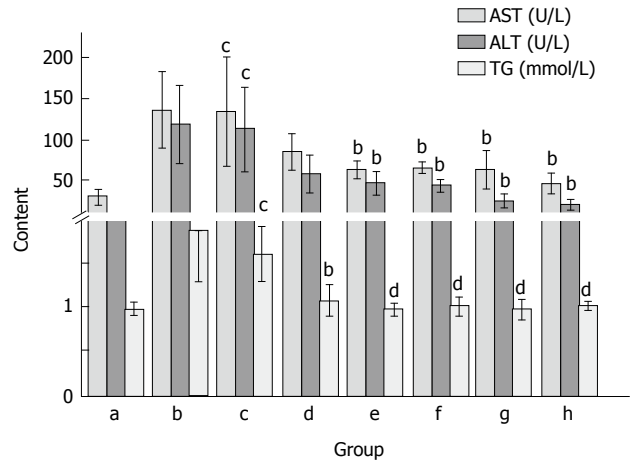


Figure 2 Effect of *Foeniculum vulgare* root bark extract on alanine aminotransferase, aspartate aminotransferase and triglyceride activities in CCl₄-treated mice. Data are expressed as the mean \pm SD ($n = 20$). ^b $P < 0.01$ vs the normal control group; ^c $P < 0.05$ vs the CCl₄-treated group; ^d $P < 0.01$ vs the CCl₄-treated group. a: Normal group; b: Solvent group + CCl₄; c: CCl₄-treated group; d, e, f and g: FVRB treatment groups (88, 176, 352 and 704 mg/kg, respectively); h: Yiganling Pian + CCl₄.

Effect of FVRB on serum HA and LN in mice

After CCl₄ administration, the levels of serum HA and LN were significantly increased as compared with the normal control group ($P < 0.05$; Figure 4). Treatment with Yiganling Pian (200 mg/kg) significantly decreased the levels of serum HA and LN ($P < 0.05$; Figure 4). Meanwhile, FVRB treatment markedly decreased the elevation of serum HA and LN in a dose-dependent manner after long-term CCl₄ injection in mice ($P < 0.05$; Figure 4).

Effect of FVRB on histopathological alterations

As shown in Figure 5A, the liver sections of the normal control group exhibited the normal cellular structure with well-preserved cytoplasm, prominent nucleolus and central vein. In contrast, the liver sections of the CCl₄-treated group and solvent control group exhibited significant pathological changes, such as fibrosis, ballooning degeneration, steatosis, disseminated macrovesicular and microvesicular changes (Figure 5B and C). There was focal necrosis as well as piecemeal necrosis and fibrosis of portal areas. However, the FVRB and Yiganling Pian treatment groups showed a few to milder degree of leukocytes infiltration and necrosis (Figure 5E-H). In addition, as compared to the normal control group, the livers of mice treated with CCl₄ and the solvent exhibited extensive accumulation of connective tissue, leading to the formation of continuous fibrotic septa, nodules of regeneration, and noticeable alterations in the central vein (Figure 6A-C). However, treatment with FVRB and Yiganling Pian significantly attenuated CCl₄-induced alterations (Figure 6E-H). The severe hepatic fibrosis was reduced by treatment with FVRB, which was in good correlation with the results of hepatic antioxidant enzyme activities and serum aminotransferase activities.

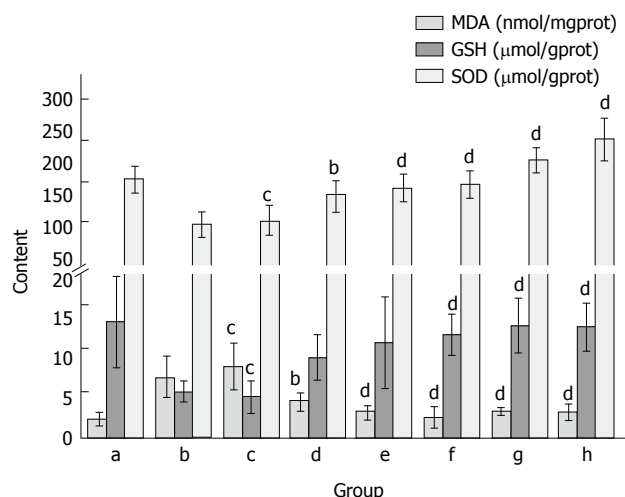


Figure 3 Effect of *Foeniculum vulgare* root bark extract on malondialdehyde, glutathione and superoxide dismutase levels in CCl₄-treated mice. Data are expressed as the mean \pm SD ($n = 20$). ^b $P < 0.01$ vs the normal control group; ^c $P < 0.05$ vs the CCl₄-treated group; ^d $P < 0.01$ vs the CCl₄-treated group. a: Normal group; b: Solvent group + CCl₄; c: CCl₄-treated group; d, e, f and g: FVRB treatment groups (88, 176, 352 and 704 mg/kg, respectively); h: Yiganling Pian + CCl₄.

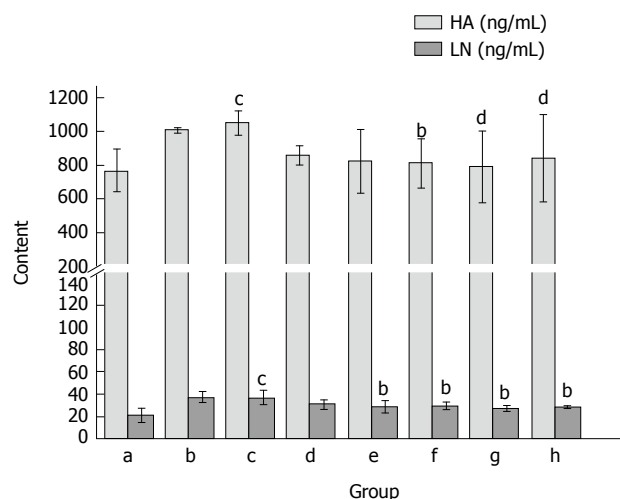


Figure 4 Effect of *Foeniculum vulgare* root bark extract on serum hexadecenoic acid and laminin levels in mice. Data are expressed as the mean \pm SD ($n = 20$). ^b $P < 0.01$ vs the normal control group; ^c $P < 0.05$ vs the CCl₄-treated group; ^d $P < 0.01$ vs the CCl₄-treated group. a: Normal group; b: Solvent group + CCl₄; c: CCl₄-treated group; d, e, f and g: *Foeniculum vulgare* root bark (FVRB) treatment groups (88, 176, 352 and 704 mg/kg, respectively); h: Yiganling Pian + CCl₄.

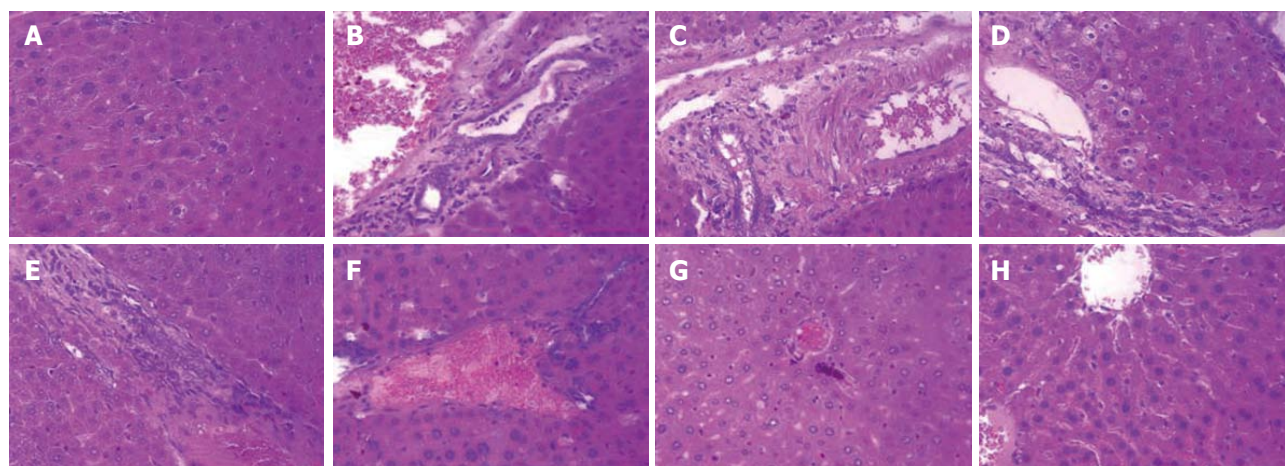


Figure 5 H and E staining ($\times 400$) of the liver sections of mice. A: Normal control group; B: Solvent group + CCl₄; C: CCl₄-treated group; D-G: *Foeniculum vulgare* root bark (FVRB) treatment groups (88, 176, 352 and 704 mg/kg, respectively); H: Yiganling Pian + CCl₄.

Effect of FVRB on immunohistochemical staining for TGF- β_1 , MMP-9 and TIMP-1

As shown in Figure 7A, the expression of TGF- β_1 in the normal control group was only observed in the portal area and central vein, with a relatively shallow, narrow range. In Figure 7B and C, the expression of TGF- β_1 in the model group was mainly distributed in the portal area and central vein, with brown granules showing a wide distribution. However, the positive expression of TGF- β_1 was significantly decreased in the FVRB treatment group (Figure 7D-G). The positive control group also showed a good reduction in the expression of TGF- β_1 (Figure 7H).

Immunohistochemical expression of MMP-9 protein is shown in Figure 8. Positive MMP-9 staining appeared as brown granules in the cytoplasm and membrane. The

overall color of the normal group was light brown, while the model group was significantly different. Compared with the model group, the positive expression in the treatment group was decreased, especially in the dose group of 704 mg/kg.

The results of TIMP-1 protein expression are shown in Figure 9. In the normal control group, there was positive expression of TIMP-1 in peripheral blood vessels and bile duct wall of the portal area (Figure 9A). In the solvent group and the model group, the positive staining of TIMP-1 was distributed in the fiber spacing and the central vein, and the brown yellow was obviously visible (Figure 9B and C). Compared with the model group, the positive expression of TIMP-1 in the FVRB treatment groups was markedly decreased (Figure 9 D-G). Further, there was a small amount of

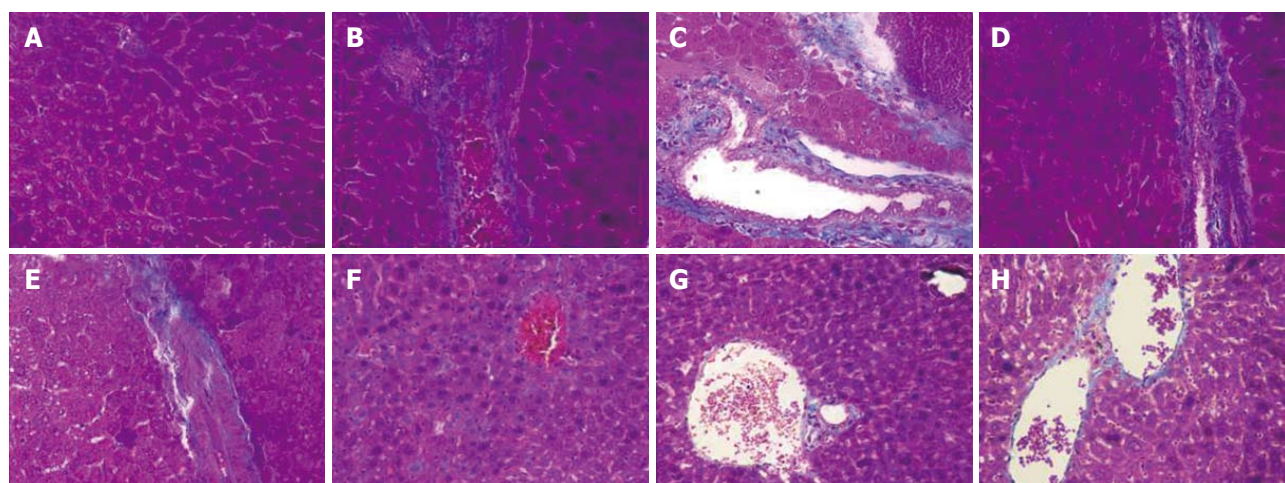


Figure 6 Masson trichrome staining ($\times 400$) of the liver sections of mice. A: Normal control group; B: Solvent group + CCl_4 ; C: CCl_4 -treated group; D-G: FVRB treatment groups (88, 176, 352 and 704 mg/kg, respectively); H: Yiganling Pian + CCl_4 .

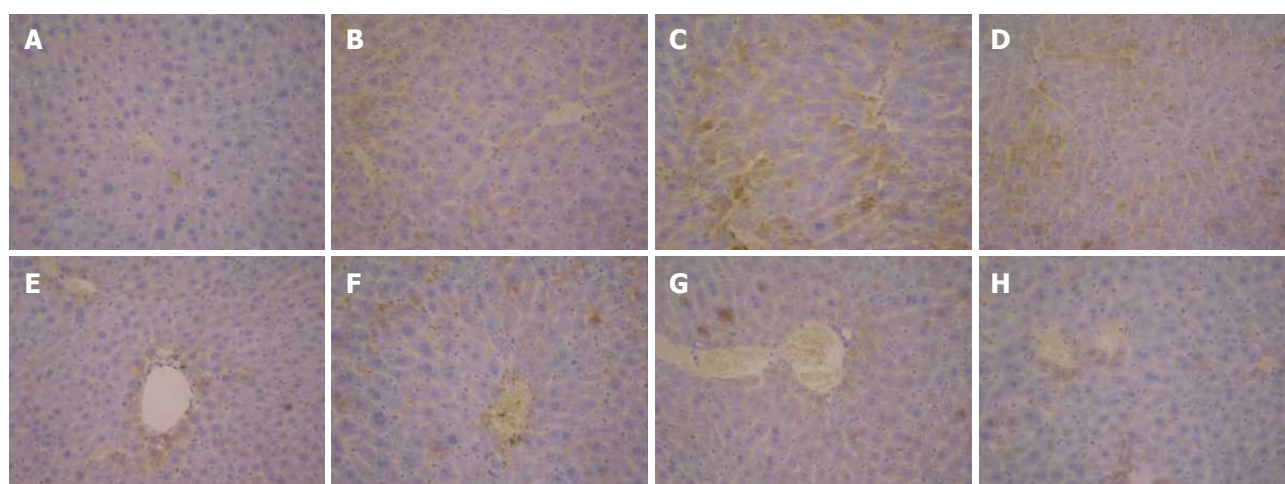


Figure 7 Immunohistochemical examination ($\times 400$) of transforming growth factor $\beta 1$ expression in liver tissues of mice. A: Normal group; B: Solvent group + CCl_4 ; c: CCl_4 -treated group; D-G: *Foeniculum vulgare* root barks (FVRB) treatment groups (88, 176, 352 and 704 mg/kg, respectively); H: Yiganling Pian + CCl_4 .

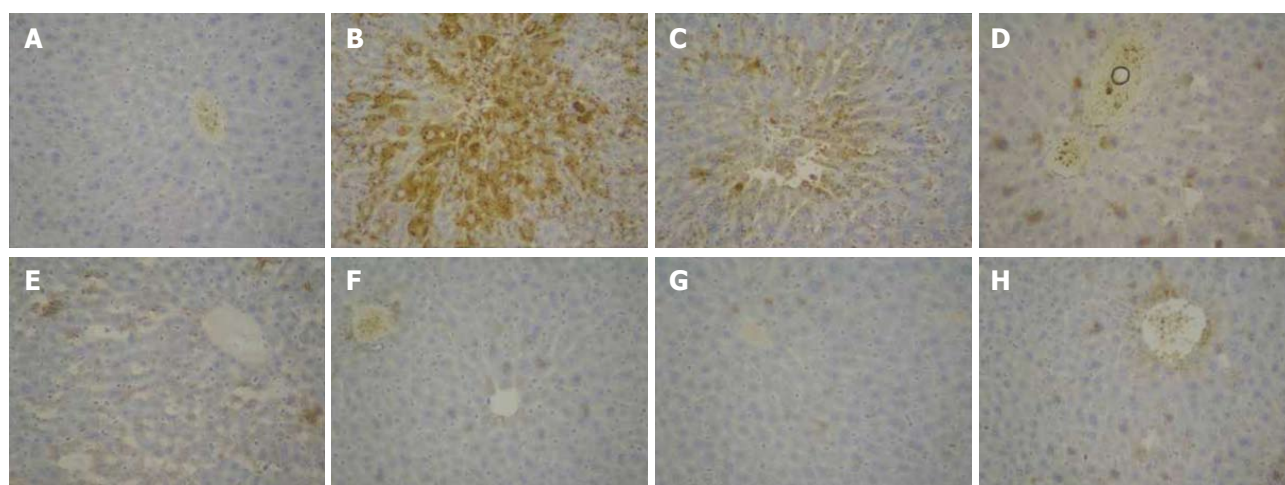


Figure 8 Immunohistochemical examination ($\times 400$) of matrix metalloprotein 9 expression in liver tissues of mice. A: Normal control group; B: Solvent group + CCl_4 ; C: CCl_4 -treated group; D-G: *Foeniculum vulgare* root bark (FVRB) treatment groups (88, 176, 352 and 704 mg/kg, respectively); H: Yiganling Pian + CCl_4 .

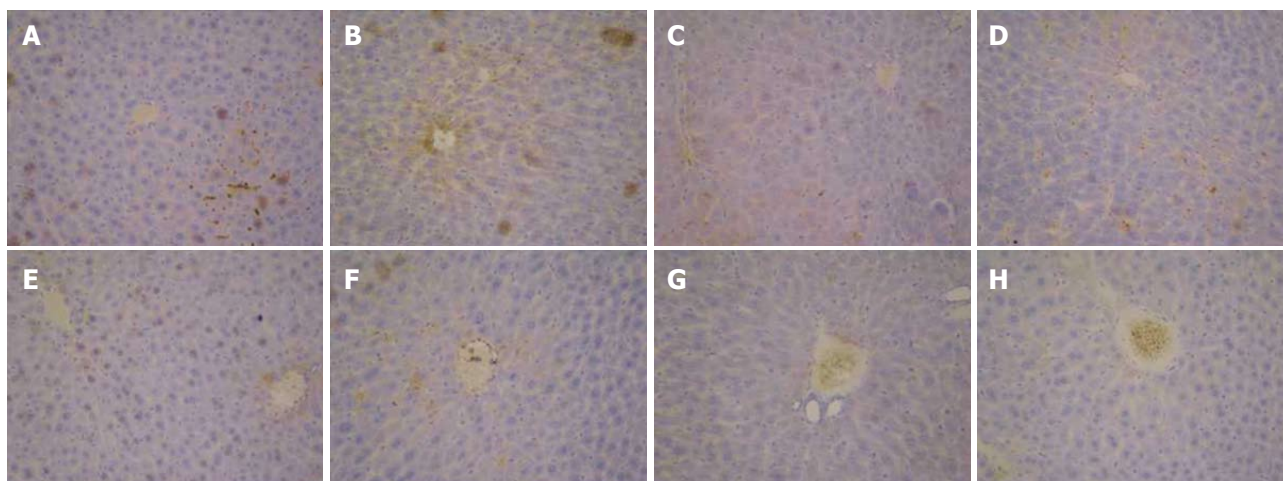


Figure 9 Immunohistochemical examination ($\times 400$) of metalloproteinase inhibitor 1 expression in liver tissues of mice. A: Normal control group; B: Solvent group + CCl_4 ; C: CCl_4 -treated group; D-G: *Foeniculum vulgare* root bark (FVRB) treatment groups (88, 176, 352 and 704 mg/kg, respectively); H: Yiganling Pian + CCl_4 .

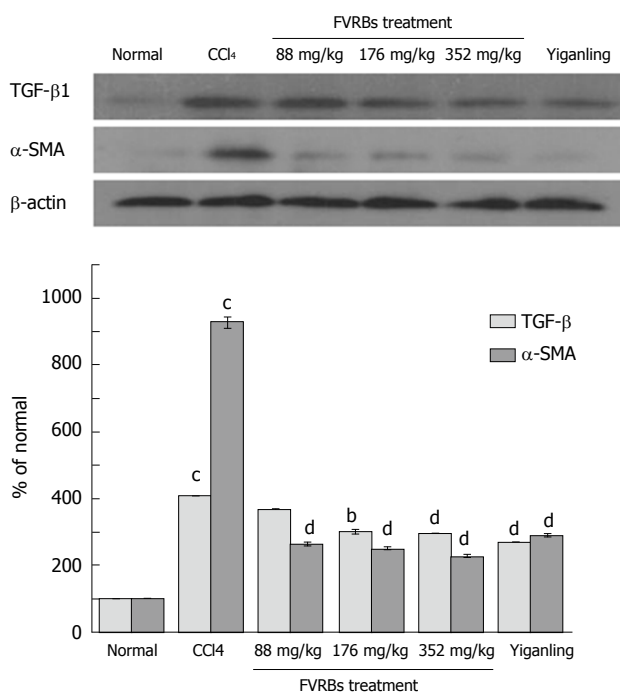


Figure 10 Effect of *Foeniculum vulgare* root bark extract on the expression of transforming growth factor- β 1 and α -SMA proteins. ^a $P < 0.01$ vs the normal control group; ^b $P < 0.05$ vs the CCl_4 -treated group; ^c $P < 0.01$ vs the CCl_4 -treated group. TGF- β : Transforming growth factor β ; α -SMA: Alpha-smooth muscle actin.

positive TIMP-1 staining in the Yiganling Pian positive control group (Figure 9H).

Effect of FVRB on TGF- β 1 and α -SMA protein expression

As illustrated in Figure 10, compared to the normal control group, the expression of TGF- β 1 and α -SMA in the CCl_4 treatment group was significantly increased ($P < 0.01$). However, FVRB treatment markedly decreased TGF- β 1 and α -SMA expression as compared with the CCl_4 treatment group ($P < 0.05$ or $P < 0.01$). Meanwhile, treatment with Yiganling Pian also

significantly attenuated TGF- β 1 and α -SMA expression ($P < 0.01$).

DISCUSSION

Liver fibrosis is usually regarded as an outcome of chronic liver injury in the process of long-term wound healing^[17-19]. In the present study, CCl_4 -induced liver injury, the most commonly used model for hepatic fibrosis^[20,21], was induced. We detected the levels of ALT, AST, TG, HA and LN to assess liver function and the degree of liver fibrosis. There is evidence that natural substances may have a protective role against CCl_4 -induced liver injury^[22,23]. Considerable efforts have been made in the study of natural products with hepatoprotective activities^[24,25]. Our study showed that CCl_4 caused a significant increase in serum levels of ALT, AST, TG, HA and LN in mice. However, FVRB treatment significantly altered these trends. Its hepatoprotective effect was further confirmed by histopathological observation that FVRB attenuated CCl_4 -induced necro-inflammatory and fibrogenic effects.

There is growing evidence that oxidative stress contributes to the development of liver fibrosis by activating various signaling pathways involved in fibrogenesis^[26,27]. The tissue concentration of MDA, a product of lipid peroxidation during liver fibrogenesis, was assayed. Also, the SOD and GSH activities were measured. In the present study, in the CCl_4 -treated mice, the MDA level in liver tissue was elevated and the activities of SOD and GSH were decreased. Reversal of these trends by FVRB treatment suggests that FVRB prevented the progression of liver fibrosis by inhibiting oxidative stress in the liver.

The histopathological studies are a direct means for assessing the protective effect of FVRB. HE and Masson staining results showed that FVRB could reduce liver necrosis, significantly inhibit collagen fiber hyperplasia, improve liver tissue structure and reduce

fiber tissue. These results further confirmed that FVRB dose-dependently decreased hepatic histopathological changes.

The activation of HSCs is the central event in the pathogenesis of liver fibrosis^[28-30]. In recent years, many studies found that TGF- β_1 is the strongest factor inducing fibrosis, and it is also an important factor to promote the activation of HSCs^[28,31]. Our result confirmed that administration of FVRB reduced the expression of TGF- β_1 protein. Therefore, the anti-fibrotic effect of FVRB may be mediated by its inhibitory effect on TGF- β_1 . In addition, α -SMA expression also increases the generation and proliferation of chemotactic factors that are capable of recruiting inflammatory cells^[32,33]. From the results we know that expression of α -SMA was enhanced by CCl₄ treatment, while the administration of FVRB prevented the development of fibrosis perhaps through the inhibition of α -SMA.

The major pathological change of liver fibrosis is the excessive accumulation of collagen and other extracellular matrixes^[34]. Under normal circumstances, the synthesis and decomposition of collagen is balanced. Once the synthesis is over than decomposition, it will cause the accumulation of collagen in the liver, leading to the formation of liver fibrosis^[35]. Matrix metalloproteinases (MMPs) can promote the degradation of extracellular matrix, which is consistent with the previous finding that the tissue inhibitors of metalloproteinase (TIMPs) can reduce liver fibrosis severity^[36,37]. Among the MMP family members, MMP-9 plays an essential role in fibrosis formation. Many studies have shown that MMP-9 is elevated in patients with liver fibrosis. TIMP-1 can inhibit MMP-9^[38], preventing the degradation of ECM and thereby promoting liver fibrosis. In the present study, the expression of MMP-9 and TIMP-1 proteins showed significant differences between CCl₄ and FVRB treatment groups, which suggests that MMP-9 and TIMP-1 are related to the protective effects of FVRB against the formation of liver fibrosis.

In conclusion, FVRB dose-dependently ameliorated hepatic oxidative stress and suppressed inflammation in CCl₄-injured liver fibrosis, and its mechanisms against liver fibrosis may be related with inhibiting lipid peroxidation formation in liver tissue of liver fibrosis mice and reducing the collagen formation by suppressing protein expression of TGF- β_1 , α -SMA, MMP-9 and TIMP-1. Thus, FVRB may have potential therapeutic utilities for protecting against liver fibrosis. Further experimental studies are necessary to determine the effective constituents of FVRB.

COMMENTS

Background

Hepatic fibrosis is a wound-healing pathological process resulting from chronic hepatic injuries, which is characterized by the accumulation of extracellular matrix. It occurs during most continuous and chronic liver diseases, driven by inflammatory responses to injury tissues, which ultimately lead to liver cirrhosis.

Research frontiers

Currently, treatment of liver damage mainly consists of inhibiting early activation and proliferation of hepatic stellate cells (HSCs) and collagen fiber growth, and promoting HSC apoptosis and collagen degradation. *Foeniculum vulgare* root bark (FVRB), a traditional Uyghur medicine, has been used for the treatment of several pathophysiological conditions in China, exhibiting the activity of dispelling coldness, warming kidney and stomach, removing dampness, and alleviating swelling and pain.

Innovations and breakthroughs

For the first time, the present study was aimed to investigate the protective effects of FVRB against CCl₄-induced liver injury *in vivo*. And its mechanisms against liver fibrosis may be related with inhibiting lipid peroxidation in liver tissue of liver fibrosis mice and inhibiting the collagen formation by suppressing protein expression of transforming growth factor- β_1 , α -smooth muscle actin, matrix metalloprotein 9 and metalloproteinase inhibitor 1.

Applications

FVRB dose-dependently ameliorated hepatic oxidative stress and suppressed inflammation in CCl₄-injured liver injury. Thus, FVRB may have potential therapeutic utilities for protecting against liver fibrosis.

Terminology

Liver fibrosis is usually regarded as an outcome of chronic liver injury in the process of long-term wound healing.

Peer-review

The authors' aim was to investigate the protective effects of FVRB extract against carbon tetrachloride-induced hepatic fibrosis in mice. The methods are appropriate, and the results are moderate.

REFERENCES

- 1 **Iwakiri Y**, Shah V, Rockey DC. Vascular pathobiology in chronic liver disease and cirrhosis - current status and future directions. *J Hepatol* 2014; **61**: 912-924 [PMID: 24911462 DOI: 10.1016/j.jhep.2014.05.047]
- 2 **Tai CJ**, Choong CY, Lin YC, Shi YC, Tai CJ. The anti-hepatic fibrosis activity of ergosterol depended on upregulation of PPARGgamma in HSC-T6 cells. *Food Funct* 2016; **7**: 1915-1923 [PMID: 27040153 DOI: 10.1039/c6fo00117c]
- 3 **Zhao J**, Tang N, Wu K, Dai W, Ye C, Shi J, Zhang J, Ning B, Zeng X, Lin Y. MiR-21 simultaneously regulates ERK1 signaling in HSC activation and hepatocyte EMT in hepatic fibrosis. *PLoS One* 2014; **9**: e108005 [PMID: 25303175 DOI: 10.1371/journal.pone.0108005]
- 4 **Mödel T**, Brice N, Ruiz de Galarreta M, García Garzón A, Iraburu MJ, Martínez-Irujo JJ, López-Zabalza MJ. Fibronectin peptides as potential regulators of hepatic fibrosis through apoptosis of hepatic stellate cells. *J Cell Physiol* 2015; **230**: 546-553 [PMID: 24976518 DOI: 10.1002/jcp.24714]
- 5 **Thomas RG**, Moon MJ, Kim JH, Lee JH, Jeong YY. Effectiveness of Losartan-Loaded Hyaluronic Acid (HA) Micelles for the Reduction of Advanced Hepatic Fibrosis in C3H/HeN Mice Model. *PLoS One* 2015; **10**: e0145512 [PMID: 26714035 DOI: 10.1371/journal.pone.0145512]
- 6 **Peng J**, Li X, Feng Q, Chen L, Xu L, Hu Y. Anti-fibrotic effect of Cordyceps sinensis polysaccharide: Inhibiting HSC activation, TGF- β_1 /Smad signalling, MMPs and TIMPs. *Exp Biol Med* (Maywood) 2013; **238**: 668-677 [PMID: 23918878 DOI: 10.1177/1535370213480741]
- 7 **He Y**, Huang C, Sun X, Long XR, Lv XW, Li J. MicroRNA-146a modulates TGF-beta1-induced hepatic stellate cell proliferation by targeting SMAD4. *Cell Signal* 2012; **24**: 1923-1930 [PMID: 22735812 DOI: 10.1016/j.cellsig.2012.06.003]
- 8 **Wasmuth HE**, Weiskirchen R. [Pathogenesis of liver fibrosis:

- modulation of stellate cells by chemokines]. *Z Gastroenterol* 2010; **48**: 38-45 [PMID: 20072995 DOI: 10.1055/s-0028-1109933]
- 9 **Wasmuth HE**, Tacke F, Trautwein C. Chemokines in liver inflammation and fibrosis. *Semin Liver Dis* 2010; **30**: 215-225 [PMID: 20665374 DOI: 10.1055/s-0030-1255351]
 - 10 **Parejo I**, Jauregui O, Sánchez-Rabaneda F, Viladomat F, Bastida J, Codina C. Separation and characterization of phenolic compounds in fennel (*Foeniculum vulgare*) using liquid chromatography-negative electrospray ionization tandem mass spectrometry. *J Agric Food Chem* 2004; **52**: 3679-3687 [PMID: 15186082 DOI: 10.1021/jf030813h]
 - 11 **Badgujar SB**, Patel VV, Bandivdekar AH. *Foeniculum vulgare* Mill: a review of its botany, phytochemistry, pharmacology, contemporary application, and toxicology. *Biomed Res Int* 2014; **2014**: 842674 [PMID: 25162032 DOI: 10.1155/2014/842674]
 - 12 **Tripathi P**, Tripathi R, Patel RK, Pancholi SS. Investigation of antimutagenic potential of *Foeniculum vulgare* essential oil on cyclophosphamide induced genotoxicity and oxidative stress in mice. *Drug Chem Toxicol* 2013; **36**: 35-41 [PMID: 22264205 DOI: 10.3109/01480545.2011.648328]
 - 13 **Berrington D**, Lall N. Anticancer Activity of Certain Herbs and Spices on the Cervical Epithelial Carcinoma (HeLa) Cell Line. *Evid Based Complement Alternat Med* 2012; **2012**: 564927 [PMID: 22649474 DOI: 10.1155/2012/564927]
 - 14 **Bogucka-Kocka A**, Smolarz HD, Kocki J. Apoptotic activities of ethanol extracts from some Apiaceae on human leukaemia cell lines. *Fitoterapia* 2008; **79**: 487-497 [PMID: 18672039 DOI: 10.1016/j.fitote.2008.07.002]
 - 15 **Singh B**, Kale RK. Chemomodulatory action of *Foeniculum vulgare* (Fennel) on skin and forestomach papillomagenesis, enzymes associated with xenobiotic metabolism and antioxidant status in murine model system. *Food Chem Toxicol* 2008; **46**: 3842-3850 [PMID: 18976688 DOI: 10.1016/j.fct.2008.10.008]
 - 16 **Tsai CF**, Hsu YW, Chen WK, Chang WH, Yen CC, Ho YC, Lu FJ. Hepatoprotective effect of electrolyzed reduced water against carbon tetrachloride-induced liver damage in mice. *Food Chem Toxicol* 2009; **47**: 2031-2036 [PMID: 19477216 DOI: 10.1016/j.fct.2009.05.021]
 - 17 **Elpek GÖ**. Cellular and molecular mechanisms in the pathogenesis of liver fibrosis: An update. *World J Gastroenterol* 2014; **20**: 7260-7276 [PMID: 24966597 DOI: 10.3748/wjg.v20.i23.7260]
 - 18 **Getachew Y**, Cusimano FA, Gopal P, Reisman SA, Shay JW. The Synthetic Triterpenoid RTA 405 (CDDO-EA) Halts Progression of Liver Fibrosis and Reduces Hepatocellular Carcinoma Size Resulting in Increased Survival in an Experimental Model of Chronic Liver Injury. *Toxicol Sci* 2016; **149**: 111-120 [PMID: 26443840 DOI: 10.1093/toxsci/kfv213]
 - 19 **Melino M**, Gadd VL, Alexander KA, Beattie L, Lineburg KE, Martinez M, Teal B, Le Texier L, Irvine KM, Miller GC, Boyle GM, Hill GR, Clouston AD, Powell EE, MacDonald KP. Spatiotemporal Characterization of the Cellular and Molecular Contributors to Liver Fibrosis in a Murine Hepatotoxic-Injury Model. *Am J Pathol* 2016; **186**: 524-538 [PMID: 26762581 DOI: 10.1016/j.ajpath.2015.10.029]
 - 20 **Huang SS**, Chen DZ, Wu H, Chen RC, Du SJ, Dong JJ, Liang G, Xu LM, Wang XD, Yang YP, Yu ZP, Feng WK, Chen YP. Cannabinoid receptors are involved in the protective effect of a novel curcumin derivative C66 against CCl₄-induced liver fibrosis. *Eur J Pharmacol* 2016; **779**: 22-30 [PMID: 26945822 DOI: 10.1016/j.ejphar.2016.02.067]
 - 21 **Hafez MM**, Hamed SS, El-Khadragy MF, Hassan ZK, Al Rejaie SS, Sayed-Ahmed MM, Al-Harbi NO, Al-Hosaini KA, Al-Harbi MM, Alhoshani AR, Al-Shabanah OA, Alsharari SD. Effect of ginseng extract on the TGF- β 1 signaling pathway in CCl₄-induced liver fibrosis in rats. *BMC Complement Altern Med* 2017; **17**: 45 [PMID: 28086769 DOI: 10.1186/s12906-016-1507-0]
 - 22 **Sun Y**, Jia L, Huang Z, Wang J, Lu J, Li J. Hepatoprotective effect against CCl₄-induced acute liver damage in mice and High-performance liquid chromatography mass spectrometric method for analysis of the constituents of extract of *Rubus crataegifolius*. *Nat Prod Res* 2017; Epub ahead of print [PMID: 28322066 DOI: 10.1080/14786419.2017.1292264]
 - 23 **Pareek A**, Godavarthi A, Issarani R, Nagori BP. Antioxidant and hepatoprotective activity of *Fagonia schweinfurthii* (Hadidi) Hadidi extract in carbon tetrachloride induced hepatotoxicity in HepG2 cell line and rats. *J Ethnopharmacol* 2013; **150**: 973-981 [PMID: 24140589 DOI: 10.1016/j.jep.2013.09.048]
 - 24 **Vladimir-Knežević S**, Cvijanović O, Blažeković B, Kindl M, Štefan MB, Domitrović R. Hepatoprotective effects of *Micromeria croatica* ethanolic extract against CCl₄-induced liver injury in mice. *BMC Complement Altern Med* 2015; **15**: 233 [PMID: 26174335 DOI: 10.1186/s12906-015-0763-8]
 - 25 **Wahid A**, Hamed AN, Eltahir HM, Abouzied MM. Hepatoprotective activity of ethanolic extract of *Salix subserata* against CCl₄-induced chronic hepatotoxicity in rats. *BMC Complement Altern Med* 2016; **16**: 263 [PMID: 27473536 DOI: 10.1186/s12906-016-1238-2]
 - 26 **Heeba GH**, Mahmoud ME. Therapeutic potential of morin against liver fibrosis in rats: modulation of oxidative stress, cytokine production and nuclear factor kappa B. *Environ Toxicol Pharmacol* 2014; **37**: 662-671 [PMID: 24583409 DOI: 10.1016/j.etap.2014.01.026]
 - 27 **Domitrović R**, Jakovac H, Marchesi VV, Blažeković B. Resolution of liver fibrosis by isoquinoline alkaloid berberine in CCl₄-intoxicated mice is mediated by suppression of oxidative stress and upregulation of MMP-2 expression. *J Med Food* 2013; **16**: 518-528 [PMID: 23734997 DOI: 10.1089/jmf.2012.0175]
 - 28 **He YH**, Li Z, Ni MM, Zhang XY, Li MF, Meng XM, Huang C, Li J. Cryptolepine derivative-6h inhibits liver fibrosis in TGF- β 1-induced HSC-T6 cells by targeting the Shh pathway. *Can J Physiol Pharmacol* 2016; **94**: 987-995 [PMID: 27295431 DOI: 10.1139/cjpp-2016-0157]
 - 29 **Wang Q**, Dai X, Yang W, Wang H, Zhao H, Yang F, Yang Y, Li J, Lv X. Caffeine protects against alcohol-induced liver fibrosis by dampening the cAMP/PKA/CREB pathway in rat hepatic stellate cells. *Int Immunopharmacol* 2015; **25**: 340-352 [PMID: 25701503 DOI: 10.1016/j.intimp.2015.02.012]
 - 30 **Wu T**, Chen JM, Xiao TG, Shu XB, Xu HC, Yang LL, Xing LJ, Zheng PY, Ji G. Qinggan Huoxue Recipe suppresses epithelial-to-mesenchymal transition in alcoholic liver fibrosis through TGF- β 1/Smad signaling pathway. *World J Gastroenterol* 2016; **22**: 4695-4706 [PMID: 27217701 DOI: 10.3748/wjg.v22.i19.4695]
 - 31 **Tang LX**, He RH, Yang G, Tan JJ, Zhou L, Meng XM, Huang XR, Lan HY. Asiatic acid inhibits liver fibrosis by blocking TGF- β 1/Smad signaling in vivo and in vitro. *PLoS One* 2012; **7**: e31350 [PMID: 22363627 DOI: 10.1371/journal.pone.0031350]
 - 32 **Zhou DJ**, Mu D, Jiang MD, Zheng SM, Zhang Y, He S, Weng M, Zeng WZ. Hepatoprotective effect of juglone on dimethylnitrosamine-induced liver fibrosis and its effect on hepatic antioxidant defence and the expression levels of α -SMA and collagen III. *Mol Med Rep* 2015; **12**: 4095-4102 [PMID: 26126609 DOI: 10.3892/mmr.2015.3992]
 - 33 **Zakaria S**, Youssef M, Moussa M, Akl M, El-Ahwany E, El-Raziky M, Mostafa O, Helmy AH, El-Hindawi A. Value of α -smooth muscle actin and glial fibrillary acidic protein in predicting early hepatic fibrosis in chronic hepatitis C virus infection. *Arch Med Sci* 2010; **6**: 356-365 [PMID: 22371771 DOI: 10.5114/aoms.2010.14255]
 - 34 **Wu K**, Huang R, Wu H, Liu Y, Yang C, Cao S, Hou X, Chen B, Dal J, Wu C. Collagen-binding vascular endothelial growth factor attenuates CCl₄-induced liver fibrosis in mice. *Mol Med Rep* 2016; **14**: 4680-4686 [PMID: 27748931 DOI: 10.3892/mmr.2016.5826]
 - 35 **Fuchs BC**, Wang H, Yang Y, Wei L, Polasek M, Schühle DT, Lauwers GY, Parkar A, Sinskey AJ, Tanabe KK, Caravan P. Molecular MRI of collagen to diagnose and stage liver fibrosis. *J Hepatol* 2013; **59**: 992-998 [PMID: 23838178 DOI: 10.1016/j.jhep.2013.06.026]
 - 36 **Cong M**, Liu T, Wang P, Fan X, Yang A, Bai Y, Peng Z, Wu P, Tong X, Chen J, Li H, Cong R, Tang S, Wang B, Jia J, You H. Antifibrotic effects of a recombinant adeno-associated virus

- carrying small interfering RNA targeting TIMP-1 in rat liver fibrosis. *Am J Pathol* 2013; **182**: 1607-1616 [PMID: 23474083 DOI: 10.1016/j.ajpath.2013.01.036]
- 37 **Peng WH**, Tien YC, Huang CY, Huang TH, Liao JC, Kuo CL, Lin YC. Fraxinus rhynchophylla ethanol extract attenuates carbon tetrachloride-induced liver fibrosis in rats via down-regulating the expressions of uPA, MMP-2, MMP-9 and TIMP-1. *J Ethnopharmacol* 2010; **127**: 606-613 [PMID: 20035854 DOI: 10.1016/j.jep.2009.12.016]
- 38 **Latronico T**, Mascia C, Pati I, Zuccala P, Mengoni F, Marocco R, Tieghi T, Belvisi V, Lichtner M, Vullo V, Mastroianni CM, Liuzzi GM. Liver Fibrosis in HCV Monoinfected and HIV/HCV Coinfected Patients: Dysregulation of Matrix Metalloproteinases (MMPs) and Their Tissue Inhibitors TIMPs and Effect of HCV Protease Inhibitors. *Int J Mol Sci* 2016; **17**: 455 [PMID: 27023536 DOI: 10.3390/ijms17040455]

P- Reviewer: Bacskey I, Lee HC **S- Editor:** Qi Y
L- Editor: Wang TQ **E- Editor:** Li D





Published by **Baishideng Publishing Group Inc**
7901 Stoneridge Drive, Suite 501, Pleasanton, CA 94588, USA
Telephone: +1-925-223-8242
Fax: +1-925-223-8243
E-mail: bpgoffice@wjgnet.com
Help Desk: <http://www.f6publishing.com/helpdesk>
<http://www.wjgnet.com>



ISSN 1007-9327

