


World Journal of *Hepatology*

World J Hepatol 2017 December 28; 9(36): 1296-1388



**MINIREVIEWS**

- 1296** Hepatectomy for hepatocellular carcinoma with portal vein tumor thrombus
Kamiyama T, Kakisaka T, Orimo T, Wakayama K
- 1305** Molecular basis of hepatocellular carcinoma induced by hepatitis C virus infection
Irshad M, Gupta P, Irshad K

ORIGINAL ARTICLE**Retrospective Cohort Study**

- 1315** Recent trends in liver transplantation for alcoholic liver disease in the United States
Kling CE, Perkins JD, Carithers RL, Donovan DM, Sibulesky L
- 1322** Reverse time-dependent effect of alphafetoprotein and disease control on survival of patients with Barcelona Clinic Liver Cancer stage C hepatocellular carcinoma
Ponziani FR, Spinelli I, Rinninella E, Cerrito L, Saviano A, Avolio AW, Basso M, Miele L, Riccardi L, Zocco MA, Annicchiarico BE, Garcovich M, Biolato M, Marrone G, De Gaetano AM, Iezzi R, Giulante F, Vecchio FM, Agnes S, Addolorato G, Siciliano M, Rapaccini GL, Grieco A, Gasbarrini A, Pompili M
- 1332** Hospital contacts with alcohol problems prior to liver cirrhosis or pancreatitis diagnosis
Askgaard G, Neermark S, Leon DA, Kjær MS, Tolstrup JS
- 1340** Efficacy and safety of sofosbuvir and ledipasvir in Japanese patients aged 75 years or over with hepatitis C genotype 1
Ozono Y, Nagata K, Hasuike S, Iwakiri H, Nakamura K, Tsuchimochi M, Yamada Y, Takaishi Y, Sueta M, Miike T, Tahara Y, Yamamoto S, Shide K, Hidaka T, Kubuki Y, Kusumoto K, Ochiai T, Kato J, Komada N, Hirono S, Kuroki K, Shigehira M, Shimoda K

Retrospective Study

- 1346** Women receive more inpatient resections and ablations for hepatocellular carcinoma than men
Sobotka L, Hinton A, Conteh L
- 1352** Impact of sustained virologic response on chronic kidney disease progression in hepatitis C
Aby ES, Dong TS, Kawamoto J, Pisegna JR, Benhammou JN

CASE REPORT

- 1361 *De-novo* hepatocellular carcinoma after pediatric living donor liver transplantation
Torres-Landa S, Munoz-Abraham AS, Fortune BE, Gurung A, Pollak J, Emre SH, Rodriguez-Davalos MI, Schilsky ML
- 1367 Autoimmune hepatitis in the setting of human immunodeficiency virus infection: A case series
Ofori E, Ramai D, Ona MA, Reddy M
- 1372 Sequential tumor-directed and lobar radioembolization before major hepatectomy for hepatocellular carcinoma
Vouche M, Degrez T, Bouazza F, Delatte P, Gomez Galdon M, Hendlisz A, Flamen P, Donckier V
- 1378 Primary biliary cholangitis metachronously complicated with combined hepatocellular carcinoma-cholangiocellular carcinoma and hepatocellular carcinoma
Ide R, Oshita A, Nishisaka T, Nakahara H, Aimitsu S, Itamoto T
- 1385 Eosinophilic cholangitis treatment with budesonide
De Roza MA, Lim CH

ABOUT COVER

Editorial Board Member of *World Journal of Hepatology*, Toshiya Kamiyama, MD, PhD, Assistant Professor, Surgeon, Surgical Oncologist, Department of Gastroenterological Surgery I, Graduate School of Medicine, Hokkaido University, Sapporo 060-8638, Japan

AIM AND SCOPE

World Journal of Hepatology (*World J Hepatol*, *WJH*, online ISSN 1948-5182, DOI: 10.4254), is a peer-reviewed open access academic journal that aims to guide clinical practice and improve diagnostic and therapeutic skills of clinicians.

WJH covers topics concerning liver biology/pathology, cirrhosis and its complications, liver fibrosis, liver failure, portal hypertension, hepatitis B and C and inflammatory disorders, steatohepatitis and metabolic liver disease, hepatocellular carcinoma, biliary tract disease, autoimmune disease, cholestatic and biliary disease, transplantation, genetics, epidemiology, microbiology, molecular and cell biology, nutrition, geriatric and pediatric hepatology, diagnosis and screening, endoscopy, imaging, and advanced technology. Priority publication will be given to articles concerning diagnosis and treatment of hepatology diseases. The following aspects are covered: Clinical diagnosis, laboratory diagnosis, differential diagnosis, imaging tests, pathological diagnosis, molecular biological diagnosis, immunological diagnosis, genetic diagnosis, functional diagnostics, and physical diagnosis; and comprehensive therapy, drug therapy, surgical therapy, interventional treatment, minimally invasive therapy, and robot-assisted therapy.

We encourage authors to submit their manuscripts to *WJH*. We will give priority to manuscripts that are supported by major national and international foundations and those that are of great basic and clinical significance.

INDEXING/ABSTRACTING

World Journal of Hepatology is now indexed in Emerging Sources Citation Index (Web of Science), PubMed, PubMed Central, and Scopus.

FLYLEAF

I-IV Editorial Board

EDITORS FOR THIS ISSUE

Responsible Assistant Editor: *Xiang Li*
Responsible Electronic Editor: *Jin-Li Yan*
Proofing Editor-in-Chief: *Lian-Sheng Ma*

Responsible Science Editor: *Li-Jun Cui*
Proofing Editorial Office Director: *Xin-Xia Song*

NAME OF JOURNAL
World Journal of Hepatology

ISSN
ISSN 1948-5182 (online)

LAUNCH DATE
October 31, 2009

FREQUENCY
36 Issues/Year (8th, 18th, and 28th of each month)

EDITORS-IN-CHIEF
Clara Balsano, PhD, Professor, Department of Biomedicine, Institute of Molecular Biology and Pathology, Rome 00161, Italy

Wan-Long Chuang, MD, PhD, Doctor, Professor, Hepatobiliary Division, Department of Internal Medicine, Kaohsiung Medical University Hospital, Kaohsiung Medical University, Kaohsiung 807, Taiwan

EDITORIAL BOARD MEMBERS
All editorial board members resources online at <http://www.wjgnet.com>

www.wjgnet.com/1948-5182/editorialboard.htm

EDITORIAL OFFICE
Xiu-Xia Song, Director
World Journal of Hepatology
Baishideng Publishing Group Inc
7901 Stoneridge Drive, Suite 501,
Pleasanton, CA 94588, USA
Telephone: +1-925-2238242
Fax: +1-925-2238243
E-mail: editorialoffice@wjgnet.com
Help Desk: <http://www.f6publishing.com/helpdesk>
<http://www.wjgnet.com>

PUBLISHER
Baishideng Publishing Group Inc
7901 Stoneridge Drive, Suite 501,
Pleasanton, CA 94588, USA
Telephone: +1-925-2238242
Fax: +1-925-2238243
E-mail: bpgoffice@wjgnet.com
Help Desk: <http://www.f6publishing.com/helpdesk>
<http://www.wjgnet.com>

PUBLICATION DATE
December 28, 2017

COPYRIGHT
© 2017 Baishideng Publishing Group Inc. Articles published by this Open Access journal are distributed under the terms of the Creative Commons Attribution Non-commercial License, which permits use, distribution, and reproduction in any medium, provided the original work is properly cited, the use is non commercial and is otherwise in compliance with the license.

SPECIAL STATEMENT
All articles published in journals owned by the Baishideng Publishing Group (BPG) represent the views and opinions of their authors, and not the views, opinions or policies of the BPG, except where otherwise explicitly indicated.

INSTRUCTIONS TO AUTHORS
<http://www.wjgnet.com/bpg/gerinfo/204>

ONLINE SUBMISSION
<http://www.f6publishing.com>

Retrospective Cohort Study

Hospital contacts with alcohol problems prior to liver cirrhosis or pancreatitis diagnosis

Gro Askgaard, Søren Neermark, David A Leon, Mette S Kjær, Janne S Tolstrup

Gro Askgaard, Mette S Kjær, Department of Hepatology, Copenhagen University Hospital, Copenhagen Ø DK-2100, Denmark

Gro Askgaard, Søren Neermark, Janne S Tolstrup, National Institute of Public Health, University of Southern Denmark, Copenhagen K DK-1353, Denmark

David A Leon, Department of Non-Communicable Disease Epidemiology, Faculty of Epidemiology and Population Sciences, London School of Hygiene and Tropical Medicine, London WC1E 7HT, United Kingdom

David A Leon, Department of Community Medicine, UiT Arctic University of Norway, Tromsø 9019, Norway

ORCID number: Gro Askgaard (0000-0003-2775-8754); Søren Neermark (0000-0002-0677-0140); David A Leon (0000-0001-9747-1762); Mette S Kjær (0000-0001-6322-4077); Janne S Tolstrup (0000-0002-9796-3967).

Author contributions: All authors contributed to conception and design; Askgaard G and Neermark S contributed to data analysis; Askgaard G and Tolstrup JS contributed to writing the manuscript; all authors contributed to critically revising the manuscript.

Institutional review board statement: No institutional board review was conducted. This was a registry-based study only, and no such review was required due to the laws in Denmark.

Informed consent statement: No informed consent was obtained. This was a registry-based study only, and no informed consent was required due to the laws in Denmark.

Conflict-of-interest statement: No potential conflicts of interest relevant to this article were reported.

Open-Access: This article is an open-access article which was selected by an in-house editor and fully peer-reviewed by external reviewers. It is distributed in accordance with the Creative Commons Attribution Non Commercial (CC BY-NC 4.0) license, which permits others to distribute, remix, adapt, build upon this work non-commercially, and license their derivative works on

different terms, provided the original work is properly cited and the use is non-commercial. See: <http://creativecommons.org/licenses/by-nc/4.0/>

Manuscript source: Unsolicited manuscript

Correspondence to: Gro Askgaard, MD, PhD, Department of Hepatology, Copenhagen University Hospital, Rigshospitalet, Blegdamsvej 9, Copenhagen Ø DK-2100, Denmark. gro.askgaard@regionh.dk
Telephone: +45-35453545
Fax: +45-35452913

Received: August 30, 2017
Peer-review started: August 31, 2017
First decision: September 26, 2017
Revised: October 15, 2017
Accepted: November 3, 2017
Article in press: November 3, 2017
Published online: December 28, 2017

Abstract

AIM

To evaluate prior hospital contacts with alcohol problems in patients with alcoholic liver cirrhosis and pancreatitis.

METHODS

This was a register-based study of all patients diagnosed with alcoholic liver cirrhosis or pancreatitis during 2008-2012 in Denmark. Hospital contacts with alcohol problems (intoxication, harmful use, or dependence) in the 10-year period preceding the diagnosis of alcoholic liver cirrhosis and pancreatitis were identified.

RESULTS

In the 10 years prior to diagnosis, 40% of the 7719 alcoholic liver cirrhosis patients and 40% of the 1811

alcoholic pancreatitis patients had at least one prior hospital contact with alcohol problems. Every sixth patient (15%-16%) had more than five contacts. A similar pattern of prior hospital contacts was observed for alcoholic liver cirrhosis and pancreatitis. Around 30% were diagnosed with alcohol dependence and 10% with less severe alcohol diagnoses. For the majority, admission to somatic wards was the most common type of hospital care with alcohol problems. Most had their first contact with alcohol problems more than five years prior to diagnosis.

CONCLUSION

There may be opportunities to reach some of the patients who later develop alcoholic liver cirrhosis or pancreatitis with preventive interventions in the hospital setting.

Key words: Alcoholic liver disease; Alcoholic pancreatic disease; Nationwide; Prevention; Hospital contacts

© The Author(s) 2017. Published by Baishideng Publishing Group Inc. All rights reserved.

Core tip: Alcohol-related liver and pancreatic disease are preceded by many years of heavy drinking. Hospital contacts with obvious alcohol problems prior to development of alcohol-related liver or pancreatic disease may constitute opportunities for prevention if alcohol problems were to be consistently managed. In this study of all Danish alcoholic liver cirrhosis and alcoholic pancreatitis patients, forty percent had at least one previous hospital contact with obvious alcohol problems in the 10 years prior to diagnosis. Most of these patients had their first contact with alcohol problems more than five years prior to diagnosis.

Askgaard G, Neermark S, Leon DA, Kjær MS, Tolstrup JS. Hospital contacts with alcohol problems prior to liver cirrhosis or pancreatitis diagnosis. *World J Hepatol* 2017; 9(36): 1332-1339 Available from: URL: <http://www.wjgnet.com/1948-5182/full/v9/i36/1332.htm> DOI: <http://dx.doi.org/10.4254/wjgh.v9.i36.1332>

INTRODUCTION

Alcohol is the single most important cause of liver and pancreatic disease in Western countries^[1,2]. Alcohol-related liver and pancreatic disease are associated with a considerably mortality risk^[3,4], preceded by years of heavy drinking^[5,6]. However, among hazardous drinkers reducing or abandoning alcohol consumption can attenuate the risk of full blown disease or death due to alcohol-related liver and pancreatic disease^[2,7,8]. Since these diseases develop over many years prior to diagnosis, this offers a window of opportunity in which preventive interventions could be implemented.

Hospital contacts with alcohol problems in the

period before disease may constitute opportunities for offering alcohol treatment^[9,10]. Such hospital contacts include those involving alcohol intoxication (a marker of excessive drinking), harmful alcohol use (a diagnosis used for mild cases of alcohol dependence or when the alcohol use has caused physical or mental disease), and alcohol dependence in more severe cases of alcohol problems^[11,12]. In Denmark^[13], as in many other countries^[14-16], formalised hospital-based alcohol treatment is not available. For example, patients admitted with alcohol withdrawal will be discharged when acute symptoms have been alleviated, without the development of further treatment for underlying alcohol misuse or dependence.

We recently found that patients with hospital contacts with alcohol problems had a more than 10-fold greater rate of alcoholic liver cirrhosis compared to the general population^[17]. In the present study, the reverse situation was evaluated; the extent to which patients with alcoholic liver cirrhosis or alcoholic pancreatitis have prior hospital contacts with alcohol problems. Earlier studies found that 33%-58% of liver cirrhosis patients had prior hospital contacts indicated by disorders that are sometimes, though not always, associated with alcohol problems such as injuries, non-variceal upper gastrointestinal bleeding, and epilepsy^[18-20]. Hospital contacts with a more specific set of alcohol problems, however, might represent a more feasible opportunity to offer alcohol treatment.

We conducted a nationwide study of all patients who were diagnosed with alcoholic liver cirrhosis and alcoholic pancreatitis 2008 to 2012 in Denmark. In these patients, we evaluated the extent of prior hospital contacts with alcohol problems in the 10 years prior to their diagnosis of alcoholic liver cirrhosis or alcoholic pancreatitis.

MATERIALS AND METHODS

Data sources

The study was based on Danish nationwide registries. All Danish citizens have access to free healthcare. The National Patient Register contains data on all somatic hospital admissions since 1977^[21]. From 1995 contacts with emergency rooms, outpatient clinics, and psychiatric hospital were recorded. The Danish Register of Causes of Death has recorded causes of death among all Danish citizens since 1970^[22]. In all registries, diagnoses are recorded according to the 8th (1971-1993) and 10th (1994-present) revision of the international classification of diseases (ICD)^[21].

Information on vital status, civil status, and migration to and from Denmark was obtained from the Danish Civil Registration System and education from Statistics Denmark^[23]. The registries were linked by a personal identification number, a identifier assigned to all Danish residents at birth since 1968^[23].

Study population

The study population consisted of all patients with a first diagnosis of alcoholic liver cirrhosis or alcoholic pancreatitis in Denmark from 2008 to 2012 (alcoholic liver cirrhosis; ICD-8: 571.0 and ICD-10: K70.3, K70.4 and alcoholic pancreatitis; ICD-10: K85.2, K86.0). Patients diagnosed with alcoholic liver cirrhosis or alcoholic pancreatitis from 1977, when The National Patient Register was initiated, to 2008 were therefore excluded. We combined acute and chronic alcoholic pancreatitis since they are often found together and are both preceded by years of heavy drinking^[2,7]. In Denmark, there are restrictions on alcohol sale for young people less than 16-18 years. To ensure 10 years of follow-back before the diagnosis, we excluded patients less than 28 years of age at diagnosis ($n = 27$). Information from The National Patient Register and Danish Register of Causes of Death were combined. The patients not diagnosed during life but with alcoholic liver cirrhosis or alcoholic pancreatitis as their cause of death were included. Patients diagnosed with alcoholic liver cirrhosis and alcoholic pancreatitis on the same day ($n = 65$) were assigned to the alcoholic liver cirrhosis group due to the higher mortality associated with this disease^[3,24].

Comorbidity was assessed according to the Charlson Comorbidity Index score based on diagnoses made in the course of hospital contacts in the 10 years prior to diagnosis^[25]. Psychiatric comorbidity was measured as the number of the following psychiatric diseases (ICD-10 codes): Dementia and organic disorders not caused by alcohol (F00-09), schizophrenia (F20-29), mood disorders (F30-39), neurotic and stress-related (F40-49), behavioural syndromes associated with physiological disturbances (F50-59), personality disorders (F60-69), mental retardation (F70-79), disorders of psychological development (F80-89), and behavioural and emotional disorders (F90-99)^[11].

Prior hospital contacts with alcohol problems

A prior hospital contact with alcohol problems [alcohol intoxication (ICD-10: F10.0), harmful alcohol use (ICD-10: F10.1), or alcohol dependence (ICD-10: F10.2, F10.3, F10.4, F10.5)] was restricted to those occurring in the 10 years before the diagnosis of alcoholic liver cirrhosis or alcoholic pancreatitis. However, contacts occurring in the three months prior to diagnosis were excluded to avoid including hospital contacts that might have been precipitated by symptoms of liver or pancreatic disease that were not immediately recognised. A maximum of one hospital contact with alcohol problems per day was included.

Statistical analysis

Analyses were carried out separately for patients diagnosed with alcoholic liver cirrhosis and alcoholic pancreatitis. We did not calculate confidence limits since we had nationwide data^[26]. Assessment of comparability

of demographic and medical characteristics between patients with and without prior hospital contacts with alcohol problems were performed using χ^2 test for categorical data and t -test for continuous data on age, which followed a normal distribution. Alcohol diagnoses (alcohol intoxication, harmful alcohol use, and alcohol dependence) were assessed as an indicator of the severity of alcohol problems among patients with alcoholic liver cirrhosis and alcoholic pancreatitis^[12]. We also estimated the type of hospital care of the prior hospital contacts with alcohol problems (somatic, psychiatric, inpatient, emergency room, or outpatient clinic). Finally, we estimated the time in years that had passed from the initial hospital contact with alcohol problems to alcoholic liver cirrhosis or pancreatitis diagnosis. All analyses were carried out in SAS version 9.4.

RESULTS

From 2008 to 2012, 7719 patients were diagnosed with alcoholic liver cirrhosis and 1811 were diagnosed with alcoholic pancreatitis in Denmark. Of patients with alcoholic liver cirrhosis, 3058 (40%) had at least one hospital contact with alcohol problems within the prior 10 years excluding the three months prior to diagnosis (Table 1). The equivalent number was 719 (40%) for patients with alcoholic pancreatitis. In both patient groups, those with prior hospital contacts with alcohol problems were younger, more often men, more often married, and more often had somatic and psychiatric disease compared to those with no such contacts. For example, of patients with alcoholic liver cirrhosis with prior hospital contacts with alcohol problems, 2217 (72%) had no psychiatric comorbidity, 522 (17%) one, and 319 (10%) had two or more. In alcoholic liver cirrhosis patients without prior hospital contacts with alcohol problems, these numbers were 4394 (94%), 203 (4.6%) and 64 (1.4%).

The number of patients not diagnosed during life but having alcoholic liver cirrhosis and alcoholic pancreatitis as their cause of death were 875 (11%) and 106 (5.9%).

Number of prior hospital contacts with alcohol problems

The 7719 patients with alcoholic liver cirrhosis had a total of 38227 hospital contacts with alcohol problems in the prior 10-years (mean of 5.0 contacts). The median number (5th-95th percentiles) of prior contacts was 0 (0-19). The 1811 patients with alcoholic pancreatitis had 8997 prior hospital contacts with alcohol problems in the prior 10 years (mean of 5.0 contacts). The median number (5th-95th percentiles) of prior contacts was also 0 (0-19) in these patients.

Whereas 60% of the alcoholic liver cirrhosis patients had no prior hospital contacts with alcohol problems in the prior 10 years, 902 (12%) had one, 992 (13%) had two to four, 509 (7.0%) had five to nine, and 650 (8.0%) had ten or more (Figure 1). The percentages were similar in patients with alcoholic pancreatitis.

Table 1 Demographic and medical characteristics among patients newly diagnosed with alcoholic liver cirrhosis or alcoholic pancreatitis 2008-2012 in Denmark according to a prior hospital contact with alcohol problems within 10 years *n* (%)

Characteristic	Alcoholic liver cirrhosis (<i>n</i> = 7719)			Alcoholic pancreatitis (<i>n</i> = 1811)		
	Yes	No	<i>P</i> value	Yes	No	<i>P</i> value
Cohort, <i>n</i>	3058 (40)	4661 (60)		719 (40)	1092 (60)	
Age, mean (range)	57 (29-92)	61 (28-93)	< 0.0001	53 (28-90)	58 (28-92)	< 0.0001
Sex, men	2144 (70)	3159 (68)	0.03	562 (78)	810 (74)	0.05
Civil status, married	1338 (44)	1681 (36)	< 0.0001	289 (40)	345 (32)	0.000
Education (yr)			0.001			0.38
≤ 9	1479 (48)	2062 (44)		342 (48)	483 (44)	
9-11	1170 (38)	1950 (42)		297 (41)	481 (44)	
≥ 12	409 (14)	649 (14)		80 (11)	128 (12)	
Charlson comorbidity index			< 0.0001			0.02
0	938 (31)	1890 (41)		263 (36)	472 (43)	
1-2	1201 (39)	1402 (30)		285 (40)	391 (36)	
≥ 3	919 (30)	1369 (29)		171 (24)	229 (21)	
Number of psychiatric comorbidities			< 0.0001			< 0.0001
0	2217 (73)	4394 (94)		478 (67)	990 (91)	
1	522 (17)	203 (4.6)		139 (19)	68 (6.0)	
≥ 2	319 (10)	64 (1.4)		102 (14)	34 (3.0)	

Values are numbers (percentages) unless otherwise stated, *n* = 9530.

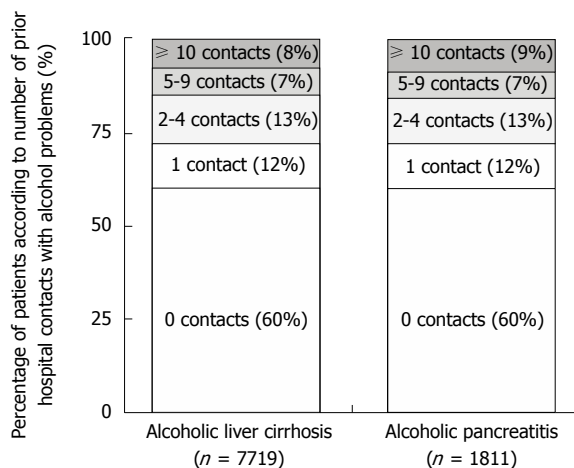


Figure 1 Number of hospital contacts with alcohol problems in the prior 10 years among patients newly diagnosed with alcoholic liver cirrhosis or alcoholic pancreatitis 2008-2012 in Denmark. Values are percentages of patients (*n* = 9530).

Alcohol diagnoses and type of hospital care of prior hospital contacts with alcohol problems

Nearly a third of patients with alcoholic liver cirrhosis and alcoholic pancreatitis had a diagnosis of alcohol dependence when hospitalized with alcohol problems in the prior 10 years (Table 2). Only 10% had less severe alcohol diagnoses of harmful alcohol use (6.7%-7.5%) or alcohol intoxication (2.3%-2.5%).

More patients had been admitted to a somatic hospital (36%) with alcohol problems than to a psychiatric hospital (15%-16%) in the 10 years prior to diagnosis. Admission to somatic wards with alcohol problems was the most common type of hospital care, which accounted to 2051 (27%) of patients with alcoholic liver cirrhosis and 509 (28%) of patients with

alcoholic pancreatitis.

Time between the initial hospital contact with alcohol problems and diagnosis

In those patients diagnosed with alcoholic liver cirrhosis who had a prior hospital contact with alcohol problem, more than half had it at least five years before their diagnosis (Figure 2). Only 340 (4%) of all alcoholic liver cirrhosis patients had an initial contact with alcohol problems in the year before diagnosis whereas 980 (14%) had it one two to four years before, 1312 (16%) five to nine years before, and in 426 (6%) ten years before. A similar pattern was seen for those diagnosed with alcoholic pancreatitis.

DISCUSSION

In the present study, 40% of all Danish patients with alcoholic liver cirrhosis and alcoholic pancreatitis diagnosed from 2008 to 2012 had at least one hospital contact with alcohol problems in the prior 10 years before diagnosis. Every sixth patient (15%-16%) had more than five contacts. The pattern of prior hospital contacts with alcohol problems was similar for patients diagnosed with alcoholic liver cirrhosis and alcoholic pancreatitis. Roughly 30% had been given a prior diagnosis of alcohol dependence and 10% had less severe alcohol diagnoses (harmful use and intoxication). Inpatient admission to a somatic ward was the type of hospital care most patients have had with prior alcohol problems. More than half of cases with a prior hospital contact in the preceding 10 years had had their initial alcohol-related contact five or more years prior to diagnosis.

This study has a number of strengths. It covers

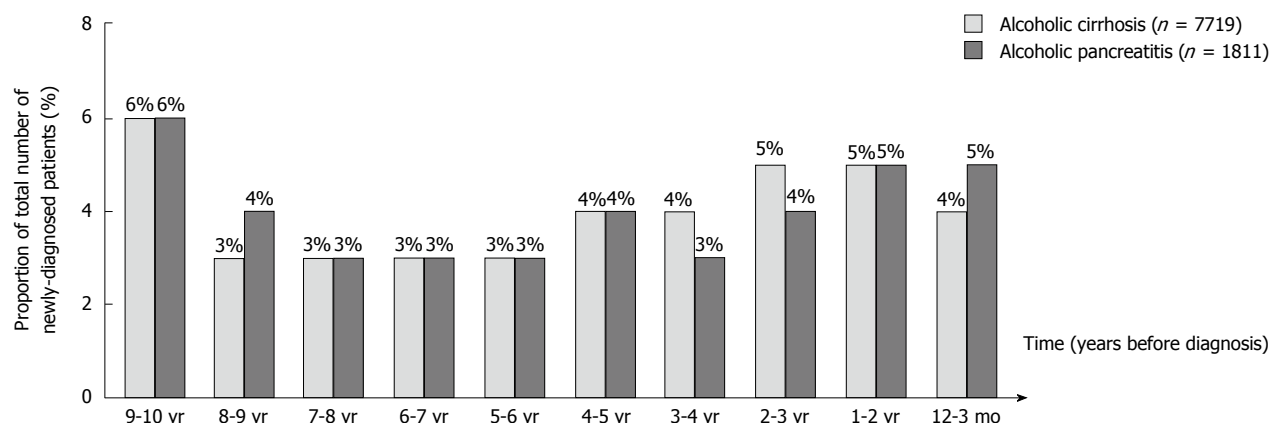


Figure 2 Years between initial hospital contact with alcohol problems and alcoholic liver cirrhosis or pancreatitis diagnosis among patients newly diagnosed with alcoholic liver cirrhosis or alcoholic pancreatitis 2008-2012 in Denmark. Values are percentages of patients ($n = 9530$).

Table 2 Most severe alcohol diagnosis recorded and types of hospital care of prior hospital contacts with alcohol problems within 10 years, among patients newly diagnosed with alcoholic liver cirrhosis or alcoholic pancreatitis 2008-2012 in Denmark

	Alcoholic liver cirrhosis ($n = 7719$)	Alcoholic pancreatitis ($n = 1811$)
Prior hospital contact with alcohol problems		
No	4661 (60)	1092 (60)
Yes	3058 (40)	719 (40)
If yes, the most severe alcohol problem diagnosis recorded		
Intoxication	184 (2.3)	46 (2.5)
Harmful use	527 (6.7)	141 (7.8)
Dependence	2347 (31)	532 (30)
If yes, types of hospital care ¹		
Somatic hospital	2743 (36)	644 (36)
Somatic ward	2051 (27)	509 (28)
Somatic emergency room	970 (13)	226 (12)
Somatic outpatient clinic	1150 (15)	250 (14)
Psychiatric hospital	1157 (15)	294 (16)
Psychiatric ward	454 (5.9)	126 (7.0)
Psychiatric emergency room	775 (10)	192 (11)
Psychiatric outpatient clinic	431 (5.6)	125 (6.9)

¹Patients counted in several categories if they had more than one prior hospital contact with alcohol problems with different types of hospital care. Values are numbers (percentages) of patients ($n = 9530$).

the entire Danish population for which there is almost complete data on hospital care^[21], and cause of death^[22]. The alcoholic liver cirrhosis diagnosis in the registry has a high positive predictive value of correctly specifying liver cirrhosis: 78%-92% when compared to information from liver biopsies or clinical evaluation^[27,28]. The validity of the alcoholic pancreatitis diagnosis has not been evaluated, but since this diagnosis is managed by gastroenterology specialists in Denmark, we expect the validity to be high^[4]. A potential limitation is the validity of the classification of hospital contacts with alcohol problems. These diagnoses are most likely underreported leading to an underestimation of prior hospital contacts with alcohol problems^[29].

Prior studies of cirrhosis patients found that 33%-58% had prior health care attendances with disorders that are sometimes associated with alcohol problems^[18,20]. This is in accordance with our study where

40% of alcoholic cirrhosis patients had prior hospital contacts with alcohol problems. Our finding that some of the patients with alcohol problems have a considerably high number of repeated contacts due to alcohol has been reported before^[12]. To our knowledge, no other study has assessed alcohol problems in patients with alcoholic pancreatitis.

The proportion of alcoholic liver cirrhosis patients with alcohol problems and the severity of these problems found in our study are in line with results from questionnaire-based studies^[30-32]. These studies found roughly one third of patients to be moderate or severely alcohol dependent, one third mildly dependent and one third not dependent^[30-32]. This underscores the observation that alcoholic liver cirrhosis patients in general have a lower degree of alcohol problems than people seeking treatment for alcohol problems^[31,33].

The majority of prior hospital contacts with alcohol problems were with somatic, not psychiatric hospitals.

This is likely to reflect the fact that the majority of these cases were precipitated by injuries or non-psychiatric comorbidity^[19,20]. That most contacts were as ward admissions rather than emergency room indicate a higher level of disease severity needing longer observation or more complex treatment than could be offered in the emergency room. The relatively few outpatient contacts with alcohol problems might indicate a lower utilization of routine or preventive care in favour of acute hospital admissions when health problems have become more severe, which was observed in heavy drinkers of old age^[34].

Finally, in agreement with the long period of heavy drinking that commonly precedes the development of alcoholic liver cirrhosis and alcoholic pancreatitis^[5,6,8], for the majority of patients in our study with prior alcohol contacts, more than five years had passed between their initial contact and diagnosis of alcoholic liver cirrhosis and pancreatitis.

The implication of our study is that there are opportunities to reach around half of patients who later develop alcoholic liver cirrhosis or alcoholic pancreatitis with preventive interventions in the hospital setting^[9]. Suggested preventive interventions for liver disease involve implementation of hospital-based alcohol care teams which was shown to reduce alcohol-related admissions^[9,35]. It may also involve non-invasive assessment of liver disease^[36,37]. Hospital patients with alcohol problems and somatic disease or injury are in particular motivated for alcohol treatment^[38-41].

Future studies should assess contacts with obvious alcohol problems in primary care in addition to hospital contacts to compare where patients are most frequently seen with alcohol problems prior to diagnosis of alcoholic liver cirrhosis or alcoholic pancreatitis^[18,20,42].

About half of alcoholic liver cirrhosis and pancreatitis patients had hospital contacts with alcohol problems prior to diagnosis. There seems to be opportunities to reach some of the patients who later develop alcoholic liver cirrhosis or pancreatitis with preventive interventions in the hospital setting.

ARTICLE HIGHLIGHTS

Research background

Alcoholic liver cirrhosis and alcoholic pancreatitis develop over many years prior to diagnosis, which offers a window of opportunity in which preventive interventions could be implemented. Hospital contacts with alcohol problems in the period before disease may constitute opportunities for offering alcohol treatment. Earlier studies found that 33%-58% of liver cirrhosis patients had prior hospital contacts indicated by disorders that are sometimes, though not always, associated with alcohol problems such as injuries, non-variceal upper gastrointestinal bleeding, and epilepsy. Hospital contacts with a specific set of alcohol problems (alcohol intoxication, harmful alcohol use, and alcohol dependence) might represent a more feasible opportunity to offer alcohol treatment than disorders associated with alcohol problems. No prior studies evaluated hospital contacts with alcohol problems in patients with alcoholic pancreatitis.

Research motivation

In Denmark, as in many other countries, formalised hospital-based alcohol

treatment is not available. Hospitalization with alcohol problems prior to alcoholic liver cirrhosis or pancreatitis diagnosis may represent an opportunity to offer preventive interventions. In a nationwide study, we evaluated previous hospital contacts with alcohol problems in patients with incident alcoholic liver cirrhosis and alcoholic pancreatitis diagnosis.

Research objectives

The objective was to conduct a nationwide study of all patients diagnosed with alcoholic liver cirrhosis and alcoholic pancreatitis 2008 to 2012 in Denmark. In these patients, the extent of prior hospital contacts with alcohol problems in the 10 years prior to their diagnosis of alcoholic liver cirrhosis or alcoholic pancreatitis were evaluated.

Research methods

This was a nationwide, register-based study of all patients diagnosed with alcoholic liver cirrhosis or pancreatitis during 2008-2012 in Denmark. Hospital contacts with alcohol problems (intoxication, harmful use, or dependence) in the 10-year period preceding the diagnosis of alcoholic liver cirrhosis or pancreatitis were identified. Data was obtained from nationwide registries on hospital contacts and causes of death. This is the first study to evaluate prior hospital contacts with alcohol problems in a nationwide design. Furthermore, no prior studies included psychiatric hospital contacts with alcohol problems. Hospital contacts with alcohol problems occurring in the three months prior to diagnosis of alcoholic liver cirrhosis and pancreatitis were excluded to avoid including hospital contacts that might have been precipitated by symptoms of liver or pancreatic disease that were not immediately recognised. Alcohol diagnoses (alcohol intoxication, harmful alcohol use, and alcohol dependence) were assessed as an indicator of the severity of alcohol problems among patients with alcoholic liver cirrhosis and alcoholic pancreatitis. We also estimated the type of hospital care of the prior hospital contacts with alcohol problems (somatic, psychiatric, inpatient, emergency room, or outpatient clinic). Finally, we estimated the time in years that had passed from the initial hospital contact with alcohol problems to alcoholic liver cirrhosis or pancreatitis diagnosis.

Research results

In the 10 years prior to diagnosis, 40% of the 7719 alcoholic liver cirrhosis patients and 40% of the 1811 alcoholic pancreatitis patients had at least one prior hospital contact with alcohol problems. Every sixth patient (15%-16%) had more than five contacts. The 7719 patients with alcoholic liver cirrhosis had a total of 38227 hospital contacts with alcohol problems in the prior 10-years (mean of 5.0 contacts). The median number (5th-95th percentiles) of prior contacts was 0 (0-19). The 1811 patients with alcoholic pancreatitis had 8997 prior hospital contacts with alcohol problems in the prior 10 years (mean of 5.0 contacts). The median number (5th-95th percentiles) of prior contacts was also 0 (0-19) in these patients. A similar pattern of prior hospital contacts was observed for alcoholic liver cirrhosis and pancreatitis. Around 30% were diagnosed with alcohol dependence and 10% with less severe alcohol diagnoses. For the majority, admission to somatic wards was the most common type of hospital care with alcohol problems. Most had their first contact with alcohol problems more than five years prior to diagnosis.

Research conclusions

In the present study, 40% of all Danish patients with alcoholic liver cirrhosis and alcoholic pancreatitis diagnosed from 2008 to 2012 had at least one hospital contact with alcohol problems in the prior 10 years before diagnosis. Every sixth patient (15%-16%) had more than five contacts. The pattern of prior hospital contacts with alcohol problems was similar for patients diagnosed with alcoholic liver cirrhosis and alcoholic pancreatitis. Roughly 30% had been given a prior diagnosis of alcohol dependence and 10% had less severe alcohol diagnoses (harmful use and intoxication). Inpatient admission to a somatic ward was the type of hospital care most patients have had with prior alcohol problems. More than half of cases with a prior hospital contact in the preceding 10 years had had their initial alcohol-related contact five or more years prior to diagnosis. The implication of our study is that there are opportunities to reach around half of patients who later develop alcoholic liver cirrhosis or alcoholic pancreatitis with preventive interventions in the hospital setting. Suggested preventive interventions for liver disease involve implementation of hospital-based alcohol care teams which was shown to reduce alcohol-related admissions. It may also

involve non-invasive assessment of liver disease. Hospital patients with alcohol problems and somatic disease or injury are in particular motivated for alcohol treatment.

Research perspectives

Future studies should assess contacts with obvious alcohol problems in primary care in addition to hospital contacts to compare where patients are most frequently seen with alcohol problems prior to diagnosis of alcoholic liver cirrhosis or alcoholic pancreatitis. In particular, randomized controlled trials are needed to evaluate if alcohol treatment in the hospital setting can decrease the incidence of alcoholic liver cirrhosis and alcoholic pancreatitis.

REFERENCES

- 1 **Rehm J**, Samokhvalov AV, Shield KD. Global burden of alcoholic liver diseases. *J Hepatol* 2013; **59**: 160-168 [PMID: 23511777 DOI: 10.1016/j.jhep.2013.03.007]
- 2 **Muniraj T**, Aslanian HR, Farrell J, Jamidar PA. Chronic pancreatitis, a comprehensive review and update. Part I: epidemiology, etiology, risk factors, genetics, pathophysiology, and clinical features. *Dis Mon* 2014; **60**: 530-550 [PMID: 25510320 DOI: 10.1016/j.disamonth.2014.11.002]
- 3 **Jepsen P**, Ott P, Andersen PK, Sørensen HT, Vilstrup H. Clinical course of alcoholic liver cirrhosis: a Danish population-based cohort study. *Hepatology* 2010; **51**: 1675-1682 [PMID: 20186844 DOI: 10.1002/hep.23500]
- 4 **Bang UC**, Benfield T, Hyldstrup L, Bendtsen F, Beck Jensen JE. Mortality, cancer, and comorbidities associated with chronic pancreatitis: a Danish nationwide matched-cohort study. *Gastroenterology* 2014; **146**: 989-994 [PMID: 24389306 DOI: 10.1053/j.gastro.2013.12.033]
- 5 **Barrio E**, Tomé S, Rodríguez I, Gude F, Sánchez-Leira J, Pérez-Becerra E, González-Quintela A. Liver disease in heavy drinkers with and without alcohol withdrawal syndrome. *Alcohol Clin Exp Res* 2004; **28**: 131-136 [PMID: 14745311 DOI: 10.1097/01.ALC.0000106301.39746.EB]
- 6 **Nakamura Y**, Kobayashi Y, Ishikawa A, Maruyama K, Higuchi S. Severe chronic pancreatitis and severe liver cirrhosis have different frequencies and are independent risk factors in male Japanese alcoholics. *J Gastroenterol* 2004; **39**: 879-887 [PMID: 15565408 DOI: 10.1007/s00535-004-1405-y]
- 7 **Sand J**, Lankisch PG, Nordback I. Alcohol consumption in patients with acute or chronic pancreatitis. *Pancreatol* 2007; **7**: 147-156 [PMID: 17592227 DOI: 10.1159/000104251]
- 8 **European Association for the Study of Liver**. EASL clinical practical guidelines: management of alcoholic liver disease. *J Hepatol* 2012; **57**: 399-420 [PMID: 22633836 DOI: 10.1016/j.jhep.2012.04.004]
- 9 **Williams R**, Aspinall R, Bellis M, Camps-Walsh G, Cramp M, Dhawan A, Ferguson J, Forton D, Foster G, Gilmore I, Hickman M, Hudson M, Kelly D, Langford A, Lombard M, Longworth L, Martin N, Moriarty K, Newsome P, O'Grady J, Pryke R, Rutter H, Ryder S, Sheron N, Smith T. Addressing liver disease in the UK: a blueprint for attaining excellence in health care and reducing premature mortality from lifestyle issues of excess consumption of alcohol, obesity, and viral hepatitis. *Lancet* 2014; **384**: 1953-1997 [PMID: 25433429 DOI: 10.1016/S0140-6736(14)61838-9]
- 10 **Lid TG**, Oppedal K, Pedersen B, Malterud K. Alcohol-related hospital admissions: missed opportunities for follow up? A focus group study about general practitioners' experiences. *Scand J Public Health* 2012; **40**: 531-536 [PMID: 22899559 DOI: 10.1177/1403494812456636]
- 11 **World Health Organization**. The ICD-10 Classification of Mental and Behavioural Disorders. 1993: 1-267
- 12 **Ahacic K**, Damström-Thakker K, Kåreholt I. Recurring alcohol-related care between 1998 and 2007 among people treated for an alcohol-related disorder in 1997: a register study in Stockholm County. *BMC Public Health* 2011; **11**: 574 [PMID: 21771291 DOI: 10.1186/1471-2458-11-574]
- 13 **Toftdahl NG**, Nordentoft M, Hjorthøj C. Prevalence of substance use disorders in psychiatric patients: a nationwide Danish population-based study. *Soc Psychiatry Psychiatr Epidemiol* 2016; **51**: 129-140 [PMID: 26260950 DOI: 10.1007/s00127-015-1104-4]
- 14 **McLellan AT**, Meyers K. Contemporary addiction treatment: a review of systems problems for adults and adolescents. *Biol Psychiatry* 2004; **56**: 764-770 [PMID: 15556121 DOI: 10.1016/j.biopsych.2004.06.018]
- 15 **Anderson P**, Braddick F RJ GA eds. Alcohol Policy in Europe: Evidence from AMPHORA. Available from: <http://www.amphoraproject.net>
- 16 **Ahacic K**, Kennison RF, Kåreholt I. Alcohol abstinence, non-hazardous use and hazardous use a decade after alcohol-related hospitalization: registry data linked to population-based representative postal surveys. *BMC Public Health* 2014; **14**: 874 [PMID: 25150844 DOI: 10.1186/1471-2458-14-874]
- 17 **Askgaard G**, Leon DA, Kjaer MS, Deleuran T, Gerds TA, Tolstrup JS. Risk for alcoholic liver cirrhosis after an initial hospital contact with alcohol problems: A nationwide prospective cohort study. *Hepatology* 2017; **65**: 929-937 [PMID: 27862159 DOI: 10.1002/hep.28943]
- 18 **Verrill C**, Smith S, Sheron N. Are the opportunities to prevent alcohol related liver deaths in the UK in primary or secondary care? A retrospective clinical review and prospective interview study. *Subst Abuse Treat Prev Policy* 2006; **1**: 16 [PMID: 16776840 DOI: 10.1186/1747-597X-1-16]
- 19 **Rehm J**. The risks associated with alcohol use and alcoholism. *Alcohol Res Health* 2011; **34**: 135-143 [PMID: 22330211]
- 20 **Otete HE**, Orton E, Fleming KM, West J. Alcohol-attributable healthcare attendances up to 10 years prior to diagnosis of alcoholic cirrhosis: a population based case-control study. *Liver Int* 2016; **36**: 538-546 [PMID: 26560966 DOI: 10.1111/liv.13002]
- 21 **Lynge E**, Sandegaard JL, Rebolj M. The Danish National Patient Register. *Scand J Public Health* 2011; **39**: 30-33 [PMID: 21775347 DOI: 10.1177/1403494811401482]
- 22 **Helweg-Larsen K**. The Danish Register of Causes of Death. *Scand J Public Health* 2011; **39**: 26-29 [PMID: 21775346 DOI: 10.1177/1403494811399958]
- 23 **Schmidt M**, Pedersen L, Sørensen HT. The Danish Civil Registration System as a tool in epidemiology. *Eur J Epidemiol* 2014; **29**: 541-549 [PMID: 24965263 DOI: 10.1007/s10654-014-9930-3]
- 24 **Ramesh H**. Natural history of alcoholic chronic pancreatitis. *Gastroenterology* 1997; **112**: 1777-1778 [PMID: 9136867]
- 25 **Thygesen SK**, Christiansen CF, Christensen S, Lash TL, Sørensen HT. The predictive value of ICD-10 diagnostic coding used to assess Charlson comorbidity index conditions in the population-based Danish National Registry of Patients. *BMC Med Res Methodol* 2011; **11**: 83 [PMID: 21619668 DOI: 10.1186/1471-2288-11-83]
- 26 **Thygesen LC**, Ersbøll AK. When the entire population is the sample: strengths and limitations in register-based epidemiology. *Eur J Epidemiol* 2014; **29**: 551-558 [PMID: 24407880 DOI: 10.1007/s10654-013-9873-0]
- 27 **Becker U**, Deis A, Sørensen TI, Grønbaek M, Borch-Johnsen K, Müller CF, Schnohr P, Jensen G. Prediction of risk of liver disease by alcohol intake, sex, and age: a prospective population study. *Hepatology* 1996; **23**: 1025-1029 [PMID: 8621128 DOI: 10.1002/hep.510230513]
- 28 **Jepsen P**, Vilstrup H, Sørensen HT. Alcoholic cirrhosis in Denmark - population-based incidence, prevalence, and hospitalization rates between 1988 and 2005: a descriptive cohort study. *BMC Gastroenterol* 2008; **8**: 3 [PMID: 18261240 DOI: 10.1186/1471-230X-8-3]
- 29 **Søgaard M**, Heide-Jørgensen U, Nørgaard M, Johnsen SP, Thomsen RW. Evidence for the low recording of weight status and lifestyle risk factors in the Danish National Registry of Patients, 1999-2012. *BMC Public Health* 2015; **15**: 1320 [PMID: 26715157 DOI: 10.1186/s12889-015-2670-9]
- 30 **Wodak AD**, Saunders JB, Ewusi-Mensah I, Davis M, Williams R. Severity of alcohol dependence in patients with alcoholic liver disease.

- Br Med J (Clin Res Ed)* 1983; **287**: 1420-1422 [PMID: 6416438]
- 31 **Smith S**, White J, Nelson C, Davies M, Lavers J, Sheron N. Severe alcohol-induced liver disease and the alcohol dependence syndrome. *Alcohol Alcohol* 2006; **41**: 274-277 [PMID: 16522743 DOI: 10.1093/alcalc/agl014]
 - 32 **Hatton J**, Burton A, Nash H, Munn E, Burgoyne L, Sheron N. Drinking patterns, dependency and life-time drinking history in alcohol-related liver disease. *Addiction* 2009; **104**: 587-592 [PMID: 19215600 DOI: 10.1111/j.1360-0443.2008.02493.x]
 - 33 **Stokkeland K**, Hilm G, Spak F, Franck J, Hultcrantz R. Different drinking patterns for women and men with alcohol dependence with and without alcoholic cirrhosis. *Alcohol Alcohol* 2008; **43**: 39-45 [PMID: 17942440 DOI: 10.1093/alcalc/agm135]
 - 34 **Merrick ES**, Hodgkin D, Garnick DW, Horgan CM, Panas L, Ryan M, Blow FC, Saitz R. Older adults' inpatient and emergency department utilization for ambulatory-care-sensitive conditions: relationship with alcohol consumption. *J Aging Health* 2011; **23**: 86-111 [PMID: 20935248 DOI: 10.1177/0898264310383156]
 - 35 **British T**, Nhs B, Trust F. Quality and Productivity : Proven Case Study Alcohol care teams : reducing acute hospital admissions and improving quality of care Quality and Productivity : Proven Case Study. 2014
 - 36 **Sheron N**, Moore M, O'Brien W, Harris S, Roderick P. Feasibility of detection and intervention for alcohol-related liver disease in the community: the Alcohol and Liver Disease Detection study (ALDDeS). *Br J Gen Pract* 2013; **63**: e698-e705 [PMID: 24152485 DOI: 10.3399/bjgp13X673711]
 - 37 **National Institute for Health and Care Excellence**. Cirrhosis in over 16s. Assessment and management, 2016
 - 38 **Pedersen B**, Oppedal K, Egund L, Tønnesen H. Will emergency and surgical patients participate in and complete alcohol interventions? A systematic review. *BMC Surg* 2011; **11**: 26 [PMID: 21943382 DOI: 10.1186/1471-2482-11-26] Available]
 - 39 **Bertholet N**, Cheng DM, Palfai TP, Saitz R. Factors associated with favorable drinking outcome 12 months after hospitalization in a prospective cohort study of inpatients with unhealthy alcohol use. *J Gen Intern Med* 2010; **25**: 1024-1029 [PMID: 20480250 DOI: 10.1007/s11606-010-1382-1]
 - 40 **Apodaca TR**, Schermer CR. Readiness to change alcohol use after trauma. *J Trauma* 2003; **54**: 990-994 [PMID: 12777915 DOI: 10.1097/01.TA.0000028098.55814.F3]
 - 41 **Bombardier CH**, Rimmele CT. Alcohol use and readiness to change after spinal cord injury. *Arch Phys Med Rehabil* 1998; **79**: 1110-1115 [PMID: 9749693]
 - 42 **Otete HE**, Orton E, West J, Fleming KM. Sex and age differences in the early identification and treatment of alcohol use: a population-based study of patients with alcoholic cirrhosis. *Alcohol* 2008; **43**: 39-45 [PMID: 26235801 DOI: 10.1111/add.13081]

P- Reviewer: Heydtmann M, Gonzalez-Reimers E **S- Editor:** Cui LJ
L- Editor: A **E- Editor:** Wang CH





Published by **Baishideng Publishing Group Inc**
7901 Stoneridge Drive, Suite 501, Pleasanton, CA 94588, USA
Telephone: +1-925-223-8242
Fax: +1-925-223-8243
E-mail: bpgoffice@wjgnet.com
Help Desk: <http://www.f6publishing.com/helpdesk>
<http://www.wjgnet.com>

