

ALL IMAGES VIDEOS

60,400 Results Any time ▾

Neurogenic Tumors in the Abdomen: Tumor Types and Imaging ...<https://pubs.rsna.org/doi/abs/10.1148/rg.231025050>

Jan 01, 2003 · Abdominal neurogenic tumor commonly manifests radiologically as a well-defined, smooth or lobulated mass. Calcification may be seen in all types of neurogenic tumors. The diagnosis of abdominal neurogenic tumor is suggested by the imaging appearance of the lesion, including its location, shape, and internal architecture.

Cited by: 419

Author: Sung Eun Rha, Jae Young Byun, Seung Eun ...

Publish Year: 2003

Abdominal neoplastic manifestations of neurofibromatosis ...https://academic.oup.com/noa/article/2/Supplement_1/1124/5862880

Jun 25, 2020 · Screening for intra-abdominal tumors in NF1 patients remains controversial, and currently no guidelines are established. ... Neurogenic Tumors ... morbidity. Finally, the literature on NF1-associated intra-abdominal neoplasms is dominated by case reports and small, single-institution case series. A better understanding of the epidemiology ...

Author: Anna J Dare, Abha A Gupta, Abha A Gu... Publish Year: 2020

Intraabdominal Schwannomas: A Single Institution Experience<https://www.researchgate.net/publication/5774636...>

Search Tools

Turn off Hover Translation (关闭浮词)

Microsoft Bing

国内版

国际版

Comprehensive clinicopathologic characteristics of intraabdominal

60,400 Results

Any time

ALL

IMAGES

VIDEOS

Neurogenic Tumors in the Abdomen: Tumor Types and Imaging ...
https://pubs.rsna.org/doi/10.1148/rg.231025050
Jan 01, 2003 - Abdominal neurogenic tumor commonly manifests radiologically as a well-defined, smooth or lobulated mass. Calcification may be seen in all types of neurogenic tumors. The diagnosis of abdominal neurogenic tumor is suggested by the imaging appearance of the lesion, including its location, shape, and internal architecture.
Cited by: 419 Author: Sung Eun Rha, Jae Young Byun, Seung Eun ...
Publish Year: 2003

Intraabdominal Schwannomas: A Single Institution Experience
https://www.researchgate.net/publication/5774636...
Intraabdominal schwannomas are rare, benign tumors. This study presents a single institution experience with 12 such tumors. Between 1991 to 2006, 12 patients with a pathologically proven...

Neurogenic Tumors of the Mediastinum - ScienceDirect
https://www.sciencedirect.com/science/article/pii/S0740257020300356
Jul 01, 2020 - Neurogenic tumors represent a broad ill-defined category of neoplasms that includes tumors of Schwann cell and/or neuroblastic derivation, as well as neoplasms that typically develop in the central nervous system, but rarely present in ectopic sites including the mediastinum.
Cited by: 1 Author: Erika F. Rodriguez, Robert Jones, Daniel Mil...
Publish Year: 2020

(PDF) Abdominal Schwannomas: Case Report With Literature ...
https://www.researchgate.net/publication/256098577...
We herein present 3 cases of intraabdominal schwannomas. ... It is sometimes difficult to differentiate neurogenic tumors from other soft tissue tumors. ... A clinicopathologic and ...

Clinicopathologic Features of Gastric Schwannoma: 8-Year ...
https://europepmc.org/articles/PMC4912265 ...
Nov 01, 2015 - To explore the clinicopathologic characteristics, diagnosis, treatment, and prognosis of gastric schwannoma in the imatinib era. The clinicopathologic characteristics and postoperative outcomes of patients diagnosed with gastric schwannoma at our institution between January 2007 and February 2015 were retrospectively collected and analyzed. The main patient complaint was epigastric ...
Cited by: 21 Author: Kaixiong Tao, Weifeng Chang, Ende Zhao, R...
Publish Year: 2015

(PDF) Characteristics of gastrointestinal stromal tumors ...
https://www.academia.edu/15388865/Characteristics...
his study was conducted to evaluate intra-abdominal mesenchymal tumors looking for misdiagnosed GIST, neoplasm of the digestive tract. 1,2 Although a GIST may and to study the demographical and epidemiological be identified by light microscopy, a definite diagnosis characteristics of GIST in Jordan. usually requires a panel of immunohistochemical ...

Clinicopathologic characteristics of colonic carcinoid tumors
https://www.sciencedirect.com/science/article/pii/S0022480413005878
Sep 01, 2013 - A retrospective analysis was performed on patients with colonic carcinoid tumors evaluated at a single tertiary care center between 1996 and 2012. Collected data included patient and tumor characteristics, presentation, treatment, recurrence, and survival. Results were integrated into a comprehensive review of the colonic carcinoid literature.

Ricardo J Gonzalez's research works | Moffitt Cancer ...
https://www.researchgate.net/scientific...
Ricardo J Gonzalez's 100 research works with 2,915 citations and 7,446 reads, including: NCCN Guidelines Insights: Soft Tissue Sarcoma, Version 1.2021: Featured Updates to the NCCN Guidelines

MPNST: Diagnosis, Treatment, Prognosis and Research
https://sarcomahelp.org/mpnst.html ...
Malignant Peripheral Nerve Sheath Tumors (MPNST) by David S. Geller, MD and Mark Gebhardt, MD Also available in Chinese and Italian. Introduction. Malignant peripheral nerve sheath tumors (MPNSTs) are sarcomas which originate from peripheral nerves or from cells associated with the nerve sheath, such as Schwann cells, perineural cells, or fibroblasts. Because MPNSTs can arise from multiple ...

Odd-Looking Gastric Tumor | Request PDF
https://www.researchgate.net/publication/259917628_Odd-Looking_Gastric_Tumor
Neurogenic tumors of the mediastinum are rare tumors located mainly in the posterior mediastinum. The aim of this study was to report a single-institution experience of these tumors. Read more

(PDF) Pure dysgerminoma of the ovary: a single ...
https://www.researchgate.net/publication/293885840...
The aim of this study was to evaluate the clinicopathologic characteristics, treatment, long-term survival, and fertility outcome of women diagnosed with ovarian dysgerminoma at our institution ...

Comparison on Clinicopathological Features and Prognosis ...
https://www.ncbi.nlm.nih.gov/pmc/articles/PMC4602903
Clinicopathologic characteristics of and prognosis for proximal gastric carcinomas. ... a single-institution, high-volume experience in China. Ann Surg 2015; [Epub ahead of print]. DOI: 10.1097/SLA.0000000000001148. ... J Natl Comprehensive Cancer Netw 2013; 11:531-546. 24. ...

Abdominal neoplastic manifestations of neurofibromatosis ...
https://academic.oup.com/nao/article/2/Supplement_1/124/5862880 ...
Screening for intra-abdominal tumors in NF1 patients remains controversial, and currently no guidelines are established. ... Neurogenic Tumors. ... morbidity. Finally, the literature on NF1-associated intra-abdominal neoplasms is dominated by case reports and small, single-institution case series. A better understanding of the epidemiology ...

1

2

3

4

5

>

Chat with Bing

Sign in

Add the Give with Bing extension

Make a difference for a nonprofit, simply by searching on Bing

MAYBE LATER

YES

Search Tools

Turn off Hover Translation (关闭)

增值电信业务经营许可证: 合字B2-20090007 京ICP备10036305号-7 京公网安备11010802022657号

Privacy and Cookies

Legal

Advertise

© 2021 Microsoft


Help

Feedback

19-Jan-2021 10:45AM

2835 words • 6 matches • 5 sources

FAQ

 iThenticate®

59888_Auto_EditedC.docx

Quotes Included
Bibliography Included

2%
SIMILAR

Name of Journal: *World Journal of Clinical Cases*

Manuscript NO: 59888

Manuscript Type: ORIGINAL ARTICLE

Retrospective Study

Comprehensive clinicopathologic characteristics of intraabdominal neurogenic tumors: Single institution experience

Simsek C *et al.* Clinicopathologic study of intraabdominal neurogenic tumors

Cem Simsek, Meral Bugdayci Uner, Feride Ozkara, Orkun Akman, Aytekin Akyol, Taylan Kav, Cenk Sokmensuer, Gokhan Gedikoglu

Abstract

BACKGROUND

Neurogenic tumors are rare albeit an important group in the differential diagnosis of abdominal mesenchymal tumors, however the literature regarding their incidence,

Match Overview

1

Crossref 12 words
Brian P. Rubin, Jason L. Hornick. "Mesenchymal Tumors of the Gastrointestinal Tract", Elsevier BV, 2013

<1%

2

Internet 10 words
crawled on 03-May-2020
www.oalib.com

<1%

3

Internet 10 words
crawled on 18-Apr-2016
spandidos-publications.com

<1%

4



Internet 9 words
crawled on 20-Jun-2017
www.psijage.psij.go.jp

<1%




5




Crossref 6 words
Carlos Diaz-Cascajo. "Fibroblasticmyofibroblastic parcom... of the skin: a report of five cases", Journal of Cutaneous Pat

<1%



PAGE: 1 OF 12





Text-Only Report

国内版 国际版

Comprehensive clinicopathologic characteristics of intraabdominal r



ALL

IMAGES

VIDEOS

58,400 Results

Any time ▾

Neurogenic Tumors in the Abdomen: Tumor Types and ...

<https://pubs.rsna.org/doi/abs/10.1148/rg.231025050>

Abdominal **neurogenic tumor** commonly manifests radiologically as a well-defined, smooth or lobulated mass. Calcification may be seen in all types of **neurogenic tumors**. The diagnosis of abdominal **neurogenic tumor** is suggested by the imaging appearance of the lesion, including its location, shape, and internal architecture.

Cited by: 422

Author: Sung Eun Rha, Jae Young Byun, Seung ...

Publish Year: 2003

Intraabdominal Schwannomas: A Single Institution Experience

<https://www.researchgate.net/publication/5774636...>

Intraabdominal schwannomas are rare, benign tumors. This study presents a single institution experience with 12 such tumors. Between 1991 to 2006, 12 patients with a pathologically proven...

Abdominal neoplastic manifestations of neurofibromatosis ...

https://academic.oup.com/noa/article/2/Supplement_1/i124/5862880 ▾

Jun 25, 2020 · Screening for intra-abdominal tumors in NF1 patients remains controversial, and currently no guidelines are established. ... **Neurogenic Tumors**. ... morbidity. Finally, the literature on NF1-associated intra-abdominal neoplasms is dominated by case reports and small, **single-institution** case series. A better understanding of the epidemiology ...

Author: Anna J Dare, Abha A Gupta, Abha A ...

Publish Year: 2020

Neurogenic Tumors of the Mediastinum - ScienceDirect

<https://www.sciencedirect.com/science/article/pii/S0740257020300356>

Jul 01, 2020 · **Neurogenic tumors** represent a broad ill-defined category of neoplasms that includes tumors of Schwann cell and/or neuroblastic derivation, as well as neoplasms that typically develop in the central nervous system, but rarely present in ectopic sites including the mediastinum.

Cited by: 1

Author: Erika F. Rodriguez, Robert Jones, Daniel ...

Publish Year: 2020

Mesenteric Tumors: Background, Anatomy, Pathophysiology

<https://emedicine.medscape.com/article/191675> ▾



Symptoms

Signs and symptoms

Cause

Clinical significance

