

## Match Overview

- |   |   |    |
|---|---|----|
| 1 | <b>Internet</b> 25 words<br>crawled on 03-Sep-2020<br><a href="http://www.dovepress.com">www.dovepress.com</a>  | 2% |
| 2 | <b>Crossref</b> 12 words<br>Y Matsuzaki. "Degeneration of skeletal muscle fibers in the rat administered carbon tetrachloride: similar histological findings" | 1% |

**Name of Journal:** *World Journal of Gastroenterology*

**Manuscript NO:** 60026

**Manuscript Type:** CASE REPORT

**Vedolizumab in Crohn's disease with rectal fistulas and presacral abscess: a case report**

Vedolizumab fistulizing Crohn's disease presacral abscess

### Abstract

#### BACKGROUND

Fistula and intraabdominal fistula are common complications of Crohn's disease(CD), but complex rectal fistula with abscess formation is rare. Tumor necrosis factor antagonists combined with percutaneous drainage or surgical intervention is optimal treatment for fistulizing CD with intraabdominal abscess. There is no study show the efficacy of vedolizumab in such complicated condition.

Vedolizumab combined with transverse colostomy successfully tre



ALL

IMAGES

VIDEOS

45,300 Results

Any time ▼

## Endoscopic Therapy for the Treatment of Inflammatory Bowel ...

<https://www.sciencedirect.com/science/article/pii/B9780128113882000166>

Jan 01, 2018 · Introduction. Fistula and **abscess** can result from underlying **Crohn's disease** (CD) or ulcerative colitis (UC) or from CD- or UC-related surgery. Fistula and **abscess** represent the most advanced phenotypes of CD, as compared with inflammatory or fibrostenotic counterparts of the **disease**, which has a great impact on the **disease** outcome and patient's general wellbeing ...

**Author:** Bo Shen    **Publish Year:** 2018

## Asia-Pacific consensus statements on Crohn's disease. Part ...

<https://onlinelibrary.wiley.com/doi/full/10.1111/jgh.12958>

Mar 25, 2015 · **Complex Crohn's** perianal fistula may be **treated** by long-term draining setons. **Combined** treatment with biological therapy may allow removal of setons with healing in some cases [II-2, B]. Level of agreement: a—47%, b—53%, c—0%, d—0%, e—0%; Quality of evidence: II-2; Classification of recommendation: B

**Cited by:** 20    **Author:** Choon Jin Ooi, Govind K Makharia, Ida ...

**Publish Year:** 2016

## Intestinal Fistulas Treatment & Management: Approach ...

<https://emedicine.medscape.com/article/179444-treatment> ▼

**2016 American Society of C...****Treatment Considerations****Enterocuta**

Anorectal abscess[13] 1. Prompt incision and drainage of an acute anorectal abscess 2. Cautious abscess drainage with concomitant fistulotomy for simple anal fistulas 3. Antibiotics reserved for complicated cases of anorectal abscess (eg, cellulitis, systemic infection, underlying immunosuppression) Anal fistula[13] 1. Fistulotomy for simple anal fistulas in the setting of normal anal sphincter function 2. Endoanal advancement flaps for anal fistulas 3. Ligation of the intersphincter...

[See more on emedicine.medscape.com](https://emedicine.medscape.com)



Vedolizumab in Crohn's disease with rectal fistulas and presacral at



ALL

IMAGES

VIDEOS

17,400 Results

Any time ▼

## Efficacy of Vedolizumab in Fistulising Crohn's Disease ...

<https://academic.oup.com/ecco-jcc/article/12/5/621/4868502> ▼



Introduction

Methods

Results

Discussion

Conflict of Interes



The development of fistulae is an important complication of Crohn's disease [CD] that affects 40–50% of patients.<sup>1–3</sup> The pathophysiology of fistula formation is complex, likely due to the interplay between multiple factors, including cryptoglandular disease, uncontrolled transmural inflammation, luminal stenosis, and bacterial sepsis.<sup>4,5</sup> Patients with fistulising disease often experience symptoms of anal pain, discharge, and incontinence, which result in high morbidity and impaired health-related quality of li...

[See more on academic.oup.com](#)

Cited by: 25

Author: Brian G Feagan, David Schwartz, Silvio Dan...

Publish Year: 2018

Published: Feb 17, 2018

## ACG Clinical Guideline: Management of Crohn's Disease in ...

<https://journals.lww.com/ajg/Fulltext/2018/04000/...>

Mar 27, 2018 · Most, but not all, patients with **Crohn's disease** will present with non-penetrating, non-stricturing **disease** behavior, but up to half of patients would have developed an intestinal complication (i.e., stricture, **abscess**, **fistula**, or phlegmon) within 20 years of diagnosis.

## ECCO Guidelines on Therapeutics in Crohn's Disease ...

<https://academic.oup.com/ecco-jcc/article/14/2/155/5631809> ▼

Nov 19, 2019 · The use of collagen **anal fistula** plugs [AFP] in patients with CD **perianal** fistulae was assessed in a single RCT, which compared seton removal and insertion of AFP into the **fistula** tract with seton removal and observation only, in 106 CD patients. <sup>29</sup> After 12 weeks, the **fistula** closure rate in the



17,800 ResultsAny time ▾

Efficacy of Vedolizumab in Fistulising Crohn's Disease ...  
<https://academic.oup.com/ecco-jcc/article/12/5/621/4868502> ▾

< Introduction Methods Results Discussion Conflict of Interes >

The development of fistulae is an important complication of Crohn's disease [CD] that affects 40–50% of patients.<sup>1–3</sup> The pathophysiology of fistula formation is complex, likely due to the interplay between multiple factors, including cryptoglandular disease, uncontrolled transmural inflammation, luminal stenosis, and bacterial sepsis.<sup>4,5</sup> Patients with fistulising disease often experience symptoms of anal pain, discharge, and incontinence, which result in high morbidity and impaired health-related quality of li...

See more on [academic.oup.com](https://academic.oup.com)  
Cited by: 27 Author: Brian G Feagan, David Schwartz, Silvio Dan...  
Publish Year: 2018 Published: Feb 17, 2018

Guidelines for Medical Treatment of Crohn's Perianal ...  
<https://academic.oup.com/ibdjournal/article-abstract/21/4/737/4579269> ▾

Mar 06, 2015 · **Perianal** fistulizing **disease** is a common manifestation of CD with approximately 21% to 23% of patients developing at least 1 **perianal fistula** during their lifetime. 3, – 5 The risk of developing a **perianal fistula** is higher if there is active **disease** in the rectum. 4, 5 The treatment paradigm for treating **Crohn's perianal fistulas** has changed ...

Cited by: 20 Author: David A. Schwartz, Leyla J. Ghazi, Miguel R...  
Publish Year: 2015


PEOPLE ALSO ASK


- Is there surgical treatment for Crohn's disease? ▾
- What are perianal manifestations of Crohn disease? ▾


## Crohn's Disease


Medical Condition

A chronic inflammation of the digestive tract.

 Rare (Fewer than 200,000 cases per year in US)

 Requires lab test or imaging

 Treatments can help manage condition, no known cure

 Can be lifelong

The exact cause is unknown but heredity and malfunctioning immune system play a role. Common symptoms include abdominal pain, diarrhea, malnutrition and fatigue. Anti-inflammatory drugs and immune system suppressors help in long term remission.

## Symptoms

Symptoms range from mild to severe and include:

- Abdominal pain and tenderness
- Feeling of a filled abdomen
- Tiredness
- Diarrhea, which can be mixed with blood, mucus or pus in severe cases
- Constipation
- Nausea
- Weight loss
- Fever
- Rectal bleeding
- Inflammation of the joints, eyes, and mouth

Children with crohn's disease may report retarded growth or delayed sexual development.