

国内版 国际版

Recurrent Perimesencephalic Nonaneurysmal Subarachnoid Hemc



ALL IMAGES VIDEOS

5,780 Results Any time ▾

Recurrent Perimesencephalic Nonaneurysmal Subarachnoid ...

<https://www.sciencedirect.com/science/article/pii/S1878875017313803>

Nov 01, 2017 · In conclusion, we report a distinct case of recurrent PNSAH with the following unique aspects. First, the patient had high blood pressure, a suggested risk factor for PNSAH. 27 Second, he experienced an extremely short-term rebleeding, as early as **1 month** after the initial hemorrhage. Third, no source of the hemorrhage was detected, even by means of a 6-vessel ...

Cited by: 5

Author: Yuan Hong, Yuanjian Fang, Ting Chen, J...

Publish Year: 2017

(PDF) Recurrent idiopathic perimesencephalic subarachnoid ...

https://www.researchgate.net/publication/51209834_Recurrent_idiopathic...

Perimesencephalic nonaneurysmal subarachnoid hemorrhage (PNSAH) is a benign variant of SAH defined by **clinical symptoms of SAH, a characteristic pattern of extravasated blood on noncontrast CT**, and...

Images of Recurrent Perimesencephalic Nonaneurysmal Subarachn...

<bing.com/images>



See all images >

[Recurrent Perimesencephalic Nonaneurysmal Subarachnoid ...](#)<https://www.sciencedirect.com/science/article/pii/S1878875017313803>

Nov 01, 2017 · Perimesencephalic nonaneurysmal subarachnoid hemorrhage (PNSAH) is a **benign form of subarachnoid hemorrhage (SAH)** with a favorable prognosis. The risk of recurrent hemorrhage of this benign entity is extremely low.

Cited by: **4** Author: Yuan Hong, Yuanjian Fang, Ting Chen, ...
Publish Year: 2017

[\(PDF\) Recurrent idiopathic perimesencephalic ...](#) 5 mins readhttps://www.researchgate.net/publication/51209834_Recurrent_Idiopathic...

Background: Perimesencephalic nonaneurysmal subarachnoid hemorrhage (PNSAH) is a **benign form of subarachnoid hemorrhage** with an excellent clinical outcome. The cause of PNSAH remains unknown.

[Recurrent Perimesencephalic Subarachnoid Hemorrhage After ...](#)<https://www.sciencedirect.com/science/article/pii/S1878875015009079>

Dec 01, 2015 · Few case reports of recurrent PMSAH exist in the literature, all occurring after relatively short time intervals ranging from 5 days to 31 months, mostly in patients on antithrombotic therapy. We present a unique case of ultra-late PMSAH recurrence after 12 years, in a patient not receiving antithrombotic medications.

Subarachnoid Hemorrhage

Medical Condition

Bleeding within the subarachnoid space, which is the area between the brain and the tissue covering the brain.

 Rare (Fewer than 20 cases per year in US)

 Requires lab test or imaging

 Treatment from medical professional advised


 Can last several years

Causes of SAH include brain aneurysms, arteriovenous malformation, bleeding of blood thinners. Symptoms include neck pain, confusion, loss of vision, numbness or tingling, seizures, sensitivity to light. Causes should be identified.

03 Mar 2021 08:24PM

2149 words • 0 matches • 0 sources

FAQ

 iThenticate®

60515-Review-check.docx

Quotes Included
Bibliography Included
0%
SIMILARITY

Name of Journal: *World Journal of Clinical Cases*

Manuscript NO: 60515

Manuscript Type: CASE REPORT

Recurrent perimesencephalic nonaneurysmal subarachnoid hemorrhage within a short period of time: A case report

Juan Li *et al.* Recurrent Perimesencephalic Nonaneurysmal Subarachnoid Hemorrhage



Juan Li, Xiang Fang, Fu-chao Yu, Bin Du







Abstract

BACKGROUND

Match Overview

There are no matching sources for this report

PAGE: 1 OF 9      

Text-Only Report

国内版 国际版

Recurrent perimesencephalic nonaneurysmal subarachnoid hemorrh



ALL IMAGES VIDEOS

21,400 Results Any time ▾

Recurrent Perimesencephalic Nonaneurysmal Subarachnoid ...

<https://www.sciencedirect.com/science/article/pii/S1878875017313803>

Nov 01, 2017 · Perimesencephalic nonaneurysmal subarachnoid hemorrhage (PNSAH) is a **benign form** of subarachnoid hemorrhage (SAH) with a favorable prognosis. The risk of recurrent hemorrhage of this benign entity is extremely low.

Cited by: 4 Author: Yuan Hong, Yuanjian Fang, Ting Chen, Ji...

Publish Year: 2017

(PDF) Recurrent idiopathic perimesencephalic subarachnoid ...

https://www.researchgate.net/publication/51209834_Recurrent_idiopathic...

Background: Perimesencephalic nonaneurysmal subarachnoid hemorrhage (PNSAH) is a **benign form** of subarachnoid hemorrhage with an excellent clinical outcome. The cause of ...

PEOPLE ALSO ASK

What causes spontaneous subarachnoid hemorrhage (SAH)?



Is Perimesencephalic subarachnoid haemorrhage a good prognosis?



What is subarachnoid hemorrhage?



Can pre-eclampsia cause intracranial hemorrhage?



Feedback

Recurrent Perimesencephalic Subarachnoid Hemorrhage ...

<https://www.sciencedirect.com/science/article/pii/S1878875015009079>

Dec 01, 2015 · Few **case reports** of recurrent PMSAH exist in the literature, all occurring after relatively **short time** intervals ranging from 5 days to 31 months, mostly **in** patients on antithrombotic therapy. We present a unique case of ultra-late PMSAH recurrence after 12 years, in a patient not receiving antithrombotic medications.

Cited by: 5 Author: Ralph Rahme, Nilesh A. Vyas

Publish Year: 2015