

11,400 Results

Any time ▾

Clinical analysis of contributors to the delayed ...

<https://www.ncbi.nlm.nih.gov/pmc/articles/PMC5019449>

In the past, clinicians believed that factors promoting the heterotopic (vicarious) biliary excretion of radiocontrast media (RCM) included prolonged recirculation of the RCM because of impaired renal...

Cited by: 2

Author: Ming-Chang Ku, Victor C Kok, Ming-Yung...

Publish Year: 2016

Visualization of Noncalcified Gallstones on CT Due to ...

<https://europepmc.org/article/MED/22470586> ▾

Aug 01, 2008 · Introduction. Vicarious excretion of water-soluble contrast media by the liver, resulting in opacification of the gallbladder, is a well recognized phenomenon on delayed CT ().Modern...

Cited by: 1

Author: Andres Krauthamer, Pierre D. Maldjian

Publish Year: 2008

PEOPLE ALSO ASK

How is water soluble contrast media excreted from the gallbladder? ▾

What is vicarious contrast media excretion? ▾

[Feedback](#)

Vicarious contrast media excretion | Radiology Reference ...

<https://radiopaedia.org/articles/vicarious-contrast-media-excretion?lang=us> ▾

Vicarious contrast media excretion (VCME) is defined as excretion of intravascularly-administered water-soluble contrast media in a way other than via normal renal excretion. The most common...

(PDF) Visualization of Noncalcified Gallstones on CT Due ...

https://www.researchgate.net/publication/223983174_Visualization_of_Noncalcified...




Ten patients with normal serum creatinine and no evidence of acute cholecystitis were found to have vicarious excretion of water-soluble contrast media into the gallbladder 20 minutes to 72 hours ...

Influence of contrast media on renal function and outcomes ...

Microsoft Bing

国内版

国际版

Ocreotide-induced acute life-threatening gallstones after vicariou:   

Sign in

ALL

IMAGES

VIDEOS

20,000 Results Any time

Visualization of Noncalcified Gallstones on CT Due to ...

<https://europepmc.org/article/MED/22470586>

Aug 01, 2008 Improved visualization of pathology on delayed CT from vicarious excretion of contrast has rarely been reported, but to our knowledge, revelation of otherwise occult pathology on CT due to vicarious excretion has not been discussed. Presented here is a case in which low attenuation gallstones are detectable by CT only on delayed imaging due to opacification of the gallbladder from vicarious excretion of contrast.

Cited by: 1 Author: Andres Krauthamer, Pierre D. Maldjian

Publish Year: 2008 Estimated Reading Time: 8 mins

Nuclear Medicine in the Acute Clinical Setting ...

<https://pubs.rsna.org/doi/10.1148/rg.332125098>

Mar 04, 2013 —Perforated cholecystitis (either calculous or acalculous) is a rare but life-threatening condition. Delayed imaging is useful both to confirm nonfilling of the gallbladder in the setting of cystic duct obstruction and to look for complications such as biliary perforation, which may manifest as extrabiliary activity (Fig 2; Movie 2 [online]).

Cited by: 11 Author: Livnat Uliel, Vincent M Melnick, Christine...

Publish Year: 2013

PEOPLE ALSO ASK

Are there any after effects from An octreotide scan?


Search Tools

[Turn off Hover Translation \(关闭翻译\)](#)

13-Jul-2021 12:24PM

1874 words • 8 matches • 7 sources

FAQ



62503_Auto_Edited.docx

Quotes Excluded
Bibliography Excluded

8%
similarity

Name of Journal: *World Journal of Clinical Cases*

Manuscript NO: 62503

Manuscript Type: CASE REPORT

Octreotide-induced acute life-threatening gallstones after vicarious contrast medium excretion: A case report

Octreotide-induced gallstones after vicarious contrast medium excretion

Zonghong Han, Zhongming He, Wenhua Chen, Caoye Wang, Qi Wang

Match Overview

1

Crossref 33 words
Victor Kok, Ming-Chang Ku, Ming-Yung Lee, Soa-Min Hsu, Pei-Yu Lee, Che-Wei Chang, Yeu-Sheng Tyan, Che-Wen Juan, "Octreotide promotes gallbladder absorption in pr...

2%

2

Crossref 22 words
A James Moser, Mohammad Z. Abedin, Dan I.N. Giurgiu, Joel J. Rhee, "Octreotide promotes gallbladder absorption in pr...

1%

3

Crossref 22 words
Shohei Honda, Hisayuki Miyagi, Tadao Okada, "An Unusual Case of Acute Pancreatitis in a 6-Year-Old Boy", *Gastroenterolo...*

1%

4

Crossref 20 words
L.A Thomas, "Octreotide induced prolongation of colonic transit increases faecal anaerobic bacteria, bile acid metabolism ...

1%

5

Internet 18 words
crawled on 08-May-2021
www.vijnnet.com

1%

6

Crossref 15 words
S. P. Pareira, S. H. Hussain, G. M. Murphy, J. A. H. Wiles, R. H. Dowling, "Octreotide increases the proportions of arachid...

1%

7

Crossref 12 words
V Bender, "Clinical epidemiology--how important now?", *Gut*, 2005

1%

1

2

PAGE 1 OF 8

🔍

🔍

📄

🔍

🔍

Text-Only Report

国内版

国际版

Octreotide-induced acute life-threatening gallstones after vicariou:



ALL

IMAGES

VIDEOS

144 Results

Any time ▾

[Vicarious contrast excretion | Radiology Case ...](#)

<https://prod-images.static.radiopaedia.org/cases/vicarious-contrast-excretion> ▾

Oct 01, 2020 · Gallbladder opacification from vicarious excretion may indicate decreased renal function (remember the suspicion of a bladder rupture in our patient) although it could be seen **after** injecting a high dose of contrast (a triphasic CT and angiograph...

[Vicarious contrast material excretion | Radiology Case ...](#)

<https://prod-images.static.radiopaedia.org/cases/> ... ▾

This contrast-enhanced axial CT cut demonstrates opacification of the **gallbladder** lumen, that mostly represents **vicarious excretion** of contrast into the **gallbladder**. The rest of the study and the patient's data are unavailable. This case was ...

[Visualization of Noncalcified Gallstones on CT Due to ...](#)

<https://europepmc.org/article/MED/22470586> ▾

Aug 01, 2008 · Vicarious excretion of contrast media is mainly biliary but can also occur in the small intestine. This can result in opacification of the **gallbladder** and colon on radiographic examinations secondary to the ability of these organs to absorb water concentrating the **contrast** (2, 3).

Cited by: 1

Author: Andres Krauthamer, Pierre D. Maldjian

Publish Year: 2008

Estimated Reading Time: 9 mins

[Vicarious excretion of contrast - gallbladder | Radiology ...](#)

<https://prod-images.static.radiopaedia.org/cases/> ... ▾

This patient subjected 4 days back of fluoroscopic study to make insurance of intact gastrostomy tube, and no history any renal or **gallbladder** disease, then asked CT abdomen to R/O intra-abdominal collection and subjected to CT triphasic protocol...

[Octreotide improved the quality of life in a child with ...](#)

<https://www.semanticscholar.org/paper/Octreotide-improved-the-quality-of-life-in-a...>

This is a first pediatric case about the efficacy of octreotide for improving symptoms of malignant bowel obstruction. A 12-year-old boy was referred to our hospital for treatment of transverse colon cancer with peritoneal dissemination. A transverse colectomy was undertaken with postoperative adjuvant chemotherapy. Seven months later, severe abdominal symptoms occurred caused by incomplete ...