

[Pylephlebitis presenting as spontaneous coronary sinus ...](#)

[https://jmedicalcasereports.biomedcentral.com/...](https://jmedicalcasereports.biomedcentral.com/) ▾

Nov 02, 2017 · **Coronary sinus** thrombosis is a rare phenomenon. When identified, it most often is a complication of infective **endocarditis** or procedural intervention. We present an unusual a...

Cited by: **1** Author: Michael A. Hart, Mengistu A. Simegn

Publish Year: 2017

[Right-sided infective endocarditis with coronary sinus ...](#)

[https://bmccardiovascdisord.biomedcentral.com/...](https://bmccardiovascdisord.biomedcentral.com/) ▾

Infective **endocarditis** (IE) is a rare disease with high mortality. Right-sided IE accounts for

ALL IMAGES VIDEOS TOOLS **Coronary Artery Fistula-Associated Endocarditis: Report of ...**  
<https://www.ncbi.nlm.nih.gov/pubmed/26344937>

Coronary Artery Fistula-Associated Endocarditis: Report of Two Cases and a Review of the Literature. Wang F(1), Cranston-D'Amato H(2), Pearson A(3). Author information: (1)Department of Internal Medicine, St. Luke's Hospital, Chesterfield, Missouri. (2)Department of Critical Care and Infectious Disease, St. Luke's Hospital, Chesterfield, Missouri.

Cited by: 4 Author: Fang Wang M.D., Hope Cranston-D'Amato, ...  
Publish Year: 2015

**Massive Congenital Bidirectional Coronary Arteriovenous ...**  
<https://www.ncbi.nlm.nih.gov/pmc/articles/PMC4008512>

Massive Congenital Bidirectional Coronary Arteriovenous Malformation Presenting with Signs and Symptoms of Congestive Heart Failure in an Adult: A Case Report and Review of the Literature H. M. M. Al Hashimi, I. A. J. Wardeh, I. S. Bulut, J. A. and F. W. A. Verheugt 4

Cited by: 1 Author: H. M. M. Al Hashimi, A. J. Wardeh, S. Bulut, ...  
Publish Year: 2011

**Giant unruptured aneurysm of the left coronary sinus of ...**  
<https://www.ncbi.nlm.nih.gov/pmc/articles/PMC6601242>

A sinus of Valsalva aneurysm is a rare differential diagnosis to remember in patients presenting with chest pain with or without acute coronary syndromes. Coronary angiography and multislice computed tomography can provide exact information about complex structures, leading to ...


## Search Tools

Turn on Hover Translation (开启翻译)

06-Apr-2021 08:52PM

2112 words • 3 matches • 3 sources

FAQ

iThenticate®

62820-Review-check.docx

Quotes Included  
Bibliography Included  
3%  
similarity

**Name of Journal:** *World Journal of Clinical Cases*

**Manuscript NO:** 62820

**Manuscript Type:** CASE REPORT

**Coronary sinus endocarditis in a hemodialysis patient: A case report and review of literature**

Hwang HJ *et al.* Coronary Sinus Endocarditis

Hui-Jeong Hwang, Sung-Wook Kang

**Abstract**

BACKGROUND

Infective endocarditis is more common in hemodialysis patients than in the general

Match Overview

1

Internet 24 words  
crawled on 28-Nov-2020  
[www.amboss.com](http://www.amboss.com)

1%

2



Crossref 19 words  
Gökten Çelebi, Mustafa Aydın, Deniz Akduman, Altın Tutan, Oktay Ercelen, Mehmet Tor "Tricuspid endocarditis causing

1%




3




Internet 17 words  
crawled on 23-Sep-2020  
[synapse.koreamed.org](http://synapse.koreamed.org)

1%

PAGE: 1 OF 8

Text-Only Report

国内版 国际版

Coronary sinus endocarditis in a hemodialysis patient: A case report



ALL IMAGES VIDEOS

64,000 Results

Any time ▾

### Coronary Artery Fistula-Associated Endocarditis: Report of ...

<https://www.ncbi.nlm.nih.gov/pubmed/26344937>

Coronary Artery Fistula-Associated Endocarditis: Report of Two Cases and a Review of the Literature. Wang F(1), Cranston-D'Amato H(2), Pearson A(3). Author information: (1)Department of Internal Medicine, St. Luke's Hospital, Chesterfield, Missouri. (2)Department of Critical Care and Infectious Disease, St. Luke's Hospital, Chesterfield, Missouri.

Cited by: 4

Author: Fang Wang M.D., Hope Cranston-D'Amat...

Publish Year: 2015

### Giant unruptured aneurysm of the left coronary sinus of ...

<https://www.ncbi.nlm.nih.gov/pmc/articles/PMC6601242>

A sinus of Valsalva aneurysm is a rare differential diagnosis to remember in patients presenting with chest pain with or without acute coronary syndromes. Coronary angiography and multislice computed tomography can provide exact information about complex structures, leading to ...

Cited by: 3

Author: Sivagowry Rasalingam Mørk, Ashkan Eft...

Publish Year: 2019

### Massive Congenital Bidirectional Coronary Arteriovenous ...

<https://www.ncbi.nlm.nih.gov/pmc/articles/PMC4008512>

Massive Congenital Bidirectional Coronary Arteriovenous Malformation Presenting with Signs and Symptoms of Congestive Heart Failure in an Adult: A Case Report and Review of the Literature H. M. M. Al Hashimi , 1 A. J. Wardeh , 2 S. Bulut , 3 , \* and F. W. A. Verheugt 4

Cited by: 1

Author: H. M. M. Al Hashimi, A. J. Wardeh, S. B...

Publish Year: 2011

### Acute coronary syndrome caused by extrinsic coronary ...

<https://europepmc.org/article/MED/33554020> ▾

Dec 28, 2020 · Acute coronary syndrome caused by extrinsic coronary compression from an aortic root abscess in a patient with mechanical aortic valve endocarditis: a case report and literature review

George Joy , 1 Michael Lewis , 2 and Stephen Furniss 3

Author: George Joy, Michael Lewis, Stephen ...

Publish Year: 2021

### Kytococcus schroeteri prosthetic valve endocarditis