

MRI of primary non-Hodgkin's lymphoma of the palatine ...

<https://www.birpublications.org/doi/abs/10.1259/bjr.74.879.740226>

Jun 26, 2000 · Non-Hodgkin's lymphoma (NHL) arising primarily in the palatine tonsil is uncommon. The aims of the study were to describe the appearances on MRI and to identify the features that help to distinguish NHL from other tonsillar tumours.

Cited by: 15

Author: A D King, K I K Lei, A T Ahuja

Publish Year: 2001

MRI of primary non-Hodgkin's lymphoma of the palatine tonsil

https://www.researchgate.net/publication/11999239_MRI_of_primary_non-Hodgkin

Non-Hodgkin's lymphoma (NHL) arising primarily in the palatine tonsil is uncommon. The aims of the study were to describe the appearances on MRI and to identify the features that help to ...

Estimated Reading Time: 10 mins

PEOPLE ALSO ASK

Which is the most common type of tonsil lymphoma? ▾

When was DLBCL of the tonsil first diagnosed in India? ▾

What kind of chemotherapy is used for tonsil cancer? ▾

[Feedback](#)

Clinical and pathological features of non-Hodgkin's ...

<https://pubmed.ncbi.nlm.nih.gov/2656576>

国内版国际版

Microsoft Bing

Ultrasound features of primary non-Hodgkin's lymphoma of the pa

ALL

IMAGES

VIDEOS

5,110 ResultsAny time

BIR Publications

<https://www.birpublications.org/doi/abs/10.1259/bjr.74.879.740226>

Jun 26, 2000 · Non-Hodgkin's lymphoma (NHL) arising primarily in the palatine tonsil is uncommon. The aims of the study were to describe the appearances on MRI and to identify the features that help to distinguish NHL from other tonsillar tumours. The clinical records and MR images of eight patients with primary NHL of the palatine tonsil were reviewed.

Cited by: 15Author: A D King, K I K Lei, A T Ahuja

Publish Year: 2001

[PDF] Localised extranodal non-Hodgkin's lymphoma of the tonsil ...

www.oapublishinglondon.com/images/article/pdf/1390566080.pdf

We report a case of localised extra-nodal non-Hodgkin's lymphoma of the tonsil. Case report A 64-year-old woman presented with a sore throat. On physical examination, an approximately 2 × 1 cm smooth non-tender mass was observed in the left palatine tonsil. Serology was negative for human immunodeficiency virus and Epstein-Barr virus. Computer

PEOPLE ALSO ASK


How is non Hodgkins lymphoma of the tonsil diagnosed?

What kind of lymphoma is found in the palatine tonsil?


Where does non Hodgkins lymphoma occur in the mouth?


Non-Hodgkin's Lymphoma


Medical Condition



A cancer of the immune system that develops from abnormal lymphocytes. This causes painless swollen lymph nodes in the neck, c
pain, abdominal pain,tiredness, night sweats, weight loss and fever.

 Common (More than 200,000 cases per year in US)

 Often requires lab test or imaging


 Treatable by a medical professional

I>

18-Jul-2021 05:16PM

1395 words • 6 matches • 6 sources

FAQ

 iThenticate

64177-cross.docx

Quotes Excluded
Bibliography Excluded
10%
(0/10,000)

Name of Journal: *World Journal of Clinical Cases*

Manuscript NO: 64177

Manuscript Type: CASE REPORT

Ultrasound features of primary non-Hodgkin's lymphoma of the palatine tonsil: A case report

Jiang Ru *et al.* Ultrasound features of NHL of the tonsil

Ru Jiang, Hong-Mei Zhang, Lin-Ying Wang, Lin-Ping Pian, Xin-Wu Cui

Match Overview

3 matches

1

Crossref 54 words
Mohammad Mohammadpanah, Yahya Daneshbod, Mani K. and, Nazim Hamidzadeh et al. "Primary tonsillar lymphomas

4%

2

Crossref 15 words
Shuang Xia, Ronghui Jia, Shuai Shen, Wini Lin, Zhong Hong-Tao Xu, Lian-He Yang. "Marginal zone lymphoma of palatin

1%

3

Crossref 15 words
Prabirjit Kaur, Tipu Nazim. "B-cell chronic lymphocytic leuke

1%

4

Crossref 14 words
Hani M. Ramesh, Michael Nizian, Anwar Gupta, Michael A. Ca

1%

5

Crossref 14 words
Yao Qin, Lijuan Lu, Yanwei Lu, Kunyu Yang. "Hodgkin lymph

1%

6

Crossref 13 words
J. Clarke, D. Medford, S. Islam, C. Flansburgh, M. Christopher

1%

PAGE: 1 OF 7

Test Only Report

国内版 国际版

Ultrasound features of primary non-Hodgkin's lymphoma of the pa



ALL IMAGES VIDEOS

4,110 Results Any time ▾

BIR Publications

<https://www.birpublications.org/doi/abs/10.1259/bjr.74.879.740226>

Jun 26, 2000 · Non-Hodgkin's lymphoma (NHL) arising primarily in the palatine tonsil is uncommon. The aims of the study were to describe the appearances on MRI and to identify the features that help to distinguish NHL from other tonsillar tumours. The clinical records and MR images of eight patients with primary NHL of the palatine tonsil were reviewed.

Cited by: 15 Author: A D King, K I K Lei, A T Ahuja
Publish Year: 2001

[PDF] Localised extranodal non-Hodgkin's lymphoma of the ...

www.oapublishinglondon.com/images/article/pdf/1390566080.pdf

We report a case of localised extra-nodal non-Hodgkin's lymphoma of the tonsil. Case report A 64-year-old woman presented with a sore throat. On physical examination, an approximately 2 × 1 cm smooth non-tender mass was observed in the left palatine tonsil. Serology was negative for human immunodeficiency virus and Epstein-Barr virus. Computer

PEOPLE ALSO ASK

How is non Hodgkins lymphoma of the tonsil diagnosed? ▾

What kind of lymphoma is found in the palatine tonsil? ▾

Where does non Hodgkins lymphoma occur in the mouth? ▾

Are there any cases of NHL of the tonsil? ▾

Feedback

Two Cases of Primary Testicular Lymphoma Presenting with ...

<https://www.hindawi.com/journals/crira/2019/5953618> ▾

Abstract

Background

Case One

Case Two

Discussion

Primary testicular lymphoma is a rare testicular neoplasm that mainly affects elderly patients, with