




Microsoft Bing

国内版 国际版

Simultaneous Repair of Bilateral Pectoralis Major Muscle Tendon Rt



Sign in

ALL IMAGES VIDEOS

57,600 Results Any time

[Simultaneous bilateral rupture of the pectoralis major ...](#)  
<https://www.researchgate.net/publication/8457585...>  
During the last three decades, treatment trends have progressed toward more aggressive, early surgical repair for most injuries2-8. We report the case of a patient who sustained simultaneous...

[\[PDF\] Bilateral Pectoralis Major Tendon Rupture KANSAS ...](#)  
<https://journals.ku.edu/kjm/article/download/11801/11149>  
Simultaneous bilateral pectoralis major (PM) tendon rupture is a rare injury. To our knowledge, there have been only three previously reported cases of this type of injury.1-3 These patients sustained the...  
Author: Jace E. Kusler, Alexander C.M. Chon... Publish Year: 2019

PEOPLE ALSO ASK

What age group does pectoralis rupture occur?

<https://cn.bing.com/?FORM=Z9FD1>

All Images Videos

12,200 Results Any time ▾

### Simultaneous bilateral rupture of the pectoralis major ...

<https://www.researchgate.net/publication/8457585...>

Simultaneous bilateral pectoralis major (PM) tendon rupture is a rare injury. To our knowledge, there have been only three previously reported cases of this type of injury.<sup>1-3</sup> These patients ...

Estimated Reading Time: 9 mins

### [PDF] Bilateral Pectoralis Major Tendon Rupture KANSAS ...

<https://journals.ku.edu/kjm/article/download/11801/11149>

Simultaneous bilateral pectoralis major (PM) tendon rupture is a rare injury. To our knowledge, there have been only three previously reported cases of this type of injury.<sup>1-3</sup> These patients sustained the injury while attempting a 360° turn on gymnastic rings, 1 bench-press - ing a heavier-than-normal load without an appropriate warm-up

Author: Jace E. Kusler, Alexander C.M. Chon... Publish Year: 2019

### Rupture of the Pectoralis Major: A Case Report and Review ...

<https://www.sciencedirect.com/science/article/pii/S0736467908003168>

Feb 01, 2010 · The diagnosis of a left pectoralis major rupture was confirmed with MRI of the chest (Figure 1, Figure 2), which revealed the detachment of the pectoralis major tendon from its insertion on the humerus (white arrow), a hematoma (dark arrows), and defect in the mid to inferior aspect of the pectoralis major muscle, and medial retraction of musculotendinous fibers.

Cited by: 23 Author: Kohei Hasegawa, Joel M. Schofer

Publish Year: 2010

### Simultaneous Bilateral Biceps Tendon Rupture: A Case ...

<https://www.researchgate.net/publication/264753354...>

Simultaneous bilateral complete tear of the biceps tendons is a rare clinical entity with challenging treatment approaches. Current diagnostic imaging of rupture of the biceps tendon has reverted ...

### Repair of Pectoralis Major Ruptures: Single-surgeon Case ...

<https://journals.healio.com/doi/10.3928/01477447-20120725-17>

Jul 25, 2012 · Simultaneous bilateral rupture of the pectoralis major tendon. A case report. J Bone Joint Surg Am. 2004; 86(7):1519-1521. Google Scholar; 9. Bak K, Cameron EA, Henderson LJ. Rupture

17-Aug-2021 16:47PM

2734 words • 5 matches • 5 sources

FAQ

iThenticate

65993\_Auto\_Edited.docx

Quoted Excluded  
Bibliography Excluded

6%

**Name of Journal:** *World Journal of Orthopedics*

**Manuscript NO:** 65993

**Manuscript Type:** CASE REPORT

**Simultaneous repair of bilateral pectoralis major tendons: A case report**

Abbas MJ *et al.* Repair of bilateral pectoralis major tendons

Muhammad J Abbas, Patrick Buckley, Sabin Shah, Kelechi R Okoroa

**Abstract**

BACKGROUND

Injuries to the pectoralis major are infrequent, with only a few hundred cases currently recorded in the literature.

Match Overview

1

Internet: 35 words  
created on 19-Sep-2020  
[journal.kaymed.com](#)

2%

2

Crossref: 28 words  
Paul Jackson Mansfield, Donald A. Neumann "Dedic Pector  
les of Knowledge" (Darien IL, 2019)

1%

3

Internet: 22 words  
created on 16-Sep-2012  
[www.lawfajedoc.org](#)

1%

4

Crossref: 11 words  
Sports Injuries, 2016

1%

5

Internet: 11 words  
[journal.ku.edu](#)

1%

PAGE 1 OF 11

Text Only Report

国内版

国际版

Simultaneous repair of bilateral pectoralis major tendons: A case re



ALL

IMAGES

VIDEOS

12,100 Results

Any time ▼

### Simultaneous bilateral rupture of the pectoralis major ...

<https://www.researchgate.net/publication/8457585...>

Simultaneous bilateral pectoralis major (PM) tendon rupture is a rare injury. To our knowledge, there have been only three previously reported cases of this type of injury.1-3 These patients ...

Estimated Reading Time: 9 mins

### [PDF] Bilateral Pectoralis Major Tendon Rupture KANSAS ...

<https://journals.ku.edu/kjm/article/download/11801/11149>

Simultaneous bilateral pectoralis major (PM) tendon rupture is a rare injury. To our knowledge, there have been only three previously reported cases of this type of injury.1-3 These patients sustained the injury while attempting a 360° turn on gymnastic rings, 1 bench-press - ing a heavier-than-normal load without an appropriate warm-up

Author: Jace E. Kusler, Alexander C.M. Chon... Publish Year: 2019

### Simultaneous Bilateral Biceps Tendon Rupture: A Case ...

<https://www.researchgate.net/publication/264753354...>

Simultaneous bilateral complete tear of the biceps tendons is a rare clinical entity with challenging treatment approaches. Current diagnostic imaging of rupture of the biceps tendon has reverted ...

### (PDF) Rupture of the Pectoralis Major: A Case Report and ...

[https://www.academia.edu/4999032/Rupture\\_of\\_the...](https://www.academia.edu/4999032/Rupture_of_the...) ▼

Case Report: The patient was a 31-year-old male bodybuilder who presented to the Emergency Department with acute pain and swelling in the left axilla after performing a bench press with a 400-pound barbell. The diagnosis of pectoralis major rupture was suspected and confirmed by magnetic resonance imaging, and early surgical repair was performed.

Estimated Reading Time: 9 mins

### Rupture of the Pectoralis Major: A Case Report and Review ...

<https://www.sciencedirect.com/science/article/pii/S0736467908003168>

Feb 01, 2010 · The diagnosis of a left pectoralis major rupture was confirmed with MRI of the chest (Figure 1, Figure 2), which revealed the detachment of the pectoralis major tendon from its insertion on the humerus (white arrow), a hematoma (dark arrows), and defect in the mid to inferior aspect of the