

**Characteristics of pediatric scrub typhus during an ...**<https://pubmed.ncbi.nlm.nih.gov/21630069>

Results: Fever for more than 1 wk duration was the most common **manifestation** (100%) followed by splenomegaly (45.8%), **eschar** (41.7%), cough (37.5%), hepatomegaly (33.3%), headache and body ache (25%), pain abdomen (25%), vomiting (20.8%), altered sensorium (16.6%), seizures (12.5%) lymphadenopathy (12.5%), and loose stools (8.3%). Meningoencephalitis was the ...

**Cited by:** 61**Author:** Rashna Dass, Nayan Mani Deka, So...**Publish Year:** 2011**A Hematogenously Disseminated Orientia tsutsugamsushi ...**<https://www.ncbi.nlm.nih.gov/pmc/articles/PMC4091938>

Jul 10, 2014 · Respiratory involvement is common in severe **scrub typhus** infections. Approximately 40% of **scrub typhus** patients manifest cough at the time of admission. Interstitial pneumonia, pulmonary edema, pleural effusions, cardiomegaly, and/or focal atelectasis are observed by chest radiography in those patients. . .

**Cited by:** 25**Author:** Thomas R. Shelite, Tais B. Saito, Nic...**Publish Year:** 2014**Massive consolidation: a rare manifestation of paediatric ...**<https://europepmc.org/article/PMC/PMC3902318> ▾

Jan 17, 2014 · Pleuropulmonary **manifestations** of **Scrub typhus** are well documented 1 and they present most commonly with cough, tachypnoea 2 3 and infiltrates on the chest X-ray. The lung **manifestations** are usually interstitial pneumonia, 4 5 pleural effusion 6 or haemorrhage 7 all of which are vasculitis mediated. 8 In a series of autopsies performed in patients dying of **Scrub typhus**...

**Cited by:** 4**Author:** Kumar Manickam, Satheeshkumar S...**Publish Year:** 2014**Scrub typhus and cerebrovascular injury: a phenomenon of ...**[europepmc.org/articles/PMC3748467](https://europepmc.org/articles/PMC3748467) ▾

May 28, 2013 · Corresponding to this pathologic finding, hemorrhages in various organs, such

### Case Report: Peritonitis in Patients with Scrub Typhus ...

<https://www.researchgate.net/publication/225186612...>

Few studies have reported on the **gastrointestinal manifestations** of **scrub typhus**. Typical **gastrointestinal manifestations** in patients with **scrub typhus** ...

### Clinical manifestations of scrub typhus | Transactions of ...

<https://academic.oup.com/trstmh/article-abstract/111/2/43/3752131> ▾

Apr 25, 2017 · **Scrub typhus** can **present** as acute abdomen, **without** an underlying surgical cause. 91, 92 While there are no reports of spontaneous peritonitis with **scrub typhus**, two patients are reported t...

Cited by: 26

Author: Senaka Rajapakse, Praveen Weeratunga...

Publish Year: 2017

Estimated Reading Time: 3 mins

### (PDF) Clinical manifestations of scrub typhus

<https://www.researchgate.net/publication/316551379...>

Clinical features of classical **scrub typhus**. The incubation period of **scrub typhus** in humans is around 10 – 12 days, and can vary between 6 and 21 days. 4. It usually presents as an **acute** ...

### Unusual presentation of acute abdomen in scrub typhus: A ...

<https://www.researchgate.net/publication/15558281...>


[5,7,8] The clinical **manifestations** of **scrub typhus** are proteans, with the most common nonspecific symptoms such as fever, chills, headache, and cough with an unusual presentation of abdominal pain.

### Characteristics of pediatric scrub typhus during an ...

06-Jun-2021 03:10PM

2427 words • 12 matches • 6 sources

FAQ

 iThenticate®

67189\_Auto\_Edited-IT check.docx

Quotient Excluded  
Bibliography Excluded  
12%  
check

**Name of Journal:** *World Journal of Clinical Cases*

**Manuscript NO:** 67189

**Manuscript Type:** CASE REPORT

**Manifestation of acute peritonitis and pneumonedema in scrub typhus without eschar:  
A case report**

Zhou XL *et al.* scrub typhus without eschar

Xiu-Ling Zhou, Qing-Long Ye, Jia-Qian Chen, Wei Li, Hao-Jian Dong

Match Overview

2 matches

1

Crossref 115 words  
Po-Huang Chang, Yu-Pin Cheng, Po-Sheng Chang, Chiao-W  
ei Lo, Lung-Huang Lin, Chen-Fang Lu, Wen-Hung Chung "A C

5%

2

Internet 70 words  
crawled on 15-Oct-2020  
www.scribd.com

3%

3

Crossref 32 words  
Dibyayoti Goswami, Arjangi Hing, Ananta Das, Monaliza Lyng  
doh "Scrub typhus complicated by acute respiratory distres ...

1%

4

Internet 29 words  
crawled on 02-Feb-2009  
www.med.cmu.ac.th

1%

5



Crossref 25 words  
Chen-Chi Tsai, Chong-Jang Lay, Chun-Lung Wang, Yu-Huai  
Ho, Li-Shinn Wang, Li-Kuang Chen "Levofloxacin versus tr ...

1%




6



Internet 15 words  
crawled on 26-May-2020  
journals.sagepub.com

1%

PAGE 1 OF 5

Text-Only Report

国内版 国际版

Manifestation of acute peritonitis and pneumonedema in scrub typh



ALL

IMAGES

VIDEOS

5,540 Results

Any time ▾

### Case Report: Peritonitis in Patients with Scrub Typhus ...

<https://www.researchgate.net/publication/225186612...>

Few studies have reported on the gastrointestinal manifestations of scrub typhus. Typical gastrointestinal manifestations in patients with scrub typhus ...

### Unusual presentation of acute abdomen in scrub typhus: A ...

<https://www.researchgate.net/publication/15558281...>

Scrub typhus is an endemic disease in Pescadores island, Taitung county and other small islands around Taiwan. It usually presents clinically as fever, chilliness, rash, eschar, cough, dyspnea and ...

### Clinical manifestations of scrub typhus | Transactions of ...

<https://academic.oup.com/trstmh/article/111/2/43/3752131> ▾

Apr 25, 2017 · Gastrointestinal manifestations. Scrub typhus can present as acute abdomen, without an underlying surgical cause. 91, 92 While there are no reports of spontaneous peritonitis with scrub...

Cited by: 31

Author: Senaka Rajapakse, Praveen Weeratunga,...

Publish Year: 2017

Estimated Reading Time: 3 mins

### (PDF) Clinical manifestations of scrub typhus

<https://www.researchgate.net/publication/316551379...>

Clinical features of classical scrub typhus. The incubation period of scrub typhus in humans is around 10 – 12 days, and can vary between 6 and 21 days. 4. It usually presents as an acute ...

### (PDF) Neurological manifestations of scrub typhus in adults

<https://www.researchgate.net/publication/300079650...>

Apr 07, 2016 · Scrub typhus, an acute febrile infectious disease prevalent in the 'tsutsugamushi triangle', is a mite-borne rickettsial zoonosis, caused by Orientia tsutsugamushi. The clinical ...

Estimated Reading Time: 4 mins

### Characteristics of pediatric scrub typhus during an ...

<https://pubmed.ncbi.nlm.nih.gov/21630069>

Results: Fever for more than 1 wk duration was the most common manifestation (100%) followed by splenomegaly (45.8%), eschar (41.7%), cough (37.5%), hepatomegaly (33.3%), headache and body...