

Dear Editor,

Thank you very much for your decision letter and advice on our manuscript (Manuscript #76164) entitled “*Effect of six-step comprehensive deswelling therapy combined with foam granule bandage in the management of upper extremity lymphedema pressure after breast cancer surgical intervention*”. We also thank the reviewers for the constructive comments and suggestions. We have revised the manuscript accordingly, and all amendments are indicated by red font in the revised manuscript. In addition, our point-by-point responses to the comments are listed below this letter.

This revised manuscript has been edited and proofread by Medjaden, Inc.

We hope that our revised manuscript is now acceptable for publication in your journal and look forward to hearing from you soon.

With best wishes,

Yours sincerely,

Li-Juan Zhang

First of all, we would like to express our sincere gratitude to the reviewers for their constructive and positive comments.

### **Replies to Reviewer 1**

Specific Comments

Scientific Quality: Grade C (Good)

Language Quality: Grade B (Minor language polishing)

Conclusion: Minor revision

Specific Comments to Authors: Dear authors, the revised version is complete but you must expand your conclusion and discussion section.

**Response:** Thank you for the constructive comments. The Discussion and Conclusion section have been expanded. See lines 301 to 371 on pages 15 to 18.

### **Replies to Reviewer 2**

Scientific Quality: Grade C (Good)

Language Quality: Grade B (Minor language polishing)

Conclusion: Accept (General priority)

Specific Comments to Authors: Institutional Review Board Approval Form or Document is not in English.

**Response:** We have provided the English version:

**Sun Yat-sen University Cancer Center IRB**

中山大学肿瘤防治中心伦理委员会

审批号/ Approval No: GYX2020-002      审批日期/ Approval Date: Nov.15, 2019

地址: 广州市越秀区东风东路 651 号 邮编: 510060 电话/Tel: 87343135 传真/Fax: 87343009  
Address: 651, Dongfeng East Road, Guangzhou, China 510060


**Protocol type:** 2020 Guangdong Medical Science and Technology Research Fund

**Protocol title:** The Relationships between body composition based on bioelectrical impedance and Breast cancer-related lymphedema

**Study site & Principle Investigator:** Sun Yat-sen University Cancer Center & Zhang Li-juan

The IRB of SYSUCC has discussed the proposal on Nov.15, 2019 in accordance to ICH GCP guidelines, government regulations and laws. Eleven out of twelve members attended the meeting and agreed to approve this protocol.

**Conditions:** 1. Do not deviate from, or make changes to the study protocol without prior written IRB approval, except when it is necessary to eliminate immediate hazards to research subjects or when the change involves only logistical or administrative issues; 2. Report the following to SYSUCC IRB: (1) study protocol or consent document change, (2) serious adverse event, (3) study progress, and (4) new information that may be relevant to a subject's willingness to continue participation in the study; 3. Report study progress to SYSUC IRB at a 12-monthly interval until study closure. This approval is valid for one year.



Peng Wang-qing  
IRB Chairman  
Sun Yat-sen University Cancer Center  
2019-11-15

**Replies to Reviewer 3:**

**Scientific Quality: Grade D (Fair)**

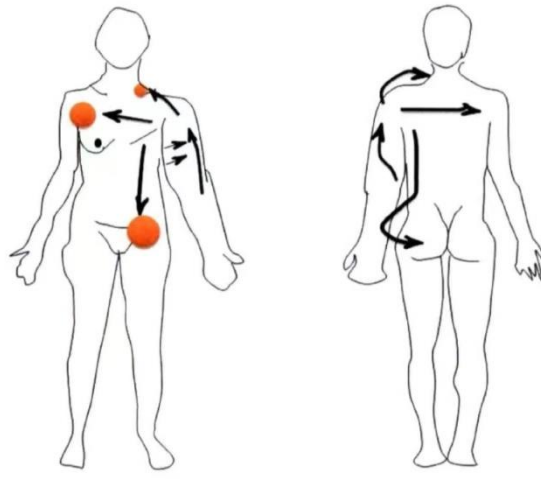
**Language Quality: Grade C (A great deal of language polishing)**

**Conclusion: Major revision**

**The details are as follows:**

1. “ Major point You described the lymphatic drainage procedures in great detail in this paper. However, there are no photos or illustrations of the procedures. “

**Response:** The lymphatic drainage procedure is illustrated in the figure below from Ningfei L. Lymphedema - diagnosis and treatment first edition. Beijing China. Science Press. 2014, 1-2 .13.



2. “ If you would like to emphasize the technical procedures, this paper needs some photos or illustrations. If you would like to emphasize the results, the details of the procedure should be described more simply. ”

**Response:** Thank you for the constructive comments. The text has been revised according to your suggestions.

3. “Minor points In the Table 2 Both arms are expressed as control group. Is the p value<0.01 true in the post-treatment extracellular moisture ratio? ”

**Response:** This point has been corrected on page 27.

4. In the Discussion • The sentence “Upper limb lymphedema is one of the most common and serious complications of breast cancer surgery.” was already described in the Introduction.

**Response:** Thank you for the constructive comments. We have deleted this text.

5 • The expression “simple sentinel lymph node biopsy (sentinel lymph node biopsy, SLNB) SLNB group” is strange. • The sentence “The incidence of breast cancer associated lymphoedema in 2 groups and the incidence of 2 years BCRL in four groups were compared.” is unnecessary.

**Response:** Thank you for the constructive comments. We have deleted this text.

6 • The sentence “The results revealed that although the progress of radiotherapy technology will bring about the improvement of curative effect and the decrease of normal tissue injury, it will increase the risk of upper limb lymphedema in breast cancer patients.” is very strange.

**Response:** Thank you for the constructive comments. The text in lines 308 to 310 on page 15 has been revised.

7. • The sentence “Upper limb lymphedema is caused by lymphatic system damage that results in abnormal accumulation of fluid thereof, in tissue spaces in the ipsilateral upper arm; in turn, this leads to lymph flow obstruction and swelling, pain, fatigue, secondary infection, and extremity dysfunctions in the affected upper limb.” Is also described in the Introduction.

**Response:** Thank you. We have deleted this repetitive text.

**Authors are requested to send their revised manuscript to a professional English language editing company or a native English-speaking expert to polish the manuscript further. When the authors submit the subsequent polished manuscript to us, they must provide a new language certificate along with the manuscript.**

**Response:** The updated draft of the manuscript has been re-edited, and we have provided an updated language editing certificate.

## EDITORIAL OFFICE'S COMMENTS

Authors must revise the manuscript according to the Editorial Office's comments and suggestions, which are listed below:

### (1) *Science editor:*

This study explored the effectiveness of a six-step comprehensive deswelling therapy involving a foam granule bandage for the treatment of upper extremity lymphedema pressure after breast cancer surgical intervention. It concluded that this kind of therapy can effectively reduce the edema of upper extremity, reduce the local tissue congestion and promote the lymph circulation. I find it a well-structured interesting study. Nevertheless, there are a few points that may deserve some revisions.

1. The Informed Consent Form should be prepared in the official language of the authors' country to the system.

**Response:** Thank you for the constructive comments. The relevant informed consent form is provided:

**淋巴水肿综合消肿治疗知情同意书**

姓名: \_\_\_\_\_ 性别: \_\_\_\_\_ 年龄: \_\_\_\_\_ 病案号: \_\_\_\_\_

诊断: \_\_\_\_\_ 手术名称及医院: \_\_\_\_\_

术后行何种治疗方案: \_\_\_\_\_

目前患者处于何种阶段: \_\_\_\_\_ 疾病史: \_\_\_\_\_

有无复发、转移、感染: \_\_\_\_\_

现患者 \_\_\_\_\_ 部位出现淋巴水肿, 根据患者目前情况, 需要进行 \_\_\_\_\_ 检查 (治疗)

患者或家属选择治疗方案: \_\_\_\_\_

本治疗属于保守性治疗, 由于病情的关系及个体差异, 治疗的效果也存在一定关系。在现有医学科学技术的条件下, 实施该治疗期间有可能出现无法预料或不能防范的风险和不良后果, 一旦出现上述情况, 可能加重原有病情、出现新的病变甚至预想不到的后果。

淋巴水肿治疗师: \_\_\_\_\_ 已充分向患者及家属交代了淋巴水肿治疗方案的优缺点, 患者及家属已充分理解, 现同意/不同意 (打“√”) 接受此治疗, 即: \_\_\_\_\_

患者签名: \_\_\_\_\_

家属签名: \_\_\_\_\_ 与患者的关系: \_\_\_\_\_

年 月 日 时 分


2. The format of the table should be a three-line table.

**Response:** The table format has been changed to a three line table.

## (2) Company editor-in-chief:

I have reviewed the Peer-Review Report, the full text of the manuscript, and the relevant ethics documents, all of which have met the basic publishing requirements of the World Journal of Clinical Cases, and the manuscript is conditionally accepted. I have sent the manuscript to the author(s) for its revision according to the Peer-Review Report, Editorial Office's comments and the Criteria for Manuscript Revision by Authors. Before its final acceptance, the author(s) must provide the Signed Consent Form(s) or Document(s). For example, authors from China should upload the Chinese version of the document, authors from Italy should upload the Italian version of the document, authors from Germany should upload the Deutsch version of the document, and authors from the United States and the United Kingdom should upload the English version of the document, etc.

**Response:** The necessary document has been provided.




**Baishideng Publishing Group**  
7041 Kall Center Parkway, Suite 160, Pleasanton, CA 94566, USA  
Telephone: +1-925-399-1368  
E-mail: [bjpgoffice@wjgnet.com](mailto:bjpgoffice@wjgnet.com)  
<https://www.wjgnet.com>

**COPYRIGHT LICENSE AGREEMENT**

**1 INFORMATION FOR YOUR MANUSCRIPT**  
Name of Journal: World Journal of Clinical Cases  
Manuscript NO.: 76164  
Column: Case Control Study  
Title: Effect of a six-step complex decompression therapy combined with a foam granule bandage in the management of upper extremity lymphedema pressure after breast cancer surgical intervention  
All Author List: Hui-Zhen Zhang, Qiao-Ling Zhong, Hui-Ting Zhang, Qing-Hua Luo, Hai-Lin Tang and Li-Juan Zhang  
Corresponding Author: Li-Juan Zhang, BSc, Director, Sun Yat-sen University Cancer Center, State Key Laboratory of Oncology in South China, No. 651, Dongfeng Road East, Guangzhou 510060, China. [zhanglj@sysucc.org.cn](mailto:zhanglj@sysucc.org.cn)  
Received Date: 2022-03-04

**2 COPYRIGHT LICENSE AGREEMENT**  
World Journal of Clinical Cases is a high-quality, online, open-access, single-blind peer-reviewed journal published by the Baishideng Publishing Group (BPG). After consultation by the authors and BPG, the authors agree that if this manuscript is finally accepted for publication, the Copyright License Agreement will become effective immediately. Please note that the designation of co-first authors and co-corresponding authors is not permitted. Application for copyright license agreement will be made by written declaration of and attestation to the following:

1 / 4



**Baishideng Publishing Group**  
7041 Kall Center Parkway, Suite 160, Pleasanton, CA 94566, USA  
Telephone: +1-925-399-1368  
E-mail: [bjpgoffice@wjgnet.com](mailto:bjpgoffice@wjgnet.com)  
<https://www.wjgnet.com>

**2.1 ©The Author(s):** The copyright on any open access article in a journal published by BPG is retained by the author(s).

**2.2 Author(s) grant BPG permission to publish the article:** Author(s) grant BPG license to publish the article and identify itself as the original publisher.

**2.3 Author(s) grant copyright permission:** This article is an open-access article that was selected by an in-house editor and fully peer-reviewed by external reviewers. It is distributed in accordance with the Creative Commons Attribution NonCommercial (CC BY-NC 4.0) license, which permits others to distribute, remix, adapt, build upon this work non-commercially, and license their derivative works on different terms, provided the original work is properly cited and the use is non-commercial. See: <http://creativecommons.org/licenses/by-nc/4.0/>

**2.4 Simultaneous submission statement:** Author(s) certify that the manuscript is not simultaneously being considered by other journals nor is already published elsewhere.


**2.5 Academic misconduct statement:** Author(s) certify that the manuscript has no redundancy, plagiarism, data fabrication, or falsification.

**2.6 Conflict of interest statement:** Author(s) certify that there is no conflict of interest related to the manuscript. If any potential conflict-of-interest exists, author(s) certify that it is fully disclosed.

**2.7 Ethics statement:** Author(s) certify that all experiments involving animals and human subjects were designed and performed in compliance with the relevant laws regarding humane care and use of subjects.

**2.8 Referenced figures and tables authorization statement:** Author(s) certify that the manuscript's content is original, with all information from other sources appropriately referenced, and that specific permission has been granted in writing by any existing copyright holders prior to publication and is clearly cited and available.

2 / 4



**Baishideng Publishing Group**

7041 Koll Center Parkway, Suite 160, Pleasanton, CA 94566, USA  
 Telephone: +1-925-399-1568  
 E-mail: bpgoffice@wjgnet.com  
<https://www.wjgnet.com>

research sponsor(s). All BPG publications' APC standards can be found at:  
<https://www.wjgnet.com/bpg/getinfo/242>

**4 SIGNATURES OF ALL AUTHORS**

This declaration must be signed by all authors. The manuscript will be rejected immediately if we find the declaration was not signed by authors themselves. The signature list for all authors is as follows:

1 Name: <u>Hui-Zhen Zhang</u>	Date: <u>April 25, 2022</u>
2 Name: <u>Qiao-Ling Zhong</u>	Date: <u>April 25, 2022</u>
3 Name: <u>Hui-Ting Zhang</u>	Date: <u>April 25, 2022</u>
4 Name: <u>Qing-Hua Luo</u>	Date: <u>April 25, 2022</u>
5 Name: <u>Hai-Lin Tang</u>	Date: <u>April 25, 2022</u>
6 Name: <u>Li-Juan Zhang</u>	Date: <u>April 25, 2022</u>

The title of the manuscript is too long and must be shortened to meet the requirement of the journal (Title: The title should be no more than 18 words).

**Response:** The title has been shortened accordingly.

Authors are required to provide standard three-line tables, that is, only the top line, bottom line, and column line are displayed, while other table lines are hidden. The contents of each cell in the table should conform to the editing specifications, and the lines of each row or column of the table should be aligned. Do not use carriage returns or spaces to replace lines or vertical lines and do not segment cell content.

**Response:** The table format has been changed to a three line table.

Please upload the approved grant application form(s) or funding agency copy of any approval document(s).

**Response:** There was no funding for this research.