

# World Journal of *Clinical Cases*

*World J Clin Cases* 2023 September 26; 11(27): 6318-6669



## Contents

Thrice Monthly Volume 11 Number 27 September 26, 2023

## MINIREVIEWS

- 6318 Characteristics of amino acid metabolism in colorectal cancer

*Xu F, Jiang HL, Feng WW, Fu C, Zhou JC*

## ORIGINAL ARTICLE

## Clinical and Translational Research

- 6327 Exploring the pharmacological mechanism of Wuzhuyu decoction on hepatocellular carcinoma using network pharmacology

*Ouyang JY, Lin WJ, Dong JM, Yang Y, Yang HK, Zhou ZL, Wang RQ*

- 6344 Identification of potential diagnostic and prognostic biomarkers for breast cancer based on gene expression omnibus

*Zhang X, Mi ZH*

## Retrospective Cohort Study

- 6363 Treatment of proximal humeral fractures accompanied by medial calcar fractures using fibular autografts: A retrospective, comparative cohort study

*Liu N, Wang BG, Zhang LF*

## Retrospective Study

- 6374 Effectiveness of out-fracture of the inferior turbinate with reduction nasal bone fracture

*Kim SY, Nam HJ, Byeon JY, Choi HJ*

- 6383 Prognostic model of hepatocellular carcinoma based on cancer grade

*Zhang GX, Ding XS, Wang YL*

- 6398 Oncologic efficacy of gonadotropin-releasing hormone agonist in hormone receptor-positive very young breast cancer patients treated with neoadjuvant chemotherapy

*Choi HJ, Lee JH, Jung CS, Ryu JM, Chae BJ, Lee SK, Yu JH, Kim SW, Nam SJ, Lee JE, Jung YJ, Kim HY*

- 6407 Correlation analysis of serum thyroglobulin, thyroid-stimulating hormone levels, and thyroid-cancer risk in thyroid nodule surgery

*Shuai JH, Leng ZF, Wang P, Ji YC*

- 6415 Closed thoracic drainage in elderly patients with chronic obstructive pulmonary disease complicated with spontaneous pneumothorax: A retrospective study

*Wang W, Zhu DN, Shao SS, Bao J*

## Observational Study

- 6424 *Helicobacter pylori* eradication treatment for primary gastric diffuse large B-cell lymphoma: A single-center analysis

*Saito M, Mori A, Kajikawa S, Yokoyama E, Kanaya M, Izumiyama K, Morioka M, Kondo T, Tanei ZI, Shimizu A*

**Prospective Study**

- 6431** Effect of polyene phosphatidylcholine/ursodeoxycholic acid/ademetionine on pregnancy outcomes in intrahepatic cholestasis  
*Dong XR, Chen QQ, Xue ML, Wang L, Wu Q, Luo TF*

**SYSTEMATIC REVIEWS**

- 6440** Maternal diaphragmatic hernia in pregnancy: A systematic review with a treatment algorithm  
*Augustin G, Kovač D, Karadjole VS, Zajec V, Herman M, Hrbač P*

**META-ANALYSIS**

- 6455** Laparoscopic *vs* open radical resection in management of gallbladder carcinoma: A systematic review and meta-analysis  
*He S, Yu TN, Cao JS, Zhou XY, Chen ZH, Jiang WB, Cai LX, Liang X*

**CASE REPORT**

- 6476** Acute acquired concomitant esotropia with congenital paralytic strabismus: A case report  
*Zhang MD, Liu XY, Sun K, Qi SN, Xu CL*
- 6483** Tumor recurrence after pathological complete response in locally advanced gastric cancer after neoadjuvant therapy: Two case reports  
*Xing Y, Zhang ZL, Ding ZY, Song WL, Li T*
- 6491** Acute peritonitis secondary to post-traumatic appendicitis: A case report and literature review  
*Habachi G, Aziza B, Ben-Ammar S, Maherzi O, Houas Y, Kerkeni Y, Sahli S, Jouini R*
- 6498** Fournier's gangrene after insertion of thermo-expandable prostatic stent for benign prostatic hyperplasia: A case report  
*Jung HC, Kim YU*
- 6505** Methyl-CpG-Binding protein 2 duplication syndrome in a Chinese patient: A case report and review of the literature  
*Xing XH, Takam R, Bao XY, Ba-alwi NA, Ji H*
- 6515** Blood purification for treatment of non-liquefied multiple liver abscesses and improvement of T-cell function: A case report  
*Tang ZQ, Zhao DP, Dong AJ, Li HB*
- 6523** Eosinophilic granulomatosis with polyangiitis, asthma as the first symptom, and subsequent Loeffler endocarditis: A case report  
*He JL, Liu XY, Zhang Y, Niu L, Li XL, Xie XY, Kang YT, Yang LQ, Cai ZY, Long H, Ye GF, Zou JX*
- 6531** Left atrium veno-arterial extra corporeal membrane oxygenation as temporary mechanical support for cardiogenic shock: A case report  
*Lamastra R, Abbott DM, Degani A, Pellegrini C, Veronesi R, Pelenghi S, Dezza C, Gazzaniga G, Belliato M*

- 6537** Successful treatment of eyebrow intradermal nevi by shearing combined with electrocautery and curettage: Two case reports  
*Liu C, Liang JL, Yu JL, Hu Q, Li CX*
- 6543** Amniotic membrane mesenchymal stromal cell-derived secretome in the treatment of acute ischemic stroke: A case report  
*Lin FH, Yang YX, Wang YJ, Subbiah SK, Wu XY*
- 6551** Managing spindle cell sarcoma with surgery and high-intensity focused ultrasound: A case report  
*Zhu YQ, Zhao GC, Zheng CX, Yuan L, Yuan GB*
- 6558** Triplet regimen as a novel modality for advanced unresectable hepatocellular carcinoma: A case report and review of literature  
*Zhao Y, He GS, Li G*
- 6565** Acute diquat poisoning case with multiorgan failure and a literature review: A case report  
*Fan CY, Zhang CG, Zhang PS, Chen Y, He JQ, Yin H, Gong XJ*
- 6573** Fungal corneal ulcer after repair of an overhanging filtering bleb: A case report  
*Zhao J, Xu HT, Yin Y, Li YX, Zheng YJ*
- 6579** Combination therapy with toripalimab and anlotinib in advanced esophageal squamous cell carcinoma: A case report  
*Chen SC, Ma DH, Zhong JJ*
- 6587** Removal of a pulmonary artery foreign body during pulse ablation in a patient with atrial fibrillation: A case report  
*Yan R, Lei XY, Li J, Jia LL, Wang HX*
- 6592** Delayed-onset *micrococcus luteus*-induced postoperative endophthalmitis several months after cataract surgery: A case report  
*Nam KY, Lee HW*
- 6597** Anesthetic management of a pregnant patient with Eisenmenger's syndrome: A case report  
*Zhang Y, Wei TT, Chen G*
- 6603** Recurrence of unilateral angioedema of the tongue: A case report  
*Matsuhisa Y, Kenzaka T, Shimizu H, Hirose H, Gotoh T*
- 6613** Transverse mesocolic hernia with intestinal obstruction as a rare cause of acute abdomen in adults: A case report  
*Zhang C, Guo DF, Lin F, Zhan WF, Lin JY, Lv GF*
- 6618** Compound heterozygous mutations in tripeptidyl peptidase 1 cause rare autosomal recessive spinocerebellar ataxia type 7: A case report  
*Liu RH, Wang XY, Jia YY, Wang XC, Xia M, Nie Q, Guo J, Kong QX*

- 6624** Treatment of posterior interosseous nerve entrapment syndrome with ultrasound-guided hydrodissection: A case report  
*Qin LH, Cao W, Chen FT, Chen QB, Liu XX*
- 6631** Rapidly growing extensive polypoid endometriosis after gonadotropin-releasing hormone agonist discontinuation: A case report  
*Zhang DY, Peng C, Huang Y, Cao JC, Zhou YF*
- 6640** Preserving finger length in a patient with symmetric digital gangrene under local anesthesia: A case report  
*Kim KH, Ko IC, Kim H, Lim SY*
- 6646** Reconstruction of the lower back wound with delayed infection after spinal surgery: A case report  
*Kim D, Lim S, Eo S, Yoon JS*
- 6653** Solitary intraosseous neurofibroma in the mandible mimicking a cystic lesion: A case report and review of literature  
*Zhang Z, Hong X, Wang F, Ye X, Yao YD, Yin Y, Yang HY*
- 6664** Complete response of metastatic *BRAF* V600-mutant anaplastic thyroid cancer following adjuvant dabrafenib and trametinib treatment: A case report  
*Lee SJ, Song SY, Kim MK, Na HG, Bae CH, Kim YD, Choi YS*

**ABOUT COVER**

Editorial Board Member of *World Journal of Clinical Cases*, Alexandru Corlateanu, MD, PhD, Reader (Associate Professor), Department of Respiratory Medicine, Nicolae Testemitanu State University of Medicine and Pharmacy, Chisinau 2001, Moldova. alexandru\_corlateanu@yahoo.com

**AIMS AND SCOPE**

The primary aim of *World Journal of Clinical Cases* (WJCC, *World J Clin Cases*) is to provide scholars and readers from various fields of clinical medicine with a platform to publish high-quality clinical research articles and communicate their research findings online.

WJCC mainly publishes articles reporting research results and findings obtained in the field of clinical medicine and covering a wide range of topics, including case control studies, retrospective cohort studies, retrospective studies, clinical trials studies, observational studies, prospective studies, randomized controlled trials, randomized clinical trials, systematic reviews, meta-analysis, and case reports.

**INDEXING/ABSTRACTING**

The WJCC is now abstracted and indexed in Science Citation Index Expanded (SCIE, also known as SciSearch®), Journal Citation Reports/Science Edition, Current Contents®/Clinical Medicine, PubMed, PubMed Central, Reference Citation Analysis, China National Knowledge Infrastructure, China Science and Technology Journal Database, and Superstar Journals Database. The 2023 Edition of Journal Citation Reports® cites the 2022 impact factor (IF) for WJCC as 1.1; IF without journal self cites: 1.1; 5-year IF: 1.3; Journal Citation Indicator: 0.26; Ranking: 133 among 167 journals in medicine, general and internal; and Quartile category: Q4.

**RESPONSIBLE EDITORS FOR THIS ISSUE**

Production Editor: *Ying-Yi Yuan*; Production Department Director: *Xiang Li*; Editorial Office Director: *Jin-Lei Wang*.

**NAME OF JOURNAL**

*World Journal of Clinical Cases*

**ISSN**

ISSN 2307-8960 (online)

**LAUNCH DATE**

April 16, 2013

**FREQUENCY**

Thrice Monthly

**EDITORS-IN-CHIEF**

Bao-Gan Peng, Jerzy Tadeusz Chudek, George Kontogeorgos, Maurizio Serati, Ja Hyeon Ku

**EDITORIAL BOARD MEMBERS**

<https://www.wjgnet.com/2307-8960/editorialboard.htm>

**PUBLICATION DATE**

September 26, 2023

**COPYRIGHT**

© 2023 Baishideng Publishing Group Inc

**INSTRUCTIONS TO AUTHORS**

<https://www.wjgnet.com/bpg/gerinfo/204>

**GUIDELINES FOR ETHICS DOCUMENTS**

<https://www.wjgnet.com/bpg/GerInfo/287>

**GUIDELINES FOR NON-NATIVE SPEAKERS OF ENGLISH**

<https://www.wjgnet.com/bpg/gerinfo/240>

**PUBLICATION ETHICS**

<https://www.wjgnet.com/bpg/GerInfo/288>

**PUBLICATION MISCONDUCT**

<https://www.wjgnet.com/bpg/gerinfo/208>

**ARTICLE PROCESSING CHARGE**

<https://www.wjgnet.com/bpg/gerinfo/242>

**STEPS FOR SUBMITTING MANUSCRIPTS**

<https://www.wjgnet.com/bpg/GerInfo/239>

**ONLINE SUBMISSION**

<https://www.f6publishing.com>

## Retrospective Study

# Oncologic efficacy of gonadotropin-releasing hormone agonist in hormone receptor-positive very young breast cancer patients treated with neoadjuvant chemotherapy

Hee Jun Choi, Jun Ho Lee, Chang Shin Jung, Jai Min Ryu, Byung Joo Chae, Se Kyung Lee, Jong Han Yu, Seok Won Kim, Seok Jin Nam, Jeong Eon Lee, Youn Joo Jung, Hyun Yul Kim

**Specialty type:** Oncology

**Provenance and peer review:**

Unsolicited article; Externally peer reviewed.

**Peer-review model:** Single blind

**Peer-review report's scientific quality classification**

Grade A (Excellent): 0  
Grade B (Very good): B, B  
Grade C (Good): C  
Grade D (Fair): 0  
Grade E (Poor): 0

**P-Reviewer:** Gupta S, Brazil; Yang JS, China

**Received:** June 23, 2023

**Peer-review started:** June 23, 2023

**First decision:** July 4, 2023

**Revised:** July 17, 2023

**Accepted:** August 25, 2023

**Article in press:** August 25, 2023

**Published online:** September 26, 2023



**Hee Jun Choi, Jun Ho Lee, Chang Shin Jung,** Department of Surgery, Samsung Changwon Hospital, Sungkyunkwan University School of Medicine, Changwon 51353, South Korea

**Jai Min Ryu, Byung Joo Chae, Se Kyung Lee, Jong Han Yu, Seok Won Kim, Seok Jin Nam, Jeong Eon Lee,** Division of Breast Surgery, Department of Surgery, Samsung Medical Center, Sungkyunkwan University School of Medicine, Seoul 06351, South Korea

**Youn Joo Jung, Hyun Yul Kim,** Department of Surgery, Pusan National University Yangsan Hospital, Pusan National University School of Medicine, Gyeongnam 50612, South Korea

**Corresponding author:** Hyun Yul Kim, MD, PhD, Associate Professor, Department of Surgery, Pusan National University Yangsan Hospital, Pusan National University School of Medicine, Beomeo-ri, Mulgeum-eup, Yangsan-si, Gyeongnam 50612, South Korea. [isepa102@naver.com](mailto:isepa102@naver.com)

## Abstract

### BACKGROUND

Breast cancer in young women has been shown to have an aggressive behavior and poor prognosis.

### AIM

To evaluate the outcomes of young hormone receptor (HR)-positive patients with breast cancer treated with neoadjuvant chemotherapy (NAC), and the oncologic efficacy of gonadotropin-releasing hormone (GnRH) agonists.

### METHODS

This retrospective study involved a prospectively enrolled cohort. We included patients diagnosed with invasive breast cancer who were treated with NAC followed by curative surgery at the Samsung Medical Center and Samsung Changwon Hospital between January 2006 and December 2017. Among patients with HR-positive and human epidermal growth factor 2 (HER2)-negative breast cancer, we analyzed the characteristics and oncology outcomes between the patients equal to or younger than 35 years and the patients older than 35 years.

### RESULTS

Among 431 patients with NAC and HR-positive/HER2-negative breast cancer, 78



were 35 years old or younger, and 353 patients were older than 35 years. The median follow-up was 71.0 months. There was no statistically significant difference in disease free survival (DFS,  $P = 0.565$ ) and overall survival ( $P = 0.820$ ) between the patients equal to or younger than 35 years and the patients older than 35 years. The two groups differed in that the GnRH agonist was used more frequently in the group of patients equal to or younger than 35 years than in the other group (52.4% *vs* 11.2%,  $P < 0.001$ ). Interestingly, for the DFS according to the GnRH agonist in the group of patients equal to or younger than 35 years, patients treated with the GnRH agonist had better DFS ( $P = 0.037$ ).

## CONCLUSION

Administration of GnRH agonists might improve the DFS rate of HR-positive/HER2-negative breast cancer in the equal to or younger than 35 years group of patients with NAC.

**Key Words:** Gonadotropin-releasing hormone Agonist; Young; Breast; Cancer

©The Author(s) 2023. Published by Baishideng Publishing Group Inc. All rights reserved.

**Core Tip:** The treatment of ovarian suppression was effected a better oncology outcome in the group with clinical high risk, hormone receptor (+) breast cancer. However few studies have compared the efficacy of gonadotropin-releasing hormone (GnRH) agonists for 2 years in patients with neoadjuvant chemotherapy. The aim of our study was to evaluate the efficacy of GnRH agonist treatment in young breast cancer patients.

**Citation:** Choi HJ, Lee JH, Jung CS, Ryu JM, Chae BJ, Lee SK, Yu JH, Kim SW, Nam SJ, Lee JE, Jung YJ, Kim HY. Oncologic efficacy of gonadotropin-releasing hormone agonist in hormone receptor-positive very young breast cancer patients treated with neoadjuvant chemotherapy. *World J Clin Cases* 2023; 11(27): 6398-6406

**URL:** <https://www.wjgnet.com/2307-8960/full/v11/i27/6398.htm>

**DOI:** <https://dx.doi.org/10.12998/wjcc.v11.i27.6398>

## INTRODUCTION

In Western countries, approximately 4% of the patients with breast cancer are younger than 35 years[1,2]. In Asian countries, approximately 5%-6% of patients with breast cancer are diagnosed at a young age, with the mean age at diagnosis being 10 years younger than that in Western countries[3-5]. According to data from the Korean Breast Cancer Society, 5.3% of patients with breast cancer are aged < 35 years[6].

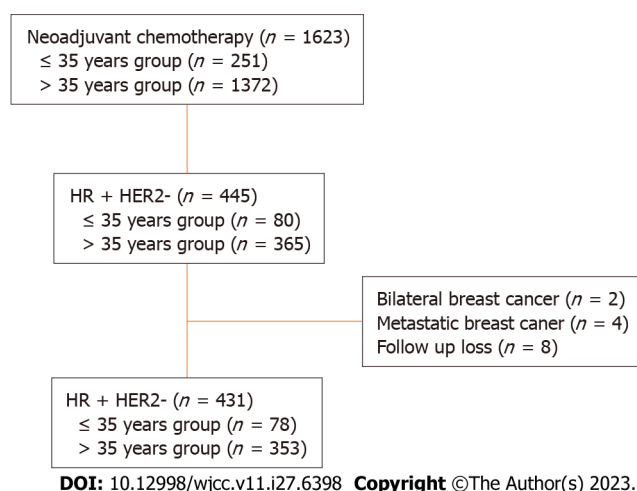
Previous studies have reported that younger patients diagnosed with breast cancer may have more advanced stages and more aggressive tumor biology. Younger patients had higher-grade tumors that were poorly differentiated, hormone receptor (HR)-negative, and human epidermal growth factor 2 (HER2)-positive, a higher grade[7,8]. Additionally, young patients with breast cancer show a poorer response to treatment than older patients. Therefore, these patients had worse outcomes than older patients[9,10]. Younger patients also exhibited higher rates of recurrence and mortality risk than older patients, and HR-positive/HER2-negative tumors were significantly different in terms of oncological outcomes between the younger and older groups[11,12].

Recently, the suppression of ovarian function trial (SOFT) and the tamoxifen and exemestane trial (TEXT) demonstrated that treatment of ovarian suppression resulted in a better oncology outcome in the clinically high-risk group. Patients who were 35 years or younger exhibited better survival with this treatment than with tamoxifen[13-15]. Treatment efficacy, adherence, and quality of life among women younger than 35 years were evaluated according to the International Breast Cancer Study Group SOFT and TEXT adjuvant endocrine therapy trials[16]. However, few studies have compared the efficacy of gonadotropin-releasing hormone (GnRH) agonists over 2 years in patients receiving neoadjuvant chemotherapy (NAC). The aim of our study was to investigate survival differences in HR-positive/HER2-negative breast cancer patients treated with NAC and to evaluate the efficacy of GnRH agonist treatment in young patients with breast cancer.

## MATERIALS AND METHODS

We reviewed the medical records of a prospectively collected cohort. We included patients diagnosed with invasive breast cancer who were treated with NAC followed by curative surgery at the Samsung Medical Center and Samsung Changwon Hospital between January 2006 and December 2017. This study included 431 patients with HR-positive/HER2-negative breast cancer patients. We compared the characteristics and oncological outcomes between the equal-to-or-younger-than-35-years group ( $n = 78$ ) and the older-than-35-years group ( $n = 353$ ) (Figure 1).





**Figure 1 Algorithm of patient selection with strong hormone receptor-positive/ human epidermal growth factor 2-negative breast cancer.**  
HR: Hormone receptor; HER2: Human epidermal growth factor 2.

We included patients newly diagnosed with primary invasive breast cancer who were treated with NAC between 2006 and 2017. Patients with metastatic, bilateral, HER2-positive breast cancer, and triple-negative breast cancers were excluded. In HER2-positive breast cancer and triple-negative breast cancers, GnRH agonist treatment is administered before NAC for ovarian protection; however, continuous GnRH agonist treatment is not administered. Therefore, this study included only HR-positive/HER2-negative breast cancer patients who had undergone GnRH treatment for more than two years, excluding HER2-positive breast cancer and triple-negative breast cancer. The two treatment groups were analyzed in this study. One patient received a GnRH agonist concurrent with NAC for fertility preservation and ovarian suppression over the course of two years, and the other received NAC alone during the same period.

We used anti-ER and anti-PgR monoclonal antibodies on 10% formalin-fixed, paraffin-embedded tissues. Only nuclear (non cytoplasmic) staining was performed. A positive test was defined as one having positive staining greater than or equal to 1% of the tumor cells. A negative test result was defined as one having staining of less than 1% of the tumor cells. We also combined our report with the Allred score interpretation system, which includes intensity (0-3) and proportion scores (0-5). We used an anti-HER2 monoclonal antibody in 10% formalin-fixed paraffin-embedded tissues. Incomplete membrane staining that is faint /barely perceptible and in > 10% of tumor cells is "1+". No staining is observed or membrane staining that is incomplete and is faint/barely perceptible and in ≤ 10% of tumor cells is "0". A negative test result was defined as a staining score of 0/1 +.

Most patients were administered anthracycline- and/or taxane-based regimens. These regimens include anthracycline plus cyclophosphamide, followed by a taxane-based regimen. Adjuvant radiotherapy (RT) was performed using tangential fields in all patients after breast conserving surgery.

We used the chi-square test and Spearman's correlation coefficient to compare discrete variables, and conducted survival analysis using the log-rank test. Using the Kaplan-Meier method, we constructed survival curves to determine the statistical significance of survival. Differences were considered significant when the *P* value was less than 0.05. We performed chi-square tests and calculated the logistic regression using SPSS version 22. This study was approved by the Institutional Review Board of 000, Seoul, South Korea (IRB file No. 2017-12-118-002).

## RESULTS

Among 431 patients with NAC and HR-positive/HER2-negative breast cancer, 78 patients were equal to or younger than 35 years old, and 353 patients were older than 35 years old. There were no specific differences in the patient characteristics according to age. The pCR of patients equal to or younger than 35 years and patients older than 35 years is both low (4.8% and 3.9%, respectively). However, GnRH agonists were more frequently used in patients younger than 35 years than in patients older than 35 years (52.4% *vs* 11.2%, *P* < 0.001) (Table 1). There were no specific differences in patient characteristics according to GnRH agonist treatment in patients younger than 35 years (Table 2).

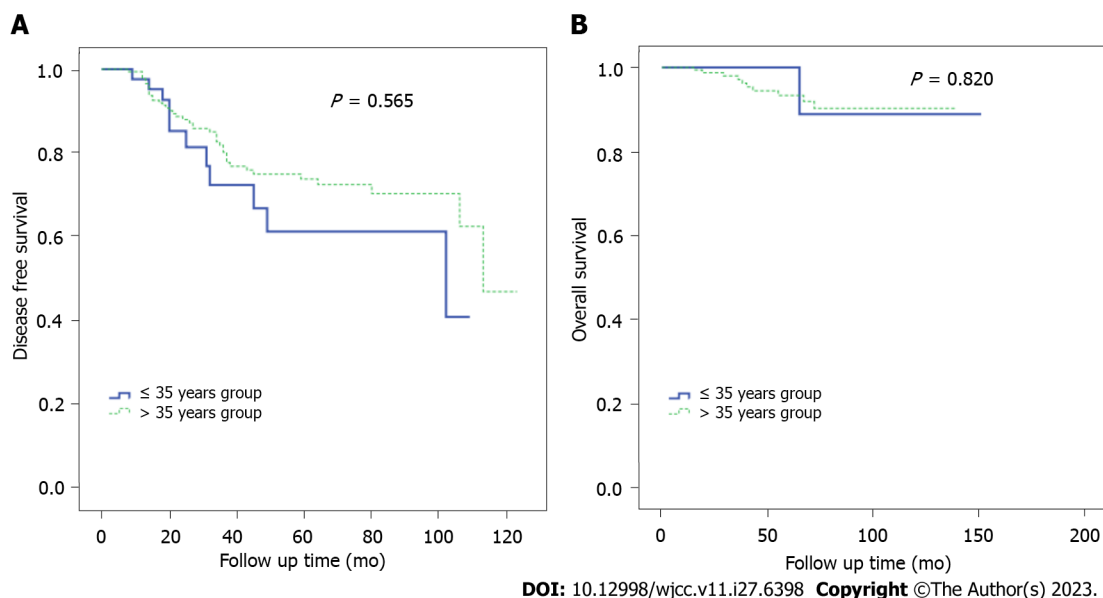
The 5 year-disease free survival (DFS) rate of patients equal to or younger than 35 years was 71.8%, and that of patients older than 35 years was 77.6%. There was no statistically significant difference in DFS (*P* = 0.565) and overall survival (*P* = 0.820) rates between the patients equal to or younger than 35 years and those older than 35 years (Figure 2).

Interestingly, among the 78 patients who were 35 years old or younger, 30 were treated with an additional GnRH agonist, and three experienced recurrences. However, 48 patients were not treated with GnRH agonists, and 19 patients experienced recurrence. Among the patients equal to or younger than 35 years, those who were treated with a GnRH agonist had a lower DFS (89.3% *vs* 62.0%, *P* = 0.037) and there was no statistically significant difference in OS (*P* = 0.341) rates (Figure 3).

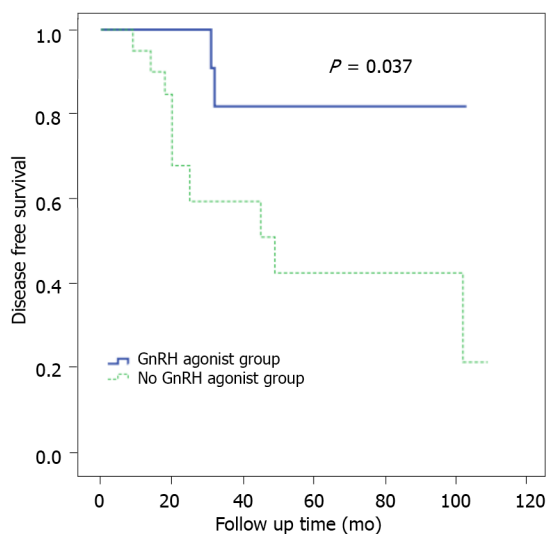
Table 1 Patient characteristics according to age group

Variable	≤ 35 yr group (n = 78), n (%)	> 35 yr group (n = 353), n (%)	P value
BMI			0.064
≤ 25	56 (71.8)	211 (59.7)	
> 25	22 (28.2)	142 (40.23)	
Clinical tumor stage			0.187
cT1	8 (10.26)	15 (4.25)	
cT2	36 (46.15)	184 (52.12)	
cT3	26 (33.33)	120 (33.99)	
cT4	8 (10.26)	34 (9.63)	
Clinical node stage			0.237
cN1	14 (17.95)	96 (27.20)	
cN2	40 (51.28)	162 (45.89)	
cN3	24 (30.77)	95 (26.91)	
Pathologic tumor stage			0.101
ypT0-is	15 (19.23)	34 (9.63)	
ypT1	23 (29.49)	116 (32.86)	
ypT2	25 (32.05)	111 (31.44)	
ypT3	15 (19.23)	84 (23.80)	
ypT4	0 (0.00)	8 (2.27)	
Pathologic node stage			0.336
ypN0	25 (32.05)	110 (31.16)	
ypN1	30 (38.46)	111 (31.44)	
ypN2	18 (23.08)	86 (24.36)	
ypN3	5 (6.41)	46 (13.03)	
Lymphovascular invasion			0.739
Present	38 (48.72)	168 (47.59)	
Absent	32 (41.03)	157 (44.48)	
Unknown	8 (10.26)	28 (7.93)	
Surgery			0.195
Breast conserving	43 (55.13)	166 (47.03)	
Mastectomy	35 (44.87)	187 (52.97)	
Nuclear grade			0.697
Low	11 (14.10)	37 (10.48)	
Intermediate	32 (41.03)	165 (46.74)	
High	27 (34.62)	121 (34.28)	
Unknown	8 (10.26)	30 (8.50)	
Radiation therapy			0.642
Yes	75 (96.15)	335 (94.90)	
No	3 (3.85)	18 (5.10)	
GnRH agonist			< 0.001
Yes	22 (52.4)	20 (11.2)	
No	20 (47.6)	158 (88.8)	

GnRH: Gonadotropin-releasing hormone; BMI: Body mass index.



**Figure 2** Kaplan-Meier survival curves for disease free survival rates and overall survival rates between patients equal to or younger than 35 years and patients older than 35 years. A: Disease free survival rates; B: Overall survival rates.



**Figure 3** Kaplan-Meier survival curves for disease free survival according to gonadotropin-releasing hormone agonist among younger than 35 years group. GnRH: Gonadotropin-releasing hormone.

## DISCUSSION

Young patients with HR-positive breast cancer were treated with tamoxifen and ovarian suppression with a GnRH agonist after surgery and had a greater advantage in DFS than patients from a previous period[17]. Since the young patients with HR-positive/HER2-negative breast cancer with NAC were treated with tamoxifen and GnRH agonist, our study demonstrates that oncologic outcomes of HR-positive/HER2-negative breast cancer patients equal to or younger than 35 years of age have improved overall with time.

The pCR rate and proliferation index decreased more in HR-positive tumors than in other breast cancer subtypes. For HR-positive tumors, the pCR rate was low and unrelated to survival in a previous neoadjuvant study[18-20]. Therefore, neoadjuvant trials could not determine the oncological efficacy in HR-positive tumors because of the low pCR rate and the absence of any relationship with survival. Understanding the effect on the frequency of recurrence would help clinicians make decisions regarding additional treatment options for patients receiving neoadjuvant treatment for ER-

**Table 2 Patient characteristics according to gonadotropin-releasing hormone agonist treatment in equal to or younger than 35 years patients**

Variable	GnRH agonist (n = 30), n (%)	No. of GnRH agonist (n = 48), n (%)	P value
BMI			0.999
≤ 25	25 (83.33)	40 (83.33)	
> 25	5 (16.67)	8 (16.67)	
Clinical tumor stage			0.150
cT1	2 (6.67)	6 (12.50)	
cT2	13 (43.33)	23 (47.92)	
cT3	14 (46.67)	12 (25.00)	
cT4	1 (3.33)	7 (14.58)	
Clinical node stage			0.185
cN1	8 (26.67)	6 (12.50)	
cN2	12 (40.00)	28 (58.33)	
cN3	10 (33.33)	14 (29.17)	
Pathologic tumor stage			0.706
ypT0-is	7 (23.33)	8 (16.67)	
ypT1	8 (26.67)	15 (31.25)	
ypT2	8 (26.67)	17 (35.42)	
ypT3	7 (23.33)	8 (16.67)	
ypT4	0 (0.00)	0 (0.00)	
Pathologic node stage			0.061
ypN0	9 (30.00)	16 (33.33)	
ypN1	10 (33.33)	20 (41.67)	
ypN2	7 (23.33)	11 (22.92)	
ypN3	4 (13.33)	1 (2.08)	
Lymphovascular invasion			0.754
Present	13 (43.33)	25 (52.08)	
Absent	14 (46.67)	18 (37.50)	
Unknown	3 (10.00)	5 (10.42)	
Surgery			0.472
Breast conserving	15 (50.00)	28 (58.33)	
Mastectomy	15 (50.00)	20 (41.67)	
Nuclear grade			0.984
Low	4 (13.33)	7 (14.58)	
Intermediate	13 (43.33)	19 (39.58)	
High	10 (33.33)	17 (35.42)	
Unknown	3 (10.00)	5 (10.42)	
Radiation therapy			0.555
Yes	28 (93.33)	47 (97.92)	
No	2 (6.67)	1 (2.08)	

GnRH: Gonadotropin-releasing hormone; BMI: Body mass index.

positive breast cancer. The persistence of amenorrhea may help prevent relapses. This study demonstrated that young patients with breast cancer treated with GnRH agonists exhibited improved oncological outcomes.

For the SOFT trial, even though there was no statistical significance in treating with an additional GnRH agonist in the first report from this trial, patients aged 35 years or younger exhibited improved survival with this treatment than with tamoxifen. The benefits of tamoxifen combined with a GnRH agonist versus tamoxifen alone were apparent at the highest composite risk. Moreover, the SOFT cohort included more young patients with less lymph node involvement and smaller tumors than the TEXT cohort. Despite these differences, the patients who received chemotherapy exhibited better oncological outcomes than those who received chemotherapy in the SOFT trial. The TEXT subjects were concurrently administered adjuvant ovarian suppression using a GnRH agonist[21]. Early start and persistence of amenorrhea with active endocrine treatment may be important in HR-positive/HER2-negative younger breast cancer patients receiving NAC. Evidence has demonstrated that complete ovarian suppression treatment improves oncological outcomes in younger HR-positive/HER2-negative breast cancer patients.

Advancements in oncological outcomes were found to be statistically significant for HR-positive/HER2-negative patients in the younger age group, which may be related to the greater use of tamoxifen and the introduction of GnRH agonists[17,22]. Administering GnRH agonists to young patients with breast cancer and NAC had the effect of prolongs amenorrhea during chemotherapy[23]. Treating with GnRH agonists can safely be considered in young women with breast cancer in terms of oncological outcomes[24]. The recent initiation of GnRH agonist treatment may be the main reason for the improved survival of younger patients with breast cancer.

This study had several limitations. First, only HR-positive/HER2-negative breast cancer treated with NAC were included. Therefore, a small sample size was used for this study. Second, this retrospective study was limited to two comprehensive cancer institutions. Despite these limitations, this study is valuable, because many young patients with breast cancer have the HR-positive/HER2-negative subtype. This type of NAC is associated with a low pCR rate. In addition, many young women with breast cancer struggle with the competing interests of optimizing personal survival and maintaining ovarian function[25]. GnRH agonists are effective in preserving ovarian function and may have oncologic efficacy against breast cancer.

## CONCLUSION

Administration of GnRH agonists might improve the DFS outcome of HR-positive/HER2-negative breast cancer patients who are 35 years or younger with NAC. Therefore, HR-positive/HER2-negative breast cancer patients and those younger than 35 with NAC are encouraged to be treated with GnRH agonist.

## ARTICLE HIGHLIGHTS

### Research background

There are many younger breast cancer patients in Korea than in the West, and they are known to have a poor prognosis.

### Research motivation

To improve the prognosis of hormone receptor (HR) positive young breast cancer patients.

### Research objectives

To investigate the efficacy of gonadotropin-releasing hormone (GnRH) agonist treatment in HR positive young breast cancer patients.

### Research methods

We analyzed the characteristics and oncology outcomes between the equal-to-or-younger-than-35-years group ( $n = 78$ ) and the older-than-35-years group ( $n = 353$ ).

### Research results

GnRH agonist was more significantly used in patients younger than 35 years old than in patients older than 35 years (52.4% *vs* 11.2%,  $P < 0.001$ ).

### Research conclusions

The GnRH agonists might improve the disease free survival outcome of HR-positive/HER2-negative breast cancer patients.

### Research perspectives

Administration of GnRH agonist with anti-hormonal therapy is helpful in young breast cancer patients.

## FOOTNOTES

**Author contributions:** Choi HJ is the first author, planned and wrote this manuscript; all played a role in the data organization and modulation of this article; Kim HY planned, revised, edited and submitted this article.

**Institutional review board statement:** This study was approved by the Institutional Review Board of the Samsung Medical Center, Seoul, Korea (IRB file No. 2017-12-118-002). To protect personal information, patient records and information were anonymized and identities were removed prior to analysis.

**Informed consent statement:** Patients were not required to give informed consent to the study because the analysis used anonymous clinical data that were obtained after each patient agreed to treatment by written consent.

**Conflict-of-interest statement:** The authors have no conflicts of interest to declare.

**Data sharing statement:** Dataset available from the corresponding author at [isepa102@naver.com](mailto:isepa102@naver.com).

**Open-Access:** This article is an open-access article that was selected by an in-house editor and fully peer-reviewed by external reviewers. It is distributed in accordance with the Creative Commons Attribution NonCommercial (CC BY-NC 4.0) license, which permits others to distribute, remix, adapt, build upon this work non-commercially, and license their derivative works on different terms, provided the original work is properly cited and the use is non-commercial. See: <https://creativecommons.org/licenses/by-nc/4.0/>

**Country/Territory of origin:** South Korea

**ORCID number:** Chang Shin Jung 0000-0002-2945-4191; Youn Joo Jung 0000-0002-9647-8556; Hyun Yul Kim 0000-0001-7717-7734.

**S-Editor:** Yan JP

**L-Editor:** A

**P-Editor:** Yan JP

## REFERENCES

- 1 Chung M, Chang HR, Bland KI, Wanebo HJ. Younger women with breast carcinoma have a poorer prognosis than older women. *Cancer* 1996; **77**: 97-103 [PMID: 8630946 DOI: 10.1002/(SICI)1097-0142(19960101)77:1<97::AID-CNCR16>3.0.CO;2-3]
- 2 Winchester DP. Breast cancer in young women. *Surg Clin North Am* 1996; **76**: 279-287 [PMID: 8610264 DOI: 10.1016/s0039-6109(05)70439-4]
- 3 Chen HL, Zhou MQ, Tian W, Meng KX, He HF. Effect of Age on Breast Cancer Patient Prognoses: A Population-Based Study Using the SEER 18 Database. *PLoS One* 2016; **11**: e0165409 [PMID: 27798652 DOI: 10.1371/journal.pone.0165409]
- 4 Sivasubramaniam PG, Zhang BL, Zhang Q, Smith JS, Zhang B, Tang ZH, Chen GJ, Xie XM, Xu XZ, Yang HJ, He JJ, Li H, Li JY, Fan JH, Qiao YL. Breast Cancer Disparities: A Multicenter Comparison of Tumor Diagnosis, Characteristics, and Surgical Treatment in China and the U.S. *Oncologist* 2015; **20**: 1044-1050 [PMID: 26240131 DOI: 10.1634/theoncologist.2014-0290]
- 5 Wang K, Ren Y, Li H, Zheng K, Jiang J, Zou T, Ma B, Liu Q, Ou J, Wang L, Wei W, He J, Ren G. Comparison of Clinicopathological Features and Treatments between Young ( $\leq 40$  Years) and Older ( $> 40$  Years) Female Breast Cancer Patients in West China: A Retrospective, Epidemiological, Multicenter, Case Only Study. *PLoS One* 2016; **11**: e0152312 [PMID: 27031236 DOI: 10.1371/journal.pone.0152312]
- 6 Lee HB, Han W. Unique features of young age breast cancer and its management. *J Breast Cancer* 2014; **17**: 301-307 [PMID: 25548576 DOI: 10.4048/jbc.2014.17.4.301]
- 7 Anders CK, Hsu DS, Broadwater G, Acharya CR, Foekens JA, Zhang Y, Wang Y, Marcom PK, Marks JR, Febbo PG, Nevins JR, Potti A, Blackwell KL. Young age at diagnosis correlates with worse prognosis and defines a subset of breast cancers with shared patterns of gene expression. *J Clin Oncol* 2008; **26**: 3324-3330 [PMID: 18612148 DOI: 10.1200/JCO.2007.14.2471]
- 8 Gogia A, Raina V, Deo SV, Shukla NK, Mohanti BK, Sharma DN. Inflammatory breast cancer: a single centre analysis. *Asian Pac J Cancer Prev* 2014; **15**: 3207-3210 [PMID: 24815472 DOI: 10.7314/apjcp.2014.15.7.3207]
- 9 Aalders KC, Postma EL, Strobbe LJ, van der Heiden-van der Loo M, Sonke GS, Boersma LJ, van Diest PJ, Siesling S, van Dalen T. Contemporary Locoregional Recurrence Rates in Young Patients With Early-Stage Breast Cancer. *J Clin Oncol* 2016; **34**: 2107-2114 [PMID: 26976422 DOI: 10.1200/JCO.2015.64.3536]
- 10 Azim HA Jr, Partridge AH. Biology of breast cancer in young women. *Breast Cancer Res* 2014; **16**: 427 [PMID: 25436920 DOI: 10.1186/s13058-014-0427-5]
- 11 Aebi S, Gelber S, Castiglione-Gertsch M, Gelber RD, Collins J, Thürlimann B, Rudenstam CM, Lindtner J, Crivellari D, Cortes-Funes H, Simoncini E, Werner ID, Coates AS, Goldhirsch A. Is chemotherapy alone adequate for young women with oestrogen-receptor-positive breast cancer? *Lancet* 2000; **355**: 1869-1874 [PMID: 10866443 DOI: 10.1016/s0140-6736(00)02292-3]
- 12 Goldhirsch A, Gelber RD, Yothers G, Gray RJ, Green S, Bryant J, Gelber S, Castiglione-Gertsch M, Coates AS. Adjuvant therapy for very young women with breast cancer: need for tailored treatments. *J Natl Cancer Inst Monogr* 2001; **44**: 51 [PMID: 11773291 DOI: 10.1093/oxfordjournals.jncimonographs.a003459]
- 13 Francis PA, Regan MM, Fleming GF, Láng I, Ciruelos E, Bellet M, Bonnefoi HR, Climent MA, Da Prada GA, Burstein HJ, Martino S, Davidson NE, Geyer CE Jr, Walley BA, Coleman R, Kerbrat P, Buchholz S, Ingle JN, Winer EP, Rabaglio-Poretti M, Maibach R, Ruepp B, Giobbie-Hurder A, Price KN, Colleoni M, Viale G, Coates AS, Goldhirsch A, Gelber RD; SOFT Investigators; International Breast Cancer Study Group. Adjuvant ovarian suppression in premenopausal breast cancer. *N Engl J Med* 2015; **372**: 436-446 [PMID: 25495490 DOI: 10.1056/NEJMoa1412379]
- 14 Regan MM, Francis PA, Pagani O, Fleming GF, Walley BA, Viale G, Colleoni M, Láng I, Gómez HL, Tondini C, Pinotti G, Price KN, Coates

- AS, Goldhirsch A, Gelber RD. Absolute Benefit of Adjuvant Endocrine Therapies for Premenopausal Women With Hormone Receptor-Positive, Human Epidermal Growth Factor Receptor 2-Negative Early Breast Cancer: TEXT and SOFT Trials. *J Clin Oncol* 2016; **34**: 2221-2231 [PMID: 27044936 DOI: 10.1200/JCO.2015.64.3171]
- 15 **Pagani O**, Regan MM, Walley BA, Fleming GF, Colleoni M, Láng I, Gomez HL, Tondini C, Burstein HJ, Perez EA, Ciruelos E, Stearns V, Bonnefoi HR, Martino S, Geyer CE Jr, Pinotti G, Puglisi F, Crivellari D, Ruhstaller T, Winer EP, Rabaglio-Poretti M, Maibach R, Ruepp B, Giobbie-Hurder A, Price KN, Bernhard J, Luo W, Ribí K, Viale G, Coates AS, Gelber RD, Goldhirsch A, Francis PA; TEXT and SOFT Investigators; International Breast Cancer Study Group. Adjuvant exemestane with ovarian suppression in premenopausal breast cancer. *N Engl J Med* 2014; **371**: 107-118 [PMID: 24881463 DOI: 10.1056/NEJMoa1404037]
  - 16 **Saha P**, Regan MM, Pagani O, Francis PA, Walley BA, Ribí K, Bernhard J, Luo W, Gómez HL, Burstein HJ, Parmar V, Torres R, Stewart J, Bellet M, Perelló A, Dane F, Moreira A, Vorobiof D, Nottage M, Price KN, Coates AS, Goldhirsch A, Gelber RD, Colleoni M, Fleming GF; SOFT; TEXT Investigators; International Breast Cancer Study Group. Treatment Efficacy, Adherence, and Quality of Life Among Women Younger Than 35 Years in the International Breast Cancer Study Group TEXT and SOFT Adjuvant Endocrine Therapy Trials. *J Clin Oncol* 2017; **35**: 3113-3122 [PMID: 28654365 DOI: 10.1200/JCO.2016.72.0946]
  - 17 **Yoon TI**, Hwang UK, Kim ET, Lee S, Sohn G, Ko BS, Lee JW, Son BH, Kim S, Ahn SH, Kim HJ. Survival improvement in hormone-responsive young breast cancer patients with endocrine therapy. *Breast Cancer Res Treat* 2017; **165**: 311-320 [PMID: 28601930 DOI: 10.1007/s10549-017-4331-4]
  - 18 **von Minckwitz G**, Untch M, Blohmer JU, Costa SD, Eidtmann H, Fasching PA, Gerber B, Eiermann W, Hilfrich J, Huober J, Jackisch C, Kaufmann M, Konecny GE, Denkert C, Nekljudova V, Mehta K, Loibl S. Definition and impact of pathologic complete response on prognosis after neoadjuvant chemotherapy in various intrinsic breast cancer subtypes. *J Clin Oncol* 2012; **30**: 1796-1804 [PMID: 22508812 DOI: 10.1200/JCO.2011.38.8595]
  - 19 **Villarreal-Garza C**, Bargallo-Rocha JE, Soto-Perez-de-Celis E, Lasa-Gonsebatt F, Arce-Salinas C, Lara-Medina F, Reynoso-Noverón N, Matus-Santos J, Cabrera P, Alvarado-Miranda A, Mohar A. Real-world outcomes in young women with breast cancer treated with neoadjuvant chemotherapy. *Breast Cancer Res Treat* 2016; **157**: 385-394 [PMID: 27189008 DOI: 10.1007/s10549-016-3811-2]
  - 20 **Loibl S**, Jackisch C, Lederer B, Untch M, Paepke S, Kümmel S, Schneeweiss A, Huober J, Hilfrich J, Hanusch C, Gerber B, Eidtmann H, Denkert C, Costa SD, Blohmer JU, Nekljudova V, Mehta K, von Minckwitz G. Outcome after neoadjuvant chemotherapy in young breast cancer patients: a pooled analysis of individual patient data from eight prospectively randomized controlled trials. *Breast Cancer Res Treat* 2015; **152**: 377-387 [PMID: 26109347 DOI: 10.1007/s10549-015-3479-z]
  - 21 **Regan MM**, Pagani O, Fleming GF, Walley BA, Price KN, Rabaglio M, Maibach R, Ruepp B, Coates AS, Goldhirsch A, Colleoni M, Gelber RD, Francis PA; International Breast Cancer Study; GroupSOFT and TEXT Investigators. Adjuvant treatment of premenopausal women with endocrine-responsive early breast cancer: design of the TEXT and SOFT trials. *Breast* 2013; **22**: 1094-1100 [PMID: 24095609 DOI: 10.1016/j.breast.2013.08.009]
  - 22 **Kim I**, Ryu JM, Paik HJ, Park S, Bae SY, Lee SK, Yu J, Kim SW, Nam SJ, Lee JE. Fertility Rates in Young Korean Breast Cancer Patients Treated with Gonadotropin-Releasing Hormone and Chemotherapy. *J Breast Cancer* 2017; **20**: 91-97 [PMID: 28382099 DOI: 10.4048/jbc.2017.20.1.91]
  - 23 **Kim HJ**, Yoon TI, Chae HD, Kim JE, Chae EY, Yu JH, Sohn G, Ko BS, Lee JW, Son BH, Ahn SH. Concurrent Gonadotropin-Releasing Hormone Agonist Administration with Chemotherapy Improves Neoadjuvant Chemotherapy Responses in Young Premenopausal Breast Cancer Patients. *J Breast Cancer* 2015; **18**: 365-370 [PMID: 26770243 DOI: 10.4048/jbc.2015.18.4.365]
  - 24 **Kim J**, Kim M, Lee JH, Lee H, Lee SK, Bae SY, Jun SY, Kil WH, Lee JE, Kim SW, Nam SJ. Ovarian function preservation with GnRH agonist in young breast cancer patients: does it impede the effect of adjuvant chemotherapy? *Breast* 2014; **23**: 670-675 [PMID: 25088482 DOI: 10.1016/j.breast.2014.07.005]
  - 25 **Partridge AH**. Fertility preservation: a vital survivorship issue for young women with breast cancer. *J Clin Oncol* 2008; **26**: 2612-2613 [PMID: 18509170 DOI: 10.1200/JCO.2008.16.1976]





Published by **Baishideng Publishing Group Inc**  
7041 Koll Center Parkway, Suite 160, Pleasanton, CA 94566, USA

**Telephone:** +1-925-3991568

**E-mail:** [bpgoffice@wjgnet.com](mailto:bpgoffice@wjgnet.com)

**Help Desk:** <https://www.f6publishing.com/helpdesk>

<https://www.wjgnet.com>

