

Match Overview

1	Crossref 61 words K. D. Hong, J. Kim, W. Ji, S. D. Wexner. "Adult intussusception: a systematic review and meta-analysis", Techniques i	2%
2	Internet 48 words crawled on 20-May-2019 link.springer.com	2%
3	Internet 27 words crawled on 02-Jan-2020 publishing.rcseng.ac.uk	1%
4	Internet 22 words crawled on 15-Dec-2019 bmcsurg.biomedcentral.com	1%
5	Crossref 19 words Athanasios Marinis, Anneza Yiallourou, Lazaros Samanidis, Nikolaos Dafnios et al. "Intussusception of the bowel in a	1%
6	Crossref 17 words Priscilla Marsicovetere, S. Ivatury, Brent White, Stefan H. Ubar. "Intestinal Intussusception: Etiology, Diagnosis, and T	1%
7	Internet 15 words crawled on 02-Mar-2021 www.thieme-connect.de	1%
8	Crossref 15 words Young H. Kim, Michael A. Blake, Mukesh G. Harisinghani, Krystal Archer-Arroyo et al. "Adult Intestinal Intussuscepti...	1%

Name of Journal: *World Journal of Methodology*

Manuscript NO: 62759

Manuscript Type: MINIREVIEWS

Bowel intussusception in adult: Prevalence, diagnostic tools and therapy

Rationale in adult intussusception

Abstract

Intussusception is defined as invagination of one segment of the bowel into an immediately adjacent segment. The intussusceptum refers to the proximal segment that invaginates into the distal segment, or the intussusciens (recipient segment). Intussusception, more common occur in the small bowel and rarely involve only the large bowel. In direct contrast to pediatric etiologies, adult intussusception is associated with an identifiable cause in almost all the symptomatic cases while the idiopathic causes are extremely rare. As there are many common causes of acute abdomen, intussusception should be considered when more frequent etiologies have been ruled



ALL

IMAGES

VIDEOS

3,840,000 Results

Any time ▾

Adult intussusception: a retrospective review

<https://pubmed.ncbi.nlm.nih.gov/16990978>

There were 14 enteric, 2 ileocolic, and 6 colonic **intussusceptions**. Eighty-six percent of **adult intussusception** was associated with a definable **lesion**. Twenty-nine percent of **enteric lesions** were malignant. All ileocolic **lesions** were malignant. Of colonic **lesions**, 33 percent were malignant and 67 percent were benign.

Cited by: 233

Author: Ahmad Zubaidi, Faisal Al-Saif, Richard Silve...

Publish Year: 2006

Transient small bowel intussusception in an adult: case ...

<https://bmcsurg.biomedcentral.com/articles/10.1186/s12893-015-0020-6> ▾

Apr 03, 2015 · **Intussusception** is a rare form of **bowel obstruction** in **adults**, which is defined as the telescoping of a proximal segment of the gastrointestinal tract, into the lumen of the adjacent distal segment [3]. The overall incidence of **intussusception** in **adults** is around 2–3 cases per 1,000,000 of the general population annually [4].

Cited by: 11

Author: Hager Aref, Abrar Nawawi, Abdulmalik Alta...

Publish Year: 2015

PEOPLE ALSO ASK

Is small bowel intussusception idiopathic?



What are the symptoms of intussusception in adults?



What is small bowel intusssuception?



ALLIMAGESVIDEOSMAPSNEWSSHOPPING

4,190,000 ResultsAny time▼Open links in new tab

Intussusception | NIDDK

<https://www.niddk.nih.gov/.../anatomic-problems-lower-gi-tract/intussusception> ▼

In **adults**, doctors can find the cause of **intussusception** in about 90 percent of cases. 12 Causes of **intussusception in adults** include abnormal growths in the intestines, such as benign and cancerous tumors and polyps abdominal adhesions that form after surgery diseases such as cystic fibrosis, celiac disease, and Crohn’s disease

Adult intussusception: a retrospective review

<https://pubmed.ncbi.nlm.nih.gov/16990978>

There were 14 enteric, 2 ileocolic, and 6 colonic **intussusceptions**. Eighty-six percent of **adult intussusception** was associated with a definable **lesion**. Twenty-nine percent of **enteric lesions** were malignant. All ileocolic **lesions** were malignant. Of colonic **lesions**, 33 percent were malignant and 67 percent were benign.

Cited by: 232 **Author:** Ahmad Zubaidi, Faisal Al-Saif, Richard Silve...
Publish Year: 2006

Intussusception - Diagnosis and treatment - Mayo Clinic

<https://www.mayoclinic.org/diseases-conditions/...> ▼

Diagnosis	Treatment	Preparing For Your Appointment
Your or your child's doctor will start by getting a history of the symptoms of the problem. He or she may be able to feel a sausage-shaped lump in the abdomen. To confirm the diagnosis, your doctor may order: 1. Ultrasound or other abdominal imaging. An ultrasound, X-ray or computerized tomography (CT) scan may reveal intestinal obstruction caused by intussusception. Imaging will typically show a \"bull's-eye,\" representing the intestine coiled within the intestine. Abdominal imaging also can...		
See more on mayoclinic.org		

PEOPLE ALSO ASK





Is small bowel intussusception idiopathic? ▼

What is intussusception in adults? ▼

Intussusception

Medical Condition

Intestinal obstruction that results when a part of the intestine folds into a section next to it.

-  Rare (Fewer than 200,000 cases per year in US)
-  Requires lab test or imaging
-  Treatment from medical professional advised
-  Can last several weeks or months

More common in children, the cause is unknown. Sometimes, it could be a result of an abnormal growth in the intestines, e.g. a tumor. The symptoms include stool mixed with mucus, vomiting, diarrhea, fever, a lump in the abdomen. If diagnosed early, it can be treated through a minor procedure. In adults, surgery may be necessary.

Symptoms

The symptoms are as a result of intestinal obstruction. They include:

- Loud crying with their knees pulled up to chest due to abdominal pain, in infants
- Nausea and vomiting
- Rectal bleeding
- Production of 'red currant jelly stool'
- Lethargy
- Sausage- shaped mass in the abdomen upon palpation

Treatments

This is a medical emergency. Avoid using over-the-counter medication to treat the symptoms without diagnosis. Once the signs have been observed, seek immediate medical assistance, do not feed or eat in the meanwhile. Treatment involves to clear the obstruction or remove the affected section of the intestines.

Medical procedures: Barium enema · General surgery