



Extensive abdominal lymphangiomatosis involving the small bowel mesentery X

[Все](#) [Картинки](#) [Новости](#) [Покупки](#) [Карты](#) [Ещё](#) [Инструменты](#)

Результатов: примерно 16 300 (0,63 сек.)

<https://www.researchgate.net> > ... - Перевести эту страницу

(PDF) Lymphangioma of the small bowel mesentery: A case ...

Lymphangioma of the **small bowel mesentery**: A **case report** and **review** of the **literature**. November 2012; World Journal of Gastroenterology 18(43):6328-32 ... a 2-year-and-9-mo-old boy who presented with rapid **abdominal** distension and vomiting. ... [4] The differential diagnosis of an intra-**abdominal** cystic mass **involves** ...

<https://pubmed.ncbi.nlm.nih.gov> > ... - Перевести эту страницу

Lymphangioma of the small bowel mesentery: a ... - PubMed

автор: W Suthiwartnarueput · 2012 · Цитируется: 70 — **Lymphangioma** of the **small-bowel mesentery** is rare, having been reported for ... **Lymphangioma** of the **small bowel mesentery**: a **case report** and **review** of the **literature**. World J Gastroenterol. 2012 Nov 21;18(43):6328-32. doi: 10.3748/wjg.v18.i43.6328. ... In a 2-year-and-9-mo-old boy who presented with rapid **abdominal** ...

Не найдено: Extensive | Запрос должен включать: Extensive

<https://www.ncbi.nlm.nih.gov> > ... - Перевести эту страницу

Abdominal Kaposiform Hemangioendothelioma Associated With ...

<https://www.ncbi.nlm.nih.gov/pubmed/26871848>

The patient underwent resection of the **abdominal** mass and a segment of the ileum invaded by the **abdominal** mass. KH arising within **lymphangiomatosis involving mesentery** and ileum was confirmed by pathology. After surgery, the patient's symptoms improved. This is the first **case** of KH associated with **lymphangiomatosis involving mesentery** and ileum.

Cited by: 5

Author: Aisheng Dong, Ling Zhang, Yang Wang, Tia...

Publish Year: 2016

A rare case of massive adult mesenteric lymphangiomatosis ...

<https://www.peertechzpublications.com/articles/JSSR-6-193.php> •

Histopathology **report** was a surprise "Cavernous lymphangioma of the **mesentery** and involving **bowel**" (Figure 3). Post operatively patient was in ICU for one day and thereafter was shifted and discharged from ward after 8 days without any significant post-op period. Discussion. Lymphangioma or **lymphangiomatosis** mostly involve the skin, the ...

Author: Ashish Vora

Publish Year: 2020

Search Tools

Turn off Hover Translation (关闭取词)

People also ask


Where does lymphangiomatosis occur in the abdomen? ▾

What are the symptoms of lymphangiomatosis in the kidneys? ▾

26-Jul-2021 12:16AM

1981 words • 5 matches • 4 sources

FAQ

iThenticate®

69341-crosscheck.docx

Quotients Excluded
Bibliography Excluded
4%
30/04/2021

Name of Journal: *World Journal of Clinical Cases*

Manuscript NO: 69341

Manuscript Type: CASE REPORT

Extensive abdominal lymphangiomatosis involving the small bowel mesentery: A case report

Alhasan AS *et al.* Lymphangiomatosis involving the small bowel mesentery

Ayman S Alhasan, Tareef S Daqqaq

Received: June 26, 2021

Revised: July 16, 2021

Accepted:

Match Overview

1

Crossref 37 words
Johan P Lock, Stanislaus Roemer, Sebastian Pietryga, Rafael Jakubietz et al. "Managing esophagocutaneous fistula after ..."

2%

2

Internet 17 words
crawled on 29-May-2019
qims.amegroups.com

1%

3


Internet 15 words
crawled on 07-Jan-2018
www.eurorad.org

1%




4


Crossref 13 words
"Clinical Vignettes", The American Journal of Gastroenterolog
y, 102(2019)

1%



PAGE: 1 OF 8

 Text-Only Report

国内版

国际版

Extensive abdominal lymphangiomatosis involving the small bowe



ALL

IMAGES

VIDEOS

14,800 Results

Any time ▾

[Abdominal Kaposiform Hemangioendothelioma Associated ...](#)

<https://www.ncbi.nlm.nih.gov/pubmed/26871848>

The patient underwent resection of the abdominal mass and a segment of the ileum invaded by the abdominal mass. KH arising within lymphangiomatosis involving mesentery and ileum was confirmed by pathology. After surgery, the patient's symptoms improved. This is the first case of KH associated with lymphangiomatosis involving mesentery and ileum.

Cited by: 5

Author: Aisheng Dong, Ling Zhang, Yang Wang, ...

Publish Year: 2016

[A rare case of massive adult mesenteric lymphangiomatosis ...](#)

<https://www.peertechzpublications.com/articles/JSSR-6-193.php> ▾

Histopathology report was a surprise "Cavernous lymphangioma of the mesentery and involving bowel" (Figure 3). Post operatively patient was in ICU for one day and thereafter was shifted and discharged from ward after 8 days without any significant post-op period. Discussion. Lymphangioma or lymphangiomatosis mostly involve the skin, the ...

Author: Ashish Vora

Publish Year: 2020

PEOPLE ALSO ASK

Where does lymphangiomatosis occur in the abdomen? ▾

What are the symptoms of lymphangiomatosis in the kidneys? ▾

Is there a link between Gorham's disease and lymphangiomatosis? ▾

Where does lymphangiomatosis take fat soluble vitamins? ▾

[Feedback](#)

[Mesenteric lymphangiomatosis in children: a distinct ...](#)

<https://link.springer.com/article/10.1007/BF00173362> ▾

Abstract. Cystic lymphangiomas occurring within the abdomen are usually classified together with mesenteric cysts. However, they differ by location, histology, and potential for recurrence and should be considered as a separate clinical entity. The present article describes two cases of extensive