

World Journal of *Clinical Cases*

World J Clin Cases 2022 February 6; 10(4): 1140-1456



Contents

Thrice Monthly Volume 10 Number 4 February 6, 2022

REVIEW

- 1140 COVID-19: Gastrointestinal manifestations, liver injury and recommendations
Ozkurt Z, Çınar Tanrıverdi E

ORIGINAL ARTICLE

Retrospective Study

- 1164 Continuous intravenous infusion of recombinant human endostatin using infusion pump plus chemotherapy in non-small cell lung cancer
Qin ZQ, Yang SF, Chen Y, Hong CJ, Zhao TW, Yuan GR, Yang L, Gao L, Wang X, Lu LQ
- 1172 Sequential sagittal alignment changes in the cervical spine after occipitocervical fusion
Zhu C, Wang LN, Chen TY, Mao LL, Yang X, Feng GJ, Liu LM, Song YM
- 1182 Importance of the creation of a short musculofascial tunnel in peritoneal dialysis catheter placement
Lee CY, Tsai MK, Chen YT, Zhan YJ, Wang ML, Chen CC
- 1190 Clinical effect of methimazole combined with selenium in the treatment of toxic diffuse goiter in children
Zhang XH, Yuan GP, Chen TL
- 1198 Clinical study on the minimally invasive percutaneous nephrolithotomy treatment of upper urinary calculi
Xu XJ, Zhang J, Li M, Hou JQ

Observational Study

- 1206 Comparison of diagnostic validity of two autism rating scales for suspected autism in a large Chinese sample
Chu JH, Bian F, Yan RY, Li YL, Cui YH, Li Y
- 1217 Doctor-led intensive diet education on health-related quality of life in patients with chronic renal failure and hyperphosphatemia
Feng XD, Xie X, He R, Li F, Tang GZ

SYSTEMATIC REVIEWS

- 1226 What are the self-management experiences of the elderly with diabetes? A systematic review of qualitative research
Li TJ, Zhou J, Ma JJ, Luo HY, Ye XM

META-ANALYSIS

- 1242 Comparison of the clinical performance of i-gel and Ambu laryngeal masks in anaesthetised paediatric patients: A meta-analysis
Bao D, Yu Y, Xiong W, Wang YX, Liang Y, Li L, Liu B, Jin X

CASE REPORT

- 1255** Autogenous iliotibial band enhancement combined with tendon lengthening plasty to treat patella baja: A case report
Tang DZ, Liu Q, Pan JK, Chen YM, Zhu WH
- 1263** Sintilimab-induced autoimmune diabetes: A case report and review of the literature
Yang J, Wang Y, Tong XM
- 1278** Unicentric Castleman disease was misdiagnosed as pancreatic mass: A case report
Zhai HY, Zhu XY, Zhou GM, Zhu L, Guo DD, Zhang H
- 1286** Iguratimod in treatment of primary Sjögren's syndrome concomitant with autoimmune hemolytic anemia: A case report
Zhang J, Wang X, Tian JJ, Zhu R, Duo RX, Huang YC, Shen HL
- 1291** Primary central nervous system lymphoma presenting as a single choroidal lesion mimicking metastasis: A case report
Jang HR, Lim KH, Lee K
- 1296** Surgical treatment of acute cholecystitis in patients with confirmed COVID-19: Ten case reports and review of literature
Bozada-Gutiérrez K, Trejo-Avila M, Chávez-Hernández F, Parraguirre-Martínez S, Valenzuela-Salazar C, Herrera-Esquivel J, Moreno-Portillo M
- 1311** Hydrogen inhalation promotes recovery of a patient in persistent vegetative state from intracerebral hemorrhage: A case report and literature review
Huang Y, Xiao FM, Tang WJ, Qiao J, Wei HF, Xie YY, Wei YZ
- 1320** Ultrasound-guided needle release plus corticosteroid injection of superficial radial nerve: A case report
Zeng Z, Chen CX
- 1326** Inverted Y ureteral duplication with an ectopic ureter and multiple urinary calculi: A case report
Ye WX, Ren LG, Chen L
- 1333** Multiple miscarriages in a female patient with two-chambered heart and situs inversus totalis: A case report
Duan HZ, Liu JJ, Zhang XJ, Zhang J, Yu AY
- 1341** Chidamide combined with traditional chemotherapy for primary cutaneous aggressive epidermotropic CD8+ cytotoxic T-cell lymphoma: A case report
He ZD, Yang HY, Zhou SS, Wang M, Mo QL, Huang FX, Peng ZG
- 1349** Fatal rhabdomyolysis and disseminated intravascular coagulation after total knee arthroplasty under spinal anesthesia: A case report
Yun DH, Suk EH, Ju W, Seo EH, Kang H
- 1357** Left atrial appendage occlusion in a mirror-image dextrocardia: A case report and review of literature
Tian B, Ma C, Su JW, Luo J, Sun HX, Su J, Ning ZP

- 1366** Imaging presentation of biliary adenofibroma: A case report
Li SP, Wang P, Deng KX
- 1373** Multiple gouty tophi in the head and neck with normal serum uric acid: A case report and review of literatures
Song Y, Kang ZW, Liu Y
- 1381** Toxic epidermal necrolysis induced by ritodrine in pregnancy: A case report
Liu WY, Zhang JR, Xu XM, Ye TY
- 1388** Direct antiglobulin test-negative autoimmune hemolytic anemia in a patient with β -thalassemia minor during pregnancy: A case report
Zhou Y, Ding YL, Zhang LJ, Peng M, Huang J
- 1394** External penetrating laryngeal trauma caused by a metal fragment: A Case Report
Qiu ZH, Zeng J, Zuo Q, Liu ZQ
- 1401** Antegrade in situ laser fenestration of aortic stent graft during endovascular aortic repair: A case report
Wang ZW, Qiao ZT, Li MX, Bai HL, Liu YF, Bai T
- 1410** Hoffa's fracture in an adolescent treated with an innovative surgical procedure: A case report
Jiang ZX, Wang P, Ye SX, Xie XP, Wang CX, Wang Y
- 1417** Hemizygous deletion in the OTC gene results in ornithine transcarbamylase deficiency: A case report
Wang LP, Luo HZ, Song M, Yang ZZ, Yang F, Cao YT, Chen J
- 1423** Langerhans cell histiocytosis presenting as an isolated brain tumour: A case report
Liang HX, Yang YL, Zhang Q, Xie Z, Liu ET, Wang SX
- 1432** Inflammatory myofibroblastic tumor after breast prosthesis: A case report and literature review
Zhou P, Chen YH, Lu JH, Jin CC, Xu XH, Gong XH
- 1441** Eustachian tube involvement in a patient with relapsing polychondritis detected by magnetic resonance imaging: A case report
Yunaiyama D, Aoki A, Kobayashi H, Someya M, Okubo M, Saito K
- 1447** Endoscopic clipping for the secondary prophylaxis of bleeding gastric varices in a patient with cirrhosis: A case report
Yang GC, Mo YX, Zhang WH, Zhou LB, Huang XM, Cao LM

LETTER TO THE EDITOR

- 1454** Rituximab as a treatment for human immunodeficiency virus-associated nemaline myopathy: What does the literature have to tell us?
Gonçalves Júnior J, Shinjo SK

ABOUT COVER

Editorial Board Member of *World Journal of Clinical Cases*, Nicoleta-Monica Popa-Fotea, MD, PhD, Assistant Professor, Department of Cardio-thoracic, University of Medicine and Pharmacy, Bucharest 050474, Romania. nicoleta.popa-fotea@drd.umfcd.ro

AIMS AND SCOPE

The primary aim of *World Journal of Clinical Cases* (WJCC, *World J Clin Cases*) is to provide scholars and readers from various fields of clinical medicine with a platform to publish high-quality clinical research articles and communicate their research findings online.

WJCC mainly publishes articles reporting research results and findings obtained in the field of clinical medicine and covering a wide range of topics, including case control studies, retrospective cohort studies, retrospective studies, clinical trials studies, observational studies, prospective studies, randomized controlled trials, randomized clinical trials, systematic reviews, meta-analysis, and case reports.

INDEXING/ABSTRACTING

The WJCC is now indexed in Science Citation Index Expanded (also known as SciSearch®), Journal Citation Reports/Science Edition, Scopus, PubMed, and PubMed Central. The 2021 Edition of Journal Citation Reports® cites the 2020 impact factor (IF) for WJCC as 1.337; IF without journal self cites: 1.301; 5-year IF: 1.742; Journal Citation Indicator: 0.33; Ranking: 119 among 169 journals in medicine, general and internal; and Quartile category: Q3. The WJCC's CiteScore for 2020 is 0.8 and Scopus CiteScore rank 2020: General Medicine is 493/793.

RESPONSIBLE EDITORS FOR THIS ISSUE

Production Editor: Hua-Ge Yin, Production Department Director: Xu Guo, Editorial Office Director: Jin-Lei Wang.

NAME OF JOURNAL

World Journal of Clinical Cases

ISSN

ISSN 2307-8960 (online)

LAUNCH DATE

April 16, 2013

FREQUENCY

Thrice Monthly

EDITORS-IN-CHIEF

Bao-Gan Peng, Jerzy Tadeusz Chudek, George Kontogeorgos, Maurizio Serati, Ja Hyeon Ku

EDITORIAL BOARD MEMBERS

<https://www.wjgnet.com/2307-8960/editorialboard.htm>

PUBLICATION DATE

February 6, 2022

COPYRIGHT

© 2022 Baishideng Publishing Group Inc

INSTRUCTIONS TO AUTHORS

<https://www.wjgnet.com/bpg/gerinfo/204>

GUIDELINES FOR ETHICS DOCUMENTS

<https://www.wjgnet.com/bpg/GerInfo/287>

GUIDELINES FOR NON-NATIVE SPEAKERS OF ENGLISH

<https://www.wjgnet.com/bpg/gerinfo/240>

PUBLICATION ETHICS

<https://www.wjgnet.com/bpg/GerInfo/288>

PUBLICATION MISCONDUCT

<https://www.wjgnet.com/bpg/gerinfo/208>

ARTICLE PROCESSING CHARGE

<https://www.wjgnet.com/bpg/gerinfo/242>

STEPS FOR SUBMITTING MANUSCRIPTS

<https://www.wjgnet.com/bpg/GerInfo/239>

ONLINE SUBMISSION

<https://www.f6publishing.com>



Observational Study

Comparison of diagnostic validity of two autism rating scales for suspected autism in a large Chinese sample

Jia-Hui Chu, Fang Bian, Rui-Ying Yan, Yan-Lin Li, Yong-Hua Cui, Ying Li

ORCID number: Jia-Hui Chu 0000-0003-2928-2745; Fang Bian 0000-0003-3303-7275; Rui-Ying Yan 0000-0001-5161-5812; Yanlin Li 0000-0003-4138-3143; Yong-Hua Cui 0000-0002-8244-5884; Ying Li 0000-0003-4571-2637.

Author contributions: Li Y contributed to conceptualization; Chu JH contributed to draft writing; Li YL, Bian F and Yan RY contributed to data collection; Cui YH contributed to supervision; Cui YH and Li Y contributed equally to this study; all authors have read and agreed to the published version of the manuscript.

Institutional review board statement: Written informed consent will be obtained from the participant and/or their guardian before they were included in this study. The ethics committees of Capital Medical University and Beijing Children's Hospital authorized the protocols used in the present study. The Institutional Review Board (IRB) number is 2019-k-396.

Informed consent statement: Patients were not required to give informed consent to the study because the analysis used anonymous data that were obtained after each patient agreed to treatment by written consent.

Jia-Hui Chu, Fang Bian, Rui-Ying Yan, Yan-Lin Li, Yong-Hua Cui, Ying Li, Department of Psychiatry, Beijing Children's Hospital, Beijing 100045, China

Corresponding author: Ying Li, Doctor, PhD, Assistant Professor, Department of Psychiatry, Beijing Children's Hospital, No. 56 Nanlishi Road, Beijing 100045, China. liying@bch.com.cn

Abstract

BACKGROUND

Autism is the most common clinical developmental disorder in children. The childhood autism rating scale (CARS) and autistic autism behavior checklist (ABC) are the most commonly used assessment scales for diagnosing autism. However, the diagnostic validations and the corresponding cutoffs for CARS and ABC in individuals with suspected autism spectrum disorder (ASD) remain unclear. Furthermore, for suspected ASD in China, it remains unclear whether CARS is a better diagnostic tool than ABC. Also unclear is whether the current cutoff points for ABC and CARS are suitable for the accurate diagnosis of ASD.

AIM

To investigate the diagnostic validity of CARS and ABC based on a large Chinese sample.

METHODS

A total of 591 outpatient children from the ASD Unit at Beijing Children's Hospital between June and November 2019 were identified. First, the Clancy autism behavior scale (CABS) was used to screen out suspected autism from these children. Then, each suspected ASD was evaluated by CARS and ABC. Receiver operating characteristic (ROC) curve analysis was used to compare diagnostic validations. We also calculated the area under the curve (AUC) for both CARS and ABC.

RESULTS

We found that the Cronbach alpha coefficients of CARS and ABC were 0.772 and 0.426, respectively. Therefore, the reliability of the CARS was higher than that of the ABC. In addition, we found that the correlation between CARS and CABS was 0.732. Next, we performed ROC curve analysis for CARS and ABC, which yielded AUC values of 0.846 and 0.768, respectively. The cutoff value, which is associated with the maximum Youden index, is usually applied as a decision threshold. We found that the cutoff values of CARS and ABC were 34 and 67, respectively.

Conflict-of-interest statement: All of the authors declare that they have no competing interests.

Data sharing statement: No additional data are available in the manuscript. Data can be available from the corresponding author on request.

STROBE statement: The authors have read the STROBE Statement—checklist of items, and the manuscript was prepared and revised according to the STROBE Statement—checklist of items.

Country/Territory of origin: China

Specialty type: Psychiatry

Provenance and peer review: Unsolicited article; Externally peer reviewed.

Peer-review model: Single blind

Peer-review report's scientific quality classification

Grade A (Excellent): 0
Grade B (Very good): 0
Grade C (Good): 0
Grade D (Fair): 0
Grade E (Poor): 0

Open-Access: This article is an open-access article that was selected by an in-house editor and fully peer-reviewed by external reviewers. It is distributed in accordance with the Creative Commons Attribution NonCommercial (CC BY-NC 4.0) license, which permits others to distribute, remix, adapt, build upon this work non-commercially, and license their derivative works on different terms, provided the original work is properly cited and the use is non-commercial. See: <http://creativecommons.org/licenses/by-nc/4.0/>

Received: July 25, 2021

Peer-review started: July 25, 2021

First decision: November 8, 2021

Revised: November 17, 2021

Accepted: December 23, 2021

Article in press: December 23, 2021

Published online: February 6, 2022

P-Reviewer: Wierzbicka A

S-Editor: Liu JH

CONCLUSION

This result indicated that CARS is superior to ABC in the Chinese population with suspected ASD.

Key Words: Suspected autism spectrum disorder; Children; Childhood autism rating scale; Autism behavior checklist; Receiver operating characteristic curve; Cutoff value

©The Author(s) 2022. Published by Baishideng Publishing Group Inc. All rights reserved.

Core Tip: This study compared the diagnostic validities of childhood autism rating scale (CARS) and autism behavior checklist (ABC) based on a large Chinese sample. We found that the CARS was superior to the ABC in terms of its diagnostic validity for assessing suspected autism spectrum disorder (ASD) cases in children. In the clinical evaluation for suspected ASD, our findings suggest that the cutoff values of CARS and ABC were 34 and 67, respectively.

Citation: Chu JH, Bian F, Yan RY, Li YL, Cui YH, Li Y. Comparison of diagnostic validity of two autism rating scales for suspected autism in a large Chinese sample. *World J Clin Cases* 2022; 10(4): 1206-1217

URL: <https://www.wjgnet.com/2307-8960/full/v10/i4/1206.htm>

DOI: <https://dx.doi.org/10.12998/wjcc.v10.i4.1206>

INTRODUCTION

Autism is a neurodevelopmental disorder that occurs in early childhood and results in stereotypical interests, communication deficits, social deficits and repetitive behaviors [1]. Autism spectrum disorder (ASD) has received increasing attention in recent years [2]. Moreover, early diagnosis and intervention play a critical role in the treatment of ASD patients [3]. However, early diagnosis lacks specific biological markers. The diagnosis of ASD was based on a detailed developmental history, parents' report, observed behavior, and validated screening tools or criteria of the diagnostic and statistical manual of mental disorders, fifth edition (DSM-5) [4,5]. Therefore, clinical assessments are important for diagnosing ASD [4,6,7]. The scales most commonly used to diagnose ASD in children are the autism behavior checklist (ABC) and childhood autism rating scale (CARS).

There are numerous suspected ASD cases (showing one or more symptoms of ASD but no final diagnosis) that originate from community health-service centers and preschools in China, most of whom are initially screened *via* the Clancy autism behavior scale (CABS) [8]. The cutoff point of 14 for CABS is always used as the criterion for suspected ASD in China. When a suspected ASD case was identified, his or her parents received suggestions to go to a hospital for a final diagnosis. When they reach hospitals for final diagnoses, most of them might undergo further assessments, such as ABC or CARS. According to previous studies on various assessments of ASD, CARS exhibits better diagnostic validation than ABC [9]. However, the diagnostic validations and the corresponding cutoff for CARS and ABC in individuals with suspected ASD remain unclear [4]. Notably, it remains unclear whether CARS is a better diagnostic tool than ABC for suspected ASD in China. Furthermore, it is unclear whether the current cutoff points for ABC and CARS are suitable for the accurate diagnosis of ASD.

Therefore, the purpose of this study was to compare the diagnostic validities of CARS and ABC for suspected ASD, as well as to obtain more updated and appropriate cutoff scores for each assessment scale. For the definition of suspected ASD, we used the CABS as a screening tool with a cutoff score of 14 [8]. A receiver operating characteristic curve was used to compare the diagnostic validities of CARS and ABC, as well as the corresponding cutoff determinations. Our present findings provide insights into the usage of optimal assessment scales for suspected ASD in Chinese mental health hospitals.

L-Editor: A

P-Editor: Liu JH



MATERIALS AND METHODS

Participants

A total of 591 outpatient children from the ASD Unit at Beijing Children's Hospital between June and November 2019 were identified. First, they were initially screened with CABS. The cutoff point of 14 for CABS was always used as the criterion for suspected ASD. Based on these criteria, a total of 117 outpatient children were excluded and 474 were identified as suspected ASD. The total sample size included 407 boys and 67 girls, aged between 18 mo and 14 years (4.1 ± 1.93). Then, each suspected ASD was evaluated by CARS and ABC. Parents filled in the ABC scale. After filling in all of them, the specialist gave the due load score for the items that were answered "yes" according to the provisions of the scale. Then, CARS was assessed by two specialists. Prior to the study, two specialists conducted studies and consistency training on evaluation. Second, the DSM-5 was used to confirm the diagnosis of ASD *via* more than two attending physicians. They diagnosed or excluded autism based on the parents' detailed description of the child's development history, observed behavior, and the DSM-5 criteria for diagnosing autism in children. A total of 399 children were diagnosed with ASD (Figure 1) (a total of 75 suspected ASDs did not meet the DSM-5 criteria).

Assessment scales

The CARS is one of the most widely used autism assessment scales[10]. Several studies assessed the internal consistency of the CARS by measuring Cronbach's alpha, which resulted in a range of 0.82 to 0.95[11]. Park and Kim[12] investigated the construct validity of the CARS in the context of DSM-5 criteria and found that the two-factor model had good fit indices. It is suitable for children over 18 mo old and exhibits good reliability and validity. The CARS is a clinician-rated questionnaire with four frequency levels from 1 to 4 based on observations of individuals and their corresponding information, such as teacher and/or parents reports[13]. The CARS is a behavioral rating scale, consisting of 15 items, that is invariably used to quantitatively describe the severity of suspected ASD symptoms[14]. According to the CARS manual, ASD is defined as a CARS score of ≥ 30 points. A score of 30 or more strongly indicates the existence of ASD. A score of 30-36 suggests mild symptoms, whereas a score of 37 or above suggests moderate to severe ASD[15].

ABC is a well-established assessment scale for screening and diagnosing ASD, and been successfully used in the differential diagnosis of ASD. There was a preliminary study on the validity of the ABC in 2005. The results showed that ABC was effective in differentiating children with autism from children with language disorders and those without complaints[16]. In addition, Yousefi *et al*[17] evaluated the psychometric features of the Persian version of ABC and found that the internal consistency was 0.73; they also verified the instrument's concurrent validity with the Gilliam Autism Rating Scale and the correlation between total scores was 0.94. The ABC scale contains 57 items segmented into five categories: Social and self-help, body and object use, relating, language, and sensory features[18]. Based on the degree of association with pathological behavior, each item is rated four frequency levels from 1 to 4. Calculation of the scores for each of the five domains yields the partial and overall scores for each domain[19]. Based on the sum of these scores, severe behavioral characteristics can then be analyzed. Higher scores indicate more autistic behavioral symptoms. In the present study, we used 68 as the ABC cutoff score since this value has been previously recommended[20].

In addition, there were some studies on the application of CABS[4,21-24]. The results all showed that CABS was highly sensitive to screening autism and autism tendencies. Therefore, CABS is the most commonly used screening tool on the Chinese mainland[24]. For this assessment scale, parents completed the Chinese version of the CABS, which is based on its first edition in 1969[24]. A total of 14 items are included, each of which has three frequency levels: "Never" (score of 0), "Occasionally" (score of 1), and "Frequently" (score of 2)[8]. In the present study, any participant with a total CABS score ≥ 14 was identified as a suspected ASD case.

Procedure

Given that the ABC and CARS were developed in English, we needed to translate these two scales. First, permission to translate and evaluate the psychometric features of the CARS and ABC was obtained from the publisher of the instrument. The original version of the profile was translated into Chinese according to the International Quality of Life Assessment approach. First, the two scales were translated into the

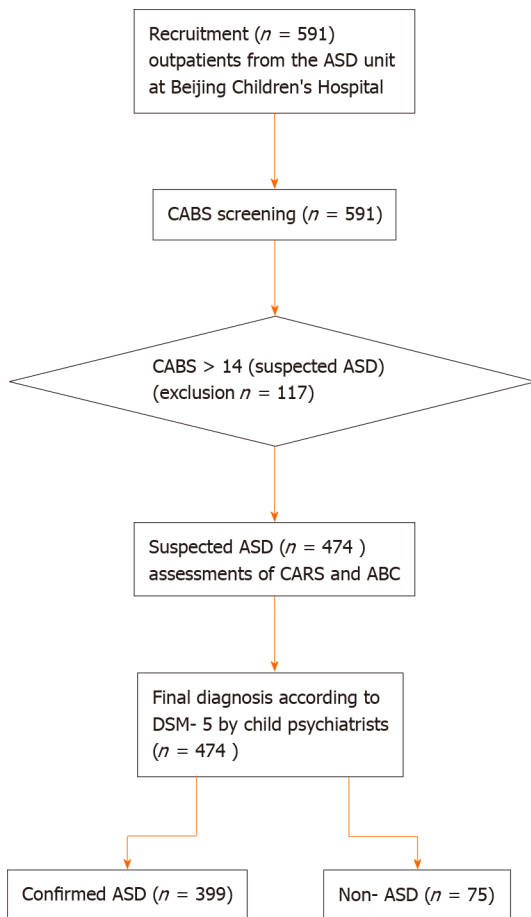


Figure 1 Flowchart of the recruitment of participants in the present study. ASD: Autism spectrum disorder; CABS: Clancy autism behavior scale; ABC: Autism behavior checklist; CARS: Childhood autism rating scale; DSM-5: Diagnostic and statistical manual of mental disorders, fifth edition.

Chinese language by two independent Chinese professionals familiar with special education. The forward translations were compared and discussed in a group meeting of the two translators and two of the authors. Differences were discussed until consensus was reached about the final Chinese version. Then, to examine the equivalence of this translated version with the original version, back-translation to English was performed by a Chinese-English bilingual professional. Third, a committee of 10 professionals including six speech and language pathologists and four child psychiatrists were asked to confirm the validity of the translation and revise the Chinese version.

Statistical analysis

The present study used the statistical package, MedCalc 19.0, for all statistical analyses. We primarily used receiver operating characteristic (ROC)[25] curve analysis to determine the best cutoff values for CARS and ABC and to evaluate the sensitivities, specificities, and accuracies of CARS and ABC[10]. ROC curve analysis was also used to compare diagnostic validations. We also calculated the area under the curve (AUC) for both CARS and ABC. Larger AUCs were indicative of improved prediction efficacies. Each cutoff point and its corresponding sensitivity and specificity were also calculated. A *P* value < 0.05 was considered to be statistically significant.

Ethical approval

The ethics committees of Capital Medical University and Beijing Children's Hospital authorized the protocols used in the present study. The institutional review board number is 2019-k-396. All of the guardians of the participants offered written informed consent.

RESULTS

Table 1 presents our assessments of ABC and CARS for suspected ASD. The mean and standard deviation (SD) of CARS total scores were 35.72 and 4.10, respectively, while the mean and SD of ABC total scores were 70.05 and 1.19, respectively. According to the results of *t* tests (both $P > 0.05$), there were no significant differences in CARS or ABC scores between male and female participants. The skewness coefficient and kurtosis coefficient of CARS were 0.99 and 1.39, respectively. In contrast, the skewness coefficient and kurtosis coefficient of ABC were -0.04 and 0.39, respectively.

The most commonly applied measure of scale reliability is the Cronbach's alpha coefficient (α), originally developed by Cronbach (1951), which is used for estimating internal consistency[26]. For this coefficient, larger α values (namely those greater than 0.7) are indicative of higher reliability. We found that the Cronbach alpha coefficients of CARS and ABC were 0.772 and 0.426, respectively (**Table 1**). Therefore, the reliability of the CARS was higher than that of the ABC. In addition, we found that the correlation between CARS and CABS was 0.732.

Next, we performed ROC curve analysis for CARS and ABC, which yielded AUC values of 0.846 and 0.768, respectively (**Figure 2**). Notably, ROC curves (AUCs) represent the most commonly applied global index of diagnostic accuracy. The diagnostic capacity of an assessment tool is usually not evaluated by a single number but is instead usually assessed *via* two or more diagnostic procedures[27]. Diagnosis is generally based on a cutoff or threshold value[28]. It is often recommended that the Youden index be used to define the best cutoff point. The cutoff value, which is associated with the maximum of the Youden index, is usually applied as a decision threshold[29]. **Table 2** shows the cutoff scores for ABC and CARS with their corresponding sensitivity and specificity values. The results showed that the differences in AUC values and specificities between CARS and ABC were statistically significant ($P < 0.05$). The false-positive rate (1-specificity) was indicative of a lower misdiagnosis rate[27]. We found that the cutoff values of CARS and ABC were 34 and 67, respectively. For more details see **Table 2** and **Figure 2**.

The negative predictive values (NPVs) and positive predictive values (PPVs) of CARS and ABC are shown in **Table 3**. The PPV for ASD of a screening test is defined as the proportion of children screened as positive who received an ASD diagnosis divided by the total number of screen-positive cases. PPVs and NPVs are affected by the specificity and sensitivity of the screening tool, as well as by the baseline prevalence of ASD in the population being screened[3]. Moreover, we performed a chi-square test on the PPV and NPV values of ABC and CARS, which revealed that there was no significant difference identified between CARS and ABC.

Based on these results, we suggest the diagnostic procedures for suspected ASD was as follow **Figure 3**.

DISCUSSION

In this study, we found that the AUC of CARS was larger than that of ABC. This finding suggests that the CARS is better than the ABC in terms of its diagnostic validity for suspected ASD. We also found that the cutoff scores of the CARS and ABC for suspected ASD were 34 and 67, respectively. Sensitivity and specificity values included in criterion-validity measures are known to be particularly helpful in clinical settings[30]. The results of a *t* test on the specificities between these two assessments also revealed a significant difference, indicating that the specificity of the CARS was higher than that of ABC. Furthermore, we verified that the Cronbach alpha coefficient of CARS was 0.772, while that of ABC was 0.426. This finding suggests that the CARS may be more suitable for diagnosing suspected ASD.

Early diagnosis of ASD plays an important role in the intervention and rehabilitation. However, as the etiology of ASD is not clear, it is difficult to make diagnosis based on biochemical indicators at present. The CARS is one of the most important tools for the assessment of ASD, such that both clinical and research practices often use it[31]. Recently, CARS-2 was exploited based on the original edition of the CARS[32]. CARS-2 (normalized form) is the same as original the CARS, whereas CARS-2-HF (high-functioning form) is a newly developed optional diagnostic for evaluating ASD in children over a certain age and with intelligence quotient (IQ) scores above 80[11]. In this study, we revisited the validation of the CARS and found that it functioned as a better diagnostic than ABC. We also identified an updated cut-off score of the CARS for its further usage in diagnosing suspected ASD.

Table 1 The description of autism behavior checklist and childhood autism rating scale

Variables	Mean	SD	Kurtosis	Skewness	Cronbach's α	AUC	AUC (95%CI)
ABC	70.05	1.19	0.39	-0.04	0.426	0.768	0.727-0.805
CARS	35.72	4.10	1.39	0.99	0.772	0.846	0.810-0.877

SD: Standard deviation; ABC: Autism behavior checklist; CARS: Childhood autism rating scale; AUC: Area under curve; CI: Confidence interval.

Table 2 The cutoff points and corresponding sensitivity and specificity of autism behavior checklist and childhood autism rating scale

Criterion	Sensitivity	95%CI	Specificity	95%CI	+LR	-LR
ABC						
> 62	80.45	76.2-84.2	58.67	46.7-69.9	1.95	0.33
> 63	77.94	73.6-81.9	61.33	49.4-72.4	2.02	0.36
> 64	76.19	71.7-80.3	65.33	53.5-76.0	2.2	0.36
> 65	73.68	69.1-77.9	68	56.2-78.3	2.3	0.39
> 66	72.18	67.5-76.5	69.33	57.6-79.5	2.35	0.4
> 67	68.17	63.4-72.7	76	64.7-85.1	2.84	0.42
> 68	63.41	58.5-68.1	80	69.2-88.4	3.17	0.46
> 69	58.9	53.9-63.8	82.67	72.2-90.4	3.4	0.5
> 72	48.12	43.1-53.1	82.67	72.2-90.4	2.78	0.63
> 73	44.36	39.4-49.4	84	73.7-91.4	2.77	0.66
> 74	41.1	36.2-46.1	85.33	75.3-92.4	2.8	0.69
CARS						
> 30	92.98	90.0-95.3	40	28.9-52.0	1.55	0.18
> 31	85.46	81.6-88.8	60	48.0-71.1	2.14	0.24
> 32	78.7	74.3-82.6	76	64.7-85.1	3.28	0.28
> 33	68.42	63.6-73.0	90.67	81.7-96.2	7.33	0.35
> 34	57.64	52.6-62.5	94.67	86.9-98.5	10.81	0.45
> 35	33.33	28.7-38.2	97.33	90.7-99.7	12.5	0.68
> 36	29.07	24.7-33.8	98.67	92.8-100.0	21.8	0.72
> 37	1	0.3-2.5	98.67	92.8-100.0	0.75	1

ABC: Autism behavior checklist; CARS: Childhood autism rating scale; CI: Confidence interval; +LR: Positive likelihood ratio; -LR: Negative likelihood ratio.

Table 3 The positive predictive value and negative predictive value for autism behavior checklist and childhood autism rating scale

Variables	ABC	CARS	χ^2 value	P value
PPV	93%	95%	1.048	0.306
NPV	32%	40%	2.243	0.134

ABC: Autism behavior checklist; CARS: Childhood autism rating scale; PPV: Positive predictive value; NPV: Negative predictive value.

One of the advantages of our study is the introduction of the concept of suspected ASD, which differs from concepts offered in previous studies. In China, there is an increasing number of suspected ASDs that have been identified at community health-service centers and preschools[24]. It has been reported that early diagnosis plays a

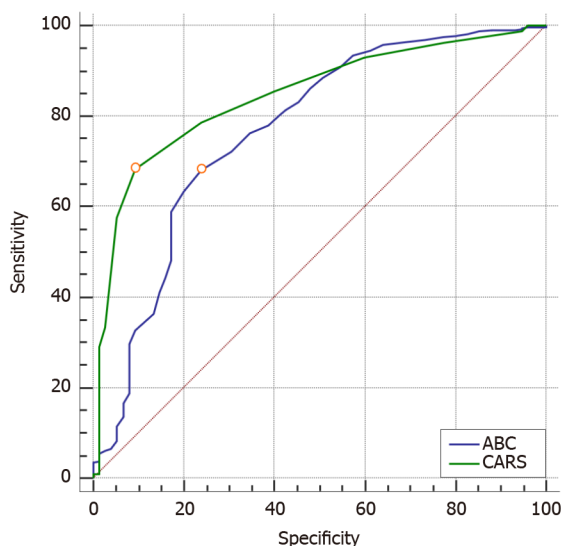


Figure 2 Receiver operating characteristic curves of autism behavior checklist and childhood autism rating scale. ABC: Autism behavior checklist; CARS: Childhood autism rating scale.

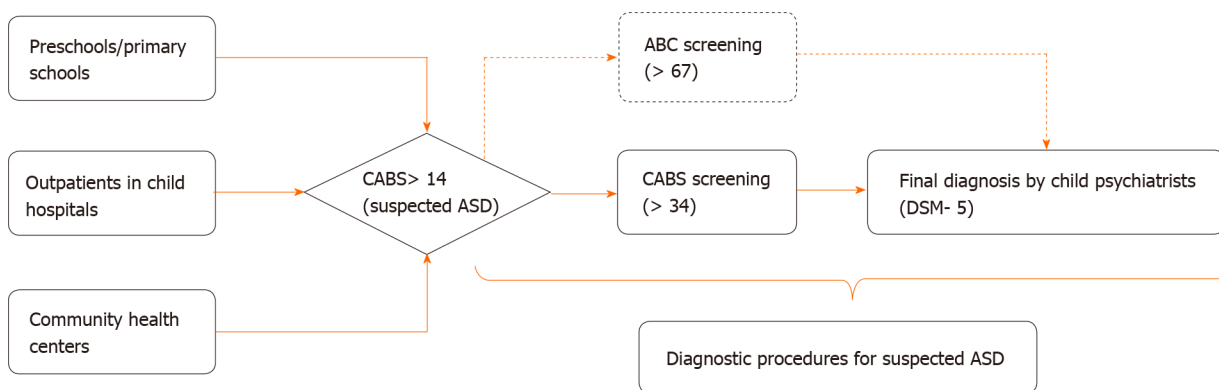


Figure 3 The suggested diagnostic procedures of suspected autism spectrum disorder. ABC: Autism behavior checklist; CABS: Clancy autism behavior scale; CARS: Childhood autism rating scale; ASD: Autism spectrum disorder; DSM-5: Diagnostic and statistical manual of mental disorders, fifth edition.

critical role in improving the outcomes of ASD[33]. In this context, preliminary screening tools are a critical step for the timely diagnosis and intervention of ASD[34]. As a preliminary screening tool, CABS can help childcare physicians, teachers, and parents to quickly screen children with suspected autism[8].

Moreover, most children with suspected ASD require further assessments, such as *via* ABC and/or the CARS. Based on the results of our present study, we suggest that the CARS may be sufficient for further assessment of suspected ASD.

Previous studies have suggested that the cutoff scores of the CARS and ABC for distinguishing autism and non autism are 30 and 68, respectively[17]. However, for patients with suspected ASD, it has been suggested that these previously proposed cutoff values may no longer be accurate. Based on the results of the present study, we suggest a new cutoff value of the CARS (namely, a score of 34) for the diagnosis of suspected ASD. Based on our present findings, we suggest that children with suspected ASD be initially screened *via* CABS and that any suspected cases be further confirmed *via* CARS.

Based on clinically suspected children with ASD in the present study, we found that the diagnostic validation of CRAS was better than that of ABC. Although previous studies have confirmed the strength of the CARS, the sample sizes have been limited [8]. In the present study, we confirmed that the CARS may be more suitable than ABC for diagnosing ASD in China, especially for suspected ASD[12]. However, there are few qualified physicians after receiving training in this examination method in China. We need a scale that is relatively simple and easy to operate to quickly screen suspected autistic patients.

It should be noted that the only available means of ASD diagnosis are behavioral assessments rather than blood tests or noninvasive assessments[35]. Furthermore, to conduct the most comprehensive evaluation of ASD, different measurement tools are required in different assessment environments. The CARS is a valid and reliable assessment tool that is used for the diagnosis and screening of ASD in a number of countries[5]. As mentioned above, the main purpose of this study was to explore the diagnostic validation of the CARS in a large Chinese sample. Our results further confirmed that the CARS can effectively and efficiently diagnose patients with suspected ASD. Therefore, to comprehensively evaluate ASD, we recommend the combined use of the CABS and CARS, which might improve the efficiency of clinical work in hospitals.

Three specific limitations needed to be addressed. First, the adult ASD group was not included in this study, and future studies should clarify the diagnostic validation of ABC and CARS in different age groups. Second, although a total of 474 outpatients were included in this study, the sample was still small. A large sample of ASD is needed to confirm these results in future studies. Third, CARS-2 has been well developed[36], but there is currently no Chinese version of CARS-2. More new tools for the assessments of ASD in China are needed, especially the original tools designed by a Chinese researcher in a Chinese setting.

CONCLUSION

This study demonstrated that the CARS was superior to the ABC in terms of its diagnostic validity in assessing suspected ASD cases in children. In the clinical evaluation for suspected ASD, our findings suggest that the cutoff values of CARS and ABC were 34 and 67, respectively. Based on our results, we recommend that the CARS could be used for assessments of suspected ASD cases in Chinese hospitals.

ARTICLE HIGHLIGHTS

Research background

Autism is the most common clinical developmental disorder in children. The childhood autism rating scale (CARS) and autism behavior checklist (ABC) are the most commonly used assessment scales for diagnosing autism. However, the diagnostic validations and the corresponding cutoffs for CARS and ABC in individuals with suspected autism spectrum disorder (ASD) remain unclear. Furthermore, for suspected ASD in China, it remains unclear whether CARS is a better diagnostic tool than ABC. Also unclear is whether the current cutoff points for ABC and CARS are suitable for the accurate diagnosis of ASD.

Research motivation

According to previous studies on various assessments of ASD, CARS exhibits better diagnostic validation than ABC. However, the diagnostic validations and the corresponding cutoff values for CARS and ABC on individuals with suspected ASD remain unclear. Furthermore, for suspected ASD in China, it remains unclear whether CARS is a better diagnostic tool than ABC. Furthermore, it is unclear whether the current cutoff points for ABC and CARS are suitable for the accurate diagnosis of ASD.

Research objectives

The purpose of this study was to compare the diagnostic validities of CARS and ABC for suspected ASD, as well as to obtain more updated and appropriate cutoff scores for each assessment scale. Our present findings provide insights into the usage of optimal assessment scales for suspected ASD in Chinese mental health hospitals.

Research methods

A total of 591 outpatient children from the ASD Unit at Beijing Children's Hospital between June and November of 2019 were identified. First, the CABS was used to screen out suspected autism from these children. Then, each suspected ASD was evaluated by CARS and ABC. Receiver operating characteristic curve analysis was used to compare diagnostic validations. We also calculated the area under the curve for both CARS and ABC.

Research results

In this study, we found that the CARS is better than the ABC in terms of its diagnostic validity for suspected ASD. Furthermore, we verified that the diagnostic reliability of the CARS is better than the ABC in terms of the Cronbach alpha coefficient for suspected ASD. We also found that the cutoff scores of the CARS and ABC for suspected ASD were 34 and 67, respectively. These findings suggest that the CARS may be more suitable for diagnosing suspected ASD. However, there are three specific limitations were need to be addressed. First, the adult ASD group was not included in this study, and future studies should clarify the diagnostic validation of ABC and CARS in different age groups. Second, although a total of 474 outpatients were included in this study, the sample was still small. A large sample of ASD is needed to confirm these results in future studies. Third, CARS-2 has been well developed, but there is currently no Chinese version of CARS-2. More new tools for the assessments of ASD in China are needed, especially the original tools which designed by Chinese researcher in a Chinese setting.

Research conclusions

This study demonstrated that the CARS was superior to the ABC in terms of its diagnostic validity in assessing suspected ASD cases in children. In the clinical evaluation for suspected ASD, our findings suggest that the cutoff values of CARS and ABC were 34 and 67, respectively. Based on our results, we recommend that the CARS could be used for assessments of suspected ASD cases in Chinese hospitals.

Research perspectives

First, future studies should clarify the diagnostic validation of ABC and CARS in different age groups as the adult ASD group was not included in this study. Furthermore, CARS-2 (normalized form) is the same as the original CARS, whereas CARS-2-HF (high-functioning form) is a newly developed optional diagnostic for evaluating ASD in children over a certain age and with IQ scores above 80. We can introduce and verify the reliability and validity of CARS-2 for its further usage in diagnosing suspected ASD in China. More new tools for the assessments of ASD in China are needed, especially the original tools which designed by Chinese researcher in a Chinese setting.

REFERENCES

- 1 **Wan Y**, Hu Q, Li T, Jiang L, Du Y, Feng L, Wong JC, Li C. Prevalence of autism spectrum disorders among children in China: a systematic review. *Shanghai Arch Psychiatry* 2013; **25**: 70-80 [PMID: 24991138 DOI: 10.3969/j.issn.1002-0829.2013.02.003]
- 2 **Ou JJ**, Shi LJ, Xun GL, Chen C, Wu RR, Luo XR, Zhang FY, Zhao JP. Employment and financial burden of families with preschool children diagnosed with autism spectrum disorders in urban China: results from a descriptive study. *BMC Psychiatry* 2015; **15**: 3 [PMID: 25608486 DOI: 10.1186/s12888-015-0382-4]
- 3 **Zwaigenbaum L**, Bauman ML, Fein D, Pierce K, Buie T, Davis PA, Newschaffer C, Robins DL, Wetherby A, Choueiri R, Kasari C, Stone WL, Yirmiya N, Estes A, Hansen RL, McPartland JC, Natowicz MR, Carter A, Granpeesheh D, Mailloux Z, Smith Roley S, Wagner S. Early Screening of Autism Spectrum Disorder: Recommendations for Practice and Research. *Pediatrics* 2015; **136** Suppl 1: S41-S59 [PMID: 26430169 DOI: 10.1542/peds.2014-3667D]
- 4 **Li JH**, Zhong JM, Cai LY, Chen Y, Zhou MZ. Comparison of clinical application of three autism rating scales. *Zhonghua Erke Zazhi* 2005; **7**: 59-62 [DOI: 10.1111/j.1365-2702.2005.01121.x]
- 5 **İncekaş Gassaloğlu S**, Baykara B, Avcil S, Demiral Y. Validity and Reliability Analysis of Turkish Version of Childhood Autism Rating Scale. *Türk Psikiyatri Derg* 2016; **27**: 266-274 [PMID: 28046196 DOI: 10.5080/u11197]
- 6 **El-Ansary A**, Björklund G, Khemakhem AM, Al-Ayadhi L, Chirumbolo S, Ben Bacha A. Metabolism-Associated Markers and Childhood Autism Rating Scales (CARS) as a Measure of Autism Severity. *J Mol Neurosci* 2018; **65**: 265-276 [PMID: 29931502 DOI: 10.1007/s12031-018-1091-5]
- 7 **Perry A**, Condillac RA, Freeman NL, Dunn-Geier J, Belair J. Multi-site study of the Childhood Autism Rating Scale (CARS) in five clinical groups of young children. *J Autism Dev Disord* 2005; **35**: 625-634 [PMID: 16172810 DOI: 10.1007/s10803-005-0006-9]
- 8 **Sun X**, Allison C, Auyeung B, Matthews FE, Zhang Z, Baron-Cohen S, Brayne C. Comparison between a Mandarin Chinese version of the Childhood Autism Spectrum Test and the Clancy Autism Behaviour Scale in mainland China. *Res Dev Disabil* 2014; **35**: 1599-1608 [PMID: 24769432 DOI: 10.1016/j.ridd.2014.02.005]
- 9 **Rellini E**, Tortolani D, Trillo S, Carbone S, Montecchi F. Childhood Autism Rating Scale (CARS)

- and Autism Behavior Checklist (ABC) correspondence and conflicts with DSM-IV criteria in diagnosis of autism. *J Autism Dev Disord* 2004; **34**: 703-708 [PMID: [15679189](#) DOI: [10.1007/s10803-004-5290-2](#)]
- 10 **Geier DA**, Kern JK, Geier MR. A Comparison of the Autism Treatment Evaluation Checklist (ATEC) and the Childhood Autism Rating Scale (CARS) for the Quantitative Evaluation of Autism. *J Ment Health Res Intellect Disabil* 2013; **6**: 255-267 [PMID: [23914277](#) DOI: [10.1080/19315864.2012.681340](#)]
- 11 **Moon SJ**, Hwang JS, Shin AL, Kim JY, Bae SM, Sheehy-Knight J, Kim JW. Accuracy of the Childhood Autism Rating Scale: a systematic review and meta-analysis. *Dev Med Child Neurol* 2019; **61**: 1030-1038 [PMID: [30977125](#) DOI: [10.1111/dmcn.14246](#)]
- 12 **Park EY**, Kim J. Factor structure of the Childhood Autism Rating Scale as per DSM-5. *Pediatr Int* 2016; **58**: 139-145 [PMID: [26256774](#) DOI: [10.1111/ped.12770](#)]
- 13 **Saemundsen E**, Magnússon P, Smári J, Sigurdardóttir S. Autism Diagnostic Interview-Revised and the Childhood Autism Rating Scale: convergence and discrepancy in diagnosing autism. *J Autism Dev Disord* 2003; **33**: 319-328 [PMID: [12908834](#) DOI: [10.1007/bf02408436](#)]
- 14 **Russell PS**, Daniel A, Russell S, Mammen P, Abel JS, Raj LE, Shankar SR, Thomas N. Diagnostic accuracy, reliability and validity of Childhood Autism Rating Scale in India. *World J Pediatr* 2010; **6**: 141-147 [PMID: [20490769](#) DOI: [10.1007/s12519-010-0029-y](#)]
- 15 **Magyar CI**, Pandolfi V. Factor structure evaluation of the childhood autism rating scale. *J Autism Dev Disord* 2007; **37**: 1787-1794 [PMID: [17437070](#) DOI: [10.1007/s10803-006-0313-9](#)]
- 16 **Marteletto MR**, Pedromônico MR. Validity of Autism Behavior Checklist (ABC): preliminary study. *Braz J Psychiatry* 2005; **27**: 295-301 [PMID: [16358111](#) DOI: [10.1590/s1516-44462005000400008](#)]
- 17 **Yousefi N**, Dadgar H, Mohammadi MR, Jalilevand N, Keyhani MR, Mehri A. The Validity and Reliability of Autism Behavior Checklist in Iran. *Iran J Psychiatry* 2015; **10**: 144-149 [PMID: [26877747](#) DOI: [10.17795/ijpbs-233](#)]
- 18 **Juneja M**, Sharma S, Mukherjee SB. Sensitivity of the autism behavior checklist in Indian autistic children. *J Dev Behav Pediatr* 2010; **31**: 48-49 [PMID: [20081436](#) DOI: [10.1097/DBP.0b013e3181c7241a](#)]
- 19 **Marteletto MR**, Lima e Menezes CG, Tamanaha AC, Chiari BM, Perissinoto J. Administration of the Autism Behavior Checklist: agreement between parents and professionals' observations in two intervention contexts. *Braz J Psychiatry* 2008; **30**: 203-208 [PMID: [18833419](#) DOI: [10.1590/s1516-44462008000300005](#)]
- 20 **Miranda-Linne FM**, Melin L. A comparison of speaking and mute individuals with autism and autistic-like conditions on the Autism Behavior Checklist. *J Autism Dev Disord* 1997; **27**: 245-264 [PMID: [9229257](#) DOI: [10.1023/a:1025846330262](#)]
- 21 **Wang Y**, Wang G, Wang Y. Analysis of children with autism by CABS and ABC. *Shandong Daxue Xuebao (Health Sciences)* 2003; **41**: 213-214 [DOI: [10.1016/j.biopha.2019.109564](#)]
- 22 **Chen Y**, Chen Z, Hu R, Xu N. Clinical application of Clancy autism behavior scale. *Guangdong Yixue Zazhi* 2007; **28**: 375-377 [DOI: [10.1097/00029330-200704020-00012](#)]
- 23 **Ke X**, Luo S, Tao G. A Study of Clancy Behavior Scale on Childhood Autism. *Jiangxi Yixueyuan Xuebao* 2002; **42**: 136-137 [DOI: [10.1007/bf02856646](#)]
- 24 **Sun X**, Allison C, Matthews FE, Sharp SJ, Auyeung B, Baron-Cohen S, Brayne C. Prevalence of autism in mainland China, Hong Kong and Taiwan: a systematic review and meta-analysis. *Mol Autism* 2013; **4**: 7 [PMID: [23570419](#) DOI: [10.1186/2040-2392-4-7](#)]
- 25 **Luna FG**, Roca J, Martín-Arévalo E, Lupiáñez J. Measuring attention and vigilance in the laboratory vs. online: The split-half reliability of the ANTI-Vea. *Behav Res Methods* 2021; **53**: 1124-1147 [PMID: [32989724](#) DOI: [10.3758/s13428-020-01483-4](#)]
- 26 **Sijtsma K**. On the Use, the Misuse, and the Very Limited Usefulness of Cronbach's Alpha. *Psychometrika* 2009; **74**: 107-120 [PMID: [20037639](#) DOI: [10.1007/s11336-008-9101-0](#)]
- 27 **Martínez-Camblor P**, Pardo-Fernández JC. The Youden Index in the Generalized Receiver Operating Characteristic Curve Context. *Int J Biostat* 2019; **15** [PMID: [30943172](#) DOI: [10.1515/ijb-2018-0060](#)]
- 28 **Hajian-Tilaki K**. The choice of methods in determining the optimal cut-off value for quantitative diagnostic test evaluation. *Stat Methods Med Res* 2018; **27**: 2374-2383 [PMID: [28673124](#) DOI: [10.1177/0962280216680383](#)]
- 29 **Bantis LE**, Nakas CT, Reiser B. Construction of confidence intervals for the maximum of the Youden index and the corresponding cutoff point of a continuous biomarker. *Biom J* 2019; **61**: 138-156 [PMID: [30408224](#) DOI: [10.1002/bimj.201700107](#)]
- 30 **Trikalinos TA**, Balion CM, Coleman CI, Griffith L, Santaguida PL, Vandermeer B, Fu R. Chapter 8: meta-analysis of test performance when there is a "gold standard". *J Gen Intern Med* 2012; **27** Suppl 1: S56-S66 [PMID: [22648676](#) DOI: [10.1007/s11606-012-2029-1](#)]
- 31 **Dawkins T**, Meyer AT, Van Bourgondien ME. The Relationship Between the Childhood Autism Rating Scale: Second Edition and Clinical Diagnosis Utilizing the DSM-IV-TR and the DSM-5. *J Autism Dev Disord* 2016; **46**: 3361-3368 [PMID: [27422400](#) DOI: [10.1007/s10803-016-2860-z](#)]
- 32 **Falissard B**, Severo CA, Lambert E, Crutel V, Kyaga S, Serret S, Ravel D, Lemonnier E. Correlation between childhood autism rating scale 2 and clinical global impression improvement. *Eur Neuropsychopharmacol* 2019; **29** Suppl 6: S538-S539 [DOI: [10.1016/j.euroneuro.2019.09.674](#)]
- 33 **Mayes SD**, Calhoun SL, Murray MJ, Pearl A, Black A, Tierney CD. Final DSM-5 under-identifies mild Autism Spectrum Disorder: Agreement between the DSM-5, CARS, CASD, and clinical

- diagnoses. *Res Autism Spect Dis* 2014; **8**: 68-73 [DOI: [10.1016/j.rasd.2013.11.002](https://doi.org/10.1016/j.rasd.2013.11.002)]
- 34 **Mukherjee SB**, Malhotra MK, Aneja S, Chakraborty S, Deshpande S. Diagnostic accuracy of Indian Scale for Assessment of Autism (ISAA) in children aged 2-9 years. *Indian Pediatr* 2015; **52**: 212-216 [PMID: [25848996](https://pubmed.ncbi.nlm.nih.gov/25848996/) DOI: [10.1007/s13312-015-0608-z](https://doi.org/10.1007/s13312-015-0608-z)]
- 35 **Norris M**, Lecavalier L. Screening accuracy of Level 2 autism spectrum disorder rating scales. A review of selected instruments. *Autism* 2010; **14**: 263-284 [PMID: [20591956](https://pubmed.ncbi.nlm.nih.gov/20591956/) DOI: [10.1177/1362361309348071](https://doi.org/10.1177/1362361309348071)]
- 36 **Schopler E**, Wellman GJ, Love SR. Childhood Autism Rating Scale. 2nd ed. 2010: Torrance, CA: Western Psychological Services [DOI: [10.1177/0734282911400873](https://doi.org/10.1177/0734282911400873)]



Published by **Baishideng Publishing Group Inc**
7041 Koll Center Parkway, Suite 160, Pleasanton, CA 94566, USA

Telephone: +1-925-3991568

E-mail: bpgoffice@wjgnet.com

Help Desk: <https://www.f6publishing.com/helpdesk>

<https://www.wjgnet.com>

