

Artificial Intelligence in *Medical Imaging*

Artif Intell Med Imaging 2021 February 28; 2(1): 1-12





Artificial Intelligence in Medical Imaging

Contents

Bimonthly Volume 2 Number 1 February 28, 2021

EDITORIAL

- 1 New Year's greeting and overview of *Artificial Intelligence in Medical Imaging* in 2021
Wu YXJ, Shen J

MINIREVIEWS

- 5 Artificial intelligence in ophthalmology: A new era is beginning
Panda BB, Thakur S, Mohapatra S, Parida S

Contents

Artificial Intelligence in Medical Imaging

Bimonthly Volume 2 Number 1 February 28, 2021

ABOUT COVER

Georges Nassar, PhD, Academic Research, Professor, Ultrasonic Division, Institute of Electronic, Microelectronic and Nanotechnology, Lille 59300, Hauts-de-France, France. gnessar@univ-valenciennes.fr

AIMS AND SCOPE

The primary aim of *Artificial Intelligence in Medical Imaging* (AIMI, *Artif Intell Med Imaging*) is to provide scholars and readers from various fields of artificial intelligence in medical imaging with a platform to publish high-quality basic and clinical research articles and communicate their research findings online.

AIMI mainly publishes articles reporting research results obtained in the field of artificial intelligence in medical imaging and covering a wide range of topics, including artificial intelligence in radiology, pathology image analysis, endoscopy, molecular imaging, and ultrasonography.

INDEXING/ABSTRACTING

There is currently no indexing.

RESPONSIBLE EDITORS FOR THIS ISSUE

Production Editor: Yan-Xia Xing, **Production Department Director:** Yun-Xiaoqian Wu, **Editorial Office Director:** Yun-Xiaoqiao Wu.

NAME OF JOURNAL

Artificial Intelligence in Medical Imaging

ISSN

ISSN 2644-3260 (online)

LAUNCH DATE

June 28, 2020

FREQUENCY

Bimonthly

EDITORS-IN-CHIEF

Xue-Li Chen, Caroline Chung, Jun Shen

EDITORIAL BOARD MEMBERS

<https://www.wjnet.com/2644-3260/editorialboard.htm>

PUBLICATION DATE

February 28, 2021

COPYRIGHT

© 2021 Baishideng Publishing Group Inc

INSTRUCTIONS TO AUTHORS

<https://www.wjnet.com/bpg/gerinfo/204>

GUIDELINES FOR ETHICS DOCUMENTS

<https://www.wjnet.com/bpg/GerInfo/287>

GUIDELINES FOR NON-NATIVE SPEAKERS OF ENGLISH

<https://www.wjnet.com/bpg/gerinfo/240>

PUBLICATION ETHICS

<https://www.wjnet.com/bpg/GerInfo/288>

PUBLICATION MISCONDUCT

<https://www.wjnet.com/bpg/gerinfo/208>

ARTICLE PROCESSING CHARGE

<https://www.wjnet.com/bpg/gerinfo/242>

STEPS FOR SUBMITTING MANUSCRIPTS

<https://www.wjnet.com/bpg/GerInfo/239>

ONLINE SUBMISSION

<https://www.f6publishing.com>

© 2021 Baishideng Publishing Group Inc. All rights reserved. 7041 Koll Center Parkway, Suite 160, Pleasanton, CA 94566, USA

E-mail: bpgoffice@wjnet.com <https://www.wjnet.com>

New Year's greeting and overview of Artificial Intelligence in Medical Imaging in 2021

Yun-Xiaojian Wu, Jun Shen

ORCID number: Yun-Xiaojian Wu
0000-0003-1146-7872; Jun Shen
0000-0001-7746-5285.

Author contributions: Wu YXJ
drafted this editorial; Shen J
revised the manuscript.

Conflict-of-interest statement: The
authors declare having no conflicts
of interest.

Open-Access: This article is an
open-access article that was
selected by an in-house editor and
fully peer-reviewed by external
reviewers. It is distributed in
accordance with the Creative
Commons Attribution
NonCommercial (CC BY-NC 4.0)
license, which permits others to
distribute, remix, adapt, build
upon this work non-commercially,
and license their derivative works
on different terms, provided the
original work is properly cited and
the use is non-commercial. See: <http://creativecommons.org/licenses/by-nc/4.0/>

Manuscript source: Invited
manuscript

Specialty type: Radiology, nuclear
medicine and medical imaging

Country/Territory of origin: United
States

**Peer-review report's scientific
quality classification**

Yun-Xiaojian Wu, Production Department, Baishideng Publishing Group Inc, Pleasanton, CA 94566, United States

Jun Shen, Department of Radiology, Sun Yat-Sen Memorial Hospital, Sun Yat-Sen University, Guangzhou 510120, Guangdong Province, China

Corresponding author: Yun-Xiaojian Wu, BSc, Vice Director, Production Department, Baishideng Publishing Group Inc, 7041 Koll Center Parkway, Suite 160, Pleasanton, CA 94566, United States. y.xj.wu@wjgnet.com

Abstract

As editors of *Artificial Intelligence in Medical Imaging (AIMI)*, it is our great pleasure to take this opportunity to wish all of our authors, subscribers, readers, Editorial Board members, independent expert referees, and staff of the Editorial Office a Very Happy New Year. On behalf of the Editorial Team, we would like to express our gratitude to all of the authors who have contributed their valuable manuscripts, our independent referees, and our subscribers and readers for their continuous support, dedication, and encouragement. Together with an excellent of team effort by our Editorial Board members and staff of the Editorial Office, *AIMI* advanced in 2020 and we look forward to greater achievements in 2021.

Key Words: New Year's greeting; *Artificial Intelligence in Medical Imaging*; Baishideng; Journal development

©The Author(s) 2021. Published by Baishideng Publishing Group Inc. All rights reserved.

Core Tip: On behalf of the *Artificial Intelligence in Medical Imaging (AIMI)* Editorial Team, we would like to express our gratitude to all authors who have contributed their valuable manuscripts, to our independent referees, and to our subscribers and readers for their continuous support, dedication, and encouragement. Together with an excellent team effort by our Editorial Board members and staff of the Editorial Office, *AIMI* advanced in 2020 and we look forward to greater achievements in 2021.

Citation: Wu YXJ, Shen J. New Year's greeting and overview of *Artificial Intelligence in Medical Imaging* in 2021. *Artif Intell Med Imaging* 2021; 2(1): 1-4

Grade A (Excellent): A
Grade B (Very good): 0
Grade C (Good): 0
Grade D (Fair): 0
Grade E (Poor): 0

Received: January 17, 2021

Peer-review started: January 17, 2021

First decision: January 28, 2021

Revised: February 19, 2021

Accepted: February 22, 2021

Article in press: February 22, 2021

Published online: February 28, 2021

P-Reviewer: Liu G

S-Editor: Wang JL

L-Editor: Filipodia

P-Editor: Xing YX



URL: <https://www.wjgnet.com/2644-3260/full/v2/i1/1.htm>

DOI: <https://dx.doi.org/10.35711/aimi.v2.i1.1>

INTRODUCTION

As editors of *Artificial Intelligence in Medical Imaging (AIMI)*, it is our great pleasure to take this opportunity to wish all of our authors, subscribers, readers, Editorial Board members, independent expert referees, and staff of the Editorial Office a Very Happy New Year. On behalf of the Editorial Team, we would also like to express our gratitude to all authors who have contributed their valuable manuscripts, to independent referees, and to our subscribers and readers for their continuous support, dedication, and encouragement.

AIMI mainly focuses on reporting research results obtained in the field of artificial intelligence (AI) in medical imaging, but covers a wide range of topics within that field. With the joint efforts of Editorial Board members and Editorial Office staff, it is our hope that *AIMI* will achieve further advancement in 2021, establishing a strong foundation upon which we may build to become the top journal in the field of AI.

ACADEMIC INFLUENCE OF *AIMI*

AIMI is a high-quality, bimonthly, online, open-access, and single-blind peer-reviewed journal, featuring research advances in AI involving the emerging fields of medical imaging in each issue. The scope of *AIMI* covers a wide range of topics, including but not limited to coronavirus disease 2019, radiomics, computed tomography, magnetic resonance imaging, machine learning, deep learning, nuclear medicine, positron emission tomography, pathology image analysis, endoscopy, molecular imaging, and ultrasonography.

With the rapid development of AI technology, the combination of deep learning and image-omics will enjoy broader application and more substantive development prospects, ultimately creating new fields of computer-aided diagnosis and personalized medical imaging. As a future research hotspot, they will continue to support even further investigative and clinical focus, advancing the overall use of AI and its benefit to human health. We will invite global experts to contribute original articles that focus on key scientific issues in medical imaging technology, methodology, and applied research, and propose research ideas, key research directions, and future research trends, to lead the development of the field.

As one of the key developing journals of the Baishideng Publishing Group Inc (BPG), *AIMI* was launched in 2020, publishing Volume 1, Issue 1 on June 28^[1]. To date, it has published 3 issues with 11 articles (Figure 1). The authors of these manuscripts come from countries across the globe (Figure 2). In 2020, the Editorial Board of *AIMI* consisted of 77 members from 23 countries and regions including 33 from China (42.9%), 9 from the United States (11.7%), 7 from India (9.1%), and 28 from other countries and regions (36.3%) (Figure 3)^[2].

To help *AIMI* develop more efficiently, BPG instituted and implemented the following in 2020. (1) In order to provide authors with better services, and supervise and promote BPG's efforts to publish each article more openly and transparently, BPG published the Author Reviews (<https://www.f6publishing.com/AuthorReviews>) for each publication, so that all can see the authors' evaluation and feedback on the publication process. (2) Throughout 2020, BPG continued systematic efforts to encourage more authors to generate articles that are outstanding for their originality and innovativeness and to strengthen our open-access strategy of publication; these efforts were motivated by our dedication to maximizing readers' access to the latest research results, to promote development of the medical sciences worldwide. In doing so, BPG invited Editorial Board members to conduct Article Quality Tracking-Peer-Review and published the comments (<https://www.f6publishing.com/ArticleQualityTrackings>) after the publication of the article. (3) To continue to advance BPG's publishing efficiency and quality, we successfully developed an automated manuscript editor system for manuscript revision and submission, as well as an artificially intelligent program to generate a PDF version of the manuscript. (4) To enable more peers to read, share, and cite authors' published research results and to help enhance their global academic influence and reputations, thereby also promoting

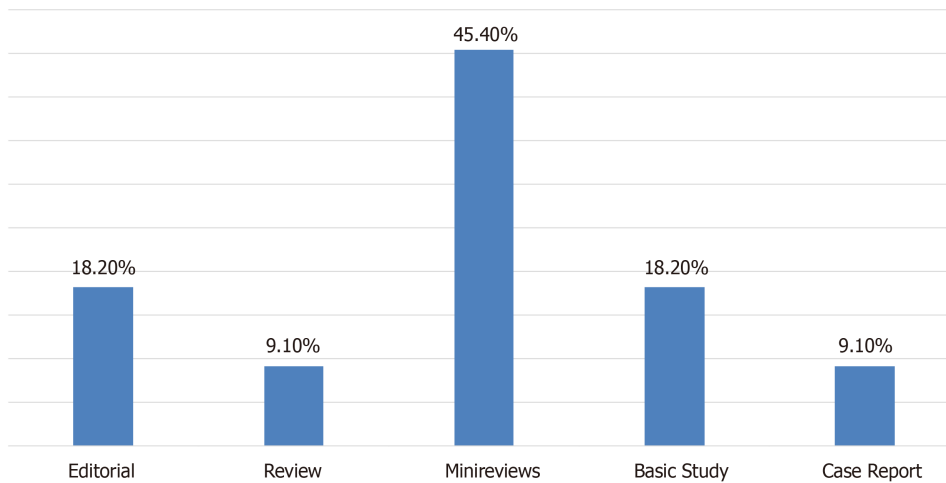


Figure 1 Column type distribution of manuscripts published in *Artificial Intelligence in Medical Imaging* in 2020.

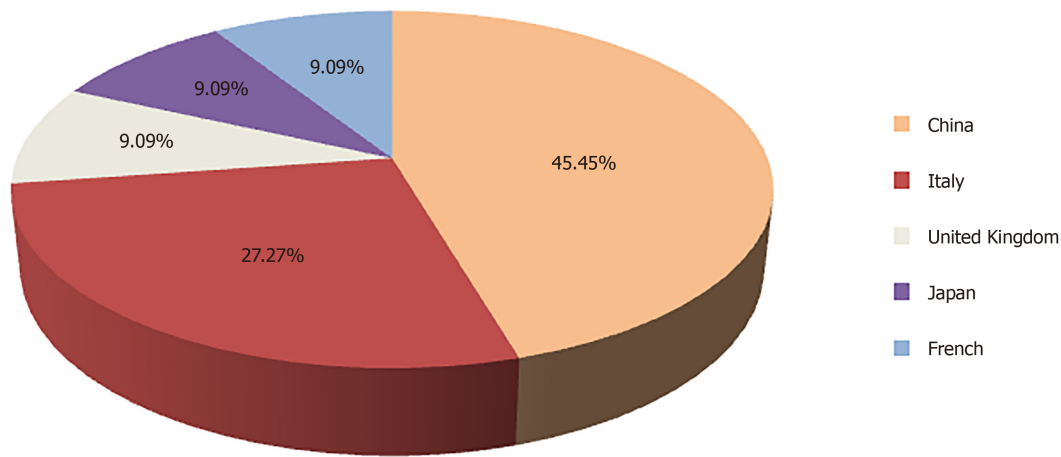


Figure 2 Distribution of authors' countries for the manuscripts published in *Artificial Intelligence in Medical Imaging* in 2020.

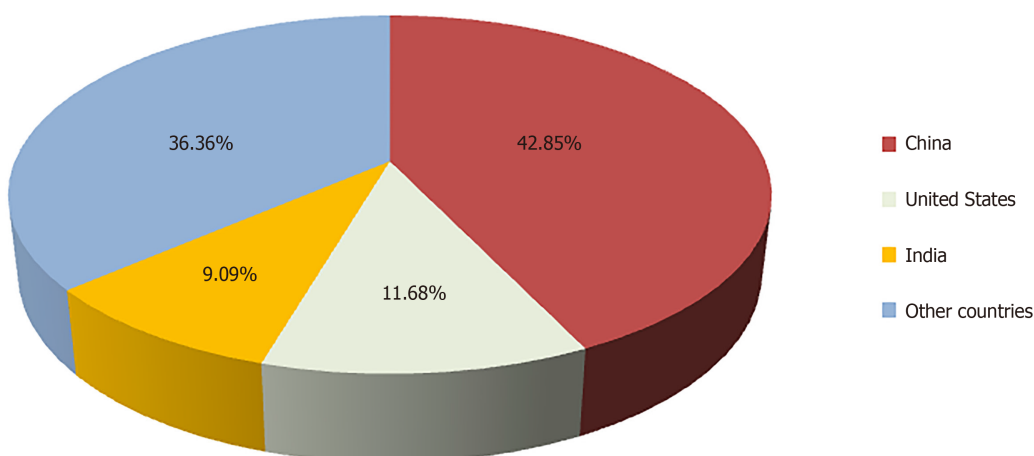


Figure 3 Distribution of Editorial Board members' countries for *Artificial Intelligence in Medical Imaging*.

the overall development of the field, BPG initiated the routine of sending its published articles to 1000-10000 highly influential experts in a topically accurate manner. After completing this outreach activity, BPG formally notifies the paper's authors of the number of experts to whom their manuscript was sent *via* email.

We are pleased to announce that we have now submitted evaluation applications to

the Web of Science, with the expectation that the *AIMI* could be included in Science Citation Index Expanded in 2021.

CONCLUSION

With the collective support of BPG's contributors and staff, we expect to continue the trajectory towards more productive efforts that will raise the academic rank of *AIMI* in 2021. To achieve these goals, we appreciate the need for continuous support and submissions from authors and the dedicated efforts and expertise by our invited reviewers, many of them who also serve on our Editorial Board. As the chief editors of *AIMI*, we strive to work with the journal's Editorial Office staff to make the manuscript submission process as simple as possible and to ensure efficient communication with the authors to provide professional support and answer their questions. We are also open to any suggestions that could improve *AIMI*'s operations and publication. Please feel free to contact us at (editorialoffice@wjgnet.com) with any question on your submission or suggestions.

Once again, on behalf of *AIMI*, we wish you and your families the best for the New Year.

REFERENCES

- 1 **Baishideng Publishing Group Inc.** All published articles of Artificial Intelligence in Medical Imaging from its launch in 2020 to present. Available from <https://www.wjgnet.com/2644-3260/archive.htm>
- 2 **Baishideng Publishing Group Inc.** The Editorial Board of Artificial Intelligence in Medical Imaging. Available from <https://www.wjgnet.com/2644-3260/editorialboard.htm>



Published by **Baishideng Publishing Group Inc**
7041 Koll Center Parkway, Suite 160, Pleasanton, CA 94566, USA

Telephone: +1-925-3991568

E-mail: bpgoffice@wjgnet.com

Help Desk: <https://www.f6publishing.com/helpdesk>

<https://www.wjgnet.com>

