

# World Journal of *Gastroenterology*

*World J Gastroenterol* 2022 December 14; 28(46): 6433-6618



## REVIEW

- 6433 Recent progress in molecular mechanisms of postoperative recurrence and metastasis of hepatocellular carcinoma  
*Niu ZS, Wang WH, Niu XJ*
- 6478 Liquid biopsy leads to a paradigm shift in the treatment of pancreatic cancer  
*Watanabe F, Suzuki K, Noda H, Rikiyama T*

## MINIREVIEWS

- 6497 Nanotechnology for colorectal cancer detection and treatment  
*Gogoi P, Kaur G, Singh NK*
- 6512 Factors other than fibrosis that increase measured shear wave velocity  
*Naganuma H, Ishida H*

## ORIGINAL ARTICLE

## Basic Study

- 6522 3,6-dichlorobenzo[b]thiophene-2-carboxylic acid alleviates ulcerative colitis by suppressing mammalian target of rapamycin complex 1 activation and regulating intestinal microbiota  
*He QZ, Wei P, Zhang JZ, Liu TT, Shi KQ, Liu HH, Zhang JW, Liu SJ*
- 6537 Liver infiltration of multiple immune cells during the process of acute liver injury and repair  
*Xie Y, Zhong KB, Hu Y, Xi YL, Guan SX, Xu M, Lin Y, Liu FY, Zhou WJ, Gao Y*

## Clinical and Translational Research

- 6551 Hybrid XGBoost model with hyperparameter tuning for prediction of liver disease with better accuracy  
*Dalal S, Onyema EM, Malik A*

## Clinical Trials Study

- 6564 Diagnostic evaluation of endoscopic ultrasonography with submucosal saline injection for differentiating between T1a and T1b early gastric cancer  
*Park JY, Jeon TJ*

## Randomized Controlled Trial

- 6573 Safety and efficacy of purified clinoptilolite-tuff treatment in patients with irritable bowel syndrome with diarrhea: Randomized controlled trial  
*Anderle K, Wolzt M, Moser G, Keip B, Peter J, Meisslitzer C, Gouya G, Freissmuth M, Tschegg C*

**Randomized Clinical Trial**

- 6589** Prevalence of functional gastrointestinal disorders in children with celiac disease on different types of gluten-free diets

*Fiori Nastro F, Serra MR, Cenni S, Pacella D, Martinelli M, Miele E, Staiano A, Tolone C, Auricchio R, Strisciuglio C*

**SYSTEMATIC REVIEWS**

- 6599** Correlation between COVID-19 and hepatitis B: A systematic review

*He YF, Jiang ZG, Wu N, Bian N, Ren JL*

**ABOUT COVER**

Editorial Board of *World Journal of Gastroenterology*, Tzung-Hai Yen, MD, PhD, Doctor, Professor, Department of Nephrology, Clinical Poison Center, Chang Gung Memorial Hospital, Taipei 105, Taiwan.  
m19570@adm.cgmh.org.tw

**AIMS AND SCOPE**

The primary aim of *World Journal of Gastroenterology* (WJG, *World J Gastroenterol*) is to provide scholars and readers from various fields of gastroenterology and hepatology with a platform to publish high-quality basic and clinical research articles and communicate their research findings online. WJG mainly publishes articles reporting research results and findings obtained in the field of gastroenterology and hepatology and covering a wide range of topics including gastroenterology, hepatology, gastrointestinal endoscopy, gastrointestinal surgery, gastrointestinal oncology, and pediatric gastroenterology.

**INDEXING/ABSTRACTING**

The WJG is now abstracted and indexed in Science Citation Index Expanded (SCIE, also known as SciSearch®), Current Contents/Clinical Medicine, Journal Citation Reports, Index Medicus, MEDLINE, PubMed, PubMed Central, Scopus, Reference Citation Analysis, China National Knowledge Infrastructure, China Science and Technology Journal Database, and Superstar Journals Database. The 2022 edition of Journal Citation Reports® cites the 2021 impact factor (IF) for WJG as 5.374; IF without journal self cites: 5.187; 5-year IF: 5.715; Journal Citation Indicator: 0.84; Ranking: 31 among 93 journals in gastroenterology and hepatology; and Quartile category: Q2. The WJG's CiteScore for 2021 is 8.1 and Scopus CiteScore rank 2021: Gastroenterology is 18/149.

**RESPONSIBLE EDITORS FOR THIS ISSUE**

Production Editor: *Hua-Ge Yu*; Production Department Director: *Xu Guo*; Editorial Office Director: *Jia-Ru Fan*.

**NAME OF JOURNAL**

*World Journal of Gastroenterology*

**ISSN**

ISSN 1007-9327 (print) ISSN 2219-2840 (online)

**LAUNCH DATE**

October 1, 1995

**FREQUENCY**

Weekly

**EDITORS-IN-CHIEF**

Andrzej S Tarnawski

**EDITORIAL BOARD MEMBERS**

<http://www.wjgnet.com/1007-9327/editorialboard.htm>

**PUBLICATION DATE**

December 14, 2022

**COPYRIGHT**

© 2022 Baishideng Publishing Group Inc

**INSTRUCTIONS TO AUTHORS**

<https://www.wjgnet.com/bpg/gerinfo/204>

**GUIDELINES FOR ETHICS DOCUMENTS**

<https://www.wjgnet.com/bpg/GerInfo/287>

**GUIDELINES FOR NON-NATIVE SPEAKERS OF ENGLISH**

<https://www.wjgnet.com/bpg/gerinfo/240>

**PUBLICATION ETHICS**

<https://www.wjgnet.com/bpg/GerInfo/288>

**PUBLICATION MISCONDUCT**

<https://www.wjgnet.com/bpg/gerinfo/208>

**ARTICLE PROCESSING CHARGE**

<https://www.wjgnet.com/bpg/gerinfo/242>

**STEPS FOR SUBMITTING MANUSCRIPTS**

<https://www.wjgnet.com/bpg/GerInfo/239>

**ONLINE SUBMISSION**

<https://www.f6publishing.com>



## Randomized Controlled Trial

# Safety and efficacy of purified clinoptilolite-tuff treatment in patients with irritable bowel syndrome with diarrhea: Randomized controlled trial

Karolina Anderle, Michael Wolzt, Gabriele Moser, Bettina Keip, Johannes Peter, Claudia Meisslitzer, Ghazaleh Gouya, Michael Freissmuth, Cornelius Tschegg

**Specialty type:** Gastroenterology and hepatology

**Provenance and peer review:** Unsolicited article; Externally peer reviewed.

**Peer-review model:** Single blind

**Peer-review report's scientific quality classification**

Grade A (Excellent): A  
Grade B (Very good): 0  
Grade C (Good): C, C  
Grade D (Fair): D  
Grade E (Poor): 0

**P-Reviewer:** Belkova N, Russia; Ng QX, Singapore; Qin Z, China

**Received:** June 27, 2022

**Peer-review started:** June 27, 2022

**First decision:** August 19, 2022

**Revised:** September 9, 2022

**Accepted:** November 16, 2022

**Article in press:** November 16, 2022

**Published online:** December 14, 2022



**Karolina Anderle, Michael Wolzt,** Department of Clinical Pharmacology, Medical University of Vienna, Vienna 1090, Austria

**Gabriele Moser, Bettina Keip, Johannes Peter,** Department of Internal Medicine III, Division of Gastroenterology and Hepatology, Medical University of Vienna, Vienna 1090, Austria

**Claudia Meisslitzer, Cornelius Tschegg,** Glock Health, Science and Research GmbH, Deutsch-Wagram 2232, Lower Austria, Austria

**Ghazaleh Gouya,** Gouya Insights, Vienna 1010, Austria

**Michael Freissmuth,** Institute of Pharmacology and the Gaston H. Glock Research Laboratories for Exploratory Drug Development, Center of Physiology and Pharmacology, Medical University of Vienna, Vienna 1090, Austria

**Corresponding author:** Michael Wolzt, MD, Professor, Department of Clinical Pharmacology, Medical University of Vienna, Währinger Gürtel 18-20, Vienna 1090, Austria.  
[michael.wolzt@meduniwien.ac.at](mailto:michael.wolzt@meduniwien.ac.at)

## Abstract

### BACKGROUND

Irritable bowel syndrome (IBS) is a highly prevalent gastrointestinal disorder with poor response to treatment. IBS with predominant diarrhea (IBS-D) is accompanied by abdominal pain as well as high stool frequency and urgency. Purified clinoptilolite-tuff (PCT), which is approved by the Food and Drug Administration for use as a dietary supplement with the brand name G-PUR®, has previously shown therapeutic potential in other indications based on its physical adsorption capacity.

### AIM

To assess whether symptoms of IBS-D can be ameliorated by oral treatment with PCT.

### METHODS

In this randomized, placebo-controlled, double-blind pilot study, 30 patients with



IBS-D diagnosis based on Rome IV criteria were enrolled. Following a 4-wk run-in phase, 14 patients were randomized to receive a 12-wk treatment with G-PUR® (2 g three times daily), and 16 patients received placebo. The relief from IBS-D symptoms as measured by the proportion of responders according to the Subject's Global Assessment (SGA) of Relief was assessed as the primary outcome. For the secondary outcomes, validated IBS-D associated symptom questionnaires, exploratory biomarkers and microbiome data were collected.

## RESULTS

The proportions of SGA of Relief responders after 12 wk were comparable in both groups, namely 21% in the G-PUR® group and 25% in the placebo group. After 4 wk of treatment, 36% of patients in the G-PUR® group *vs* 0% in the placebo group reported complete or considerable relief. An improvement in daily abdominal pain was noted in 94% *vs* 83% ( $P = 0.0353$ ), and the median number of days with diarrhea *per* week decreased by 2.4 d *vs* 0.3 d in the G-PUR® and placebo groups, respectively. Positive trends were observed for 50% of responders in the Bristol Stool Form Scale. Positive trends were also noted for combined abdominal pain and stool consistency response and the Perceived Stress Questionnaire score. Only 64% in the G-PUR® group compared to 86% in the placebo group required rescue medication intake during the study. Stool microbiome studies showed a minor increase in diversity in the G-PUR® group but not in the placebo group. No PCT-related serious adverse events were reported.

## CONCLUSION

In this randomized, double-blind, placebo-controlled study, the PCT product, G-PUR®, demonstrated safety and clinical benefit towards some symptoms of IBS-D, representing a promising novel treatment option for these patients.

**Key Words:** Irritable bowel syndrome; Diarrhea; Functional gastrointestinal disorder; Clinoptilolite; Zeolite; Treatment

©The Author(s) 2022. Published by Baishideng Publishing Group Inc. All rights reserved.

**Core Tip:** The purified clinoptilolite-tuff (PCT) product, G-PUR®, provided improvement in abdominal symptoms and stool abnormalities in patients with irritable bowel syndrome (IBS) with predominant diarrhea. Additionally, it reduced the use of rescue medication and tended to enrich gut microbiome diversity compared to placebo, while showing no safety concerns. Hence, the PCT product, G-PUR®, represents a promising novel treatment option for patients with IBS with predominant diarrhea.

**Citation:** Anderle K, Wolzt M, Moser G, Keip B, Peter J, Meisslitzer C, Gouya G, Freissmuth M, Tschegg C. Safety and efficacy of purified clinoptilolite-tuff treatment in patients with irritable bowel syndrome with diarrhea: Randomized controlled trial. *World J Gastroenterol* 2022; 28(46): 6573-6588

**URL:** <https://www.wjgnet.com/1007-9327/full/v28/i46/6573.htm>

**DOI:** <https://dx.doi.org/10.3748/wjg.v28.i46.6573>

## INTRODUCTION

Irritable bowel syndrome (IBS) is a chronic gastrointestinal disorder of high global prevalence with a substantial impact on quality of life and is associated with abdominal pain and altered bowel habits. According to the Rome IV criteria, IBS is characterized by recurrent abdominal pain occurring at least once a week over a period of 3 mo, together with at least two of the following criteria: Pain related to defecation; change in stool frequency; or change in form/appearance of stool, with the onset of symptoms at least 6 mo prior to diagnosis. IBS can be divided into IBS subgroups with predominant constipation, diarrhea (IBS-D), mixed bowel habits, or unclassified[1,2]. The prevalence of IBS reported in the literature ranges between 1%-45%, reflecting the geographical and methodological variety. IBS affects at least twice as many women as men, occurring in women primarily in the late teenage years to the mid-40s[3].

While no underlying morphologic correlation has yet been identified in IBS, the multifactorial biopsychosocial model postulates a contribution of genetic predisposition, history of gastrointestinal infections with possible increase in gut permeability and activation of the immune system, malabsorption of bile acids, neuropsychological disorders and the bidirectional brain-gut axis[4-6]. The therapeutic approach is empirical and aims to reduce symptoms of IBS.

Several natural mineral adsorbents, *e.g.*, dioctahedral smectite, spherical carbon, bentonite or zeolites, have been investigated in patients with IBS and have shown variable degrees of effectiveness in alleviating symptoms[7-11]. Clinoptilolite, a commonly found mineral from the group of natural zeolites, is characterized by high ad/absorptive capacity, the ability to support ion exchange and to act as a molecular sieve, owing to its microporous crystalline structure with multiple microcavities[12,13]. A number of clinical studies have evaluated the potential of clinoptilolite-based products in relieving symptoms of gastric discomfort, such as diarrhea[14], gastric hyperacidity[15,16], or veisalgia[17]. Furthermore, clinoptilolite has shown benefits in enhancing the intestinal wall integrity as indicated by decreased concentrations of the tight-junction modulator zonulin, reduction of inflammation-associated markers, such as  $\alpha$ 1-antitrypsin and high-sensitivity C-reactive protein and a trend towards beneficial microbiome changes[10,18].

In a pilot study with clinoptilolite in IBS patients, significant decreases in clinical parameters such as pain, distension or bowel habits were reported. Despite the pronounced placebo effect seen in this study, clinoptilolite showed a trend towards an augmented clinical benefit[19]. Based on these encouraging results, we aimed to determine the clinical effectiveness and safety of purified clinoptilolite-tuff (PCT) product G-PUR® in patients with IBS-D symptoms in a randomized controlled trial.

## MATERIALS AND METHODS

### **Trial design**

We conducted a randomized, placebo-controlled, double-blind, parallel-arm study to evaluate the safety and clinical efficacy of a 12-wk oral treatment with G-PUR® (2 g three times daily) or matching placebo in a cohort of 30 patients with IBS-D diagnosis based on Rome IV criteria[2]. Glock Health, Science and Research GmbH acted as sponsor of this multicenter study and was responsible for the design and report of this study. The study protocol was approved by the Ethics Committee of the Medical University of Vienna (No. 1295/2019), Ethics Committee of Upper Austria (No. 1208/2019) and the Austrian Federal Office for Safety in Health Care (BASG) and is registered at clinicaltrials.gov (NCT04138186). This study was conducted at the Department of Clinical Pharmacology at the Medical University of Vienna and Klinikum Wels-Grieskirchen, Department of Internal Medicine in accordance with the Declaration of Helsinki and the ISO 14155 guideline. All study participants provided written informed consent before any study-specific procedures were performed. The clinical investigation was initiated in September 2019 and completed in February 2021.

### **Patient population**

Eligible patients had to be between 18-75 years of age and fulfill the Rome IV criteria for IBS-D, *i.e.* more than 25% of the bowel movements graded as the Bristol Stool Form Scale (BSFS) type 6 or 7 (equivalent to mild/severe diarrhea) and less than 25% of bowel movements graded as type 1 or 2 (equivalent to mild/severe constipation)[20]. Moreover, patients had to have moderate to severe abdominal pain as defined by an IBS Symptoms Severity Scale (IBS-SSS) score > 175 and stable eating habits 1 mo prior to randomization. Patients > 50 years of age had to have an unremarkable colonoscopy within the preceding 5 years. Patients were excluded if they failed to record > 50% of daily diary entries during the screening/run-in phase, had rectal bleeding in the absence of documented bleeding hemorrhoids or anal fissures, had a history of major gastrointestinal surgery, had been or were being treated with antibiotic medicines, including rifaximin, or used pro- or antikinetic agents (except as a rescue medication, see below), tricyclic antidepressants or immunosuppressive therapy. Patients with a history of positive tests for ova, parasites, or *Clostridioides difficile* infection had to undergo repeated testing with negative results during the screening/run-in phase.

### **Investigational medical device**

G-PUR® is a PCT, prepared from a high-grade raw material with low heavy metal content, sourced from a mine in the eastern Slovak Republic[21,22] and has been marketed in the United States as a dietary supplement since 2016. G-PUR® has been successfully applied in different therapeutic indications[23, 24]. The patented purification process is technically based on ion exchange mechanisms of the clinoptilolite mineral, micronization and terminal heating, which results in the removal of all natural impurities and a homogeneous, very fine-grained particle size[25]. The production process is thoroughly quality-assured, meeting all required regulatory standards. The purified product has been evaluated by independent laboratories and conforms with the safety requirements for human consumption. Besides the very high clinoptilolite content in the purified product (> 75%), other mineral phases like cristobalite, feldspars, accessory biotite and quartz are contents of G-PUR®. The almost completely inert product is characterized by a high adsorption capacity for a variety of toxins, heavy metals and other undesirable substances[26-28]. G-PUR® is not absorbed or metabolized in the gastrointestinal tract and therefore excreted unchanged *via* stool. The therapeutic potential is based on the physical adsorption capacity of G-PUR®[23,24].

For this clinical investigation, G-PUR® was provided in hard-gelatin Capsugel® AAA capsules, each containing 400 mg of PCT. Colloidal silicon dioxide (Aerosil®) was added as an excipient at a concentration of 0.5% to enhance flowability and enable accurate filling of the capsules. Placebo was provided in identical-looking capsules, each containing 400 mg maltodextrin and 0.5% magnesium stearate as excipient.

### Randomization and blinding

Randomization was performed by Assign Data Management and Biostatistics GmbH (Innsbruck, Austria). Based on the randomization list, blinding was performed centrally by NUVISAN Pharma Services. The randomization list was prepared by computer software (random permuted blocks with confidential block size) using a 1:1 ratio. One sealed randomization list was stored at Assign Data Management and Biostatistics and was not to be opened until after database lock. Patients fulfilling all eligibility criteria as confirmed at visit 3 were enrolled into the clinical investigation and randomized. Enrolled patients were allocated to the next highest randomization number (medication kit identification number). Investigational site staff, including the investigator, and patients were blinded to treatment allocation.

### Trial procedures

Eligible patients underwent a 4-wk screening/run-in phase, followed by a 12-wk double-blind treatment phase and a 2-wk withdrawal phase. The total study duration *per* patient was 18–21 wk and included seven study visits. Patients also had to complete at least 14 d of baseline diary entries over the 28-d screening/run-in phase. Throughout the double-blind 12-wk treatment phase and the 2-wk withdrawal phase, a limited use of loperamide and hyoscine butylbromide was allowed as rescue medication. Following the run-in phase, patients were randomized to receive five G-PUR® capsules or identical-looking placebo capsules, three times a day before meals with a minimum of 200 mL tap water. The total daily dose of PCT in the treatment arm was 6 g. Due to the high adsorption capacity and the possible risk of interaction between the PCT product G-PUR® and other medicines, participants were instructed to allow for a minimum 2-h window between G-PUR® and other oral medication intake. Throughout the entire study duration, patients were supported by health care professionals and psychological therapists.

According to the guidelines by the European Medicines Agency (EMA)[29] and the Food and Drug Administration (FDA)[30], abdominal pain based on an 11-point numerical rating scale as well as stool consistency according to the BSFS should be assessed daily to determine the effect of medicine treatment in patients with IBS-D. Accordingly, patients kept daily diaries of abdominal pain, bloating, urgency, stress, stool frequency, stool consistency, treatment adherence and use of any concomitant or rescue medications by using an electronic patient-reported outcome (ePRO) system throughout the study. At the end of the treatment phase, *i.e.* at visit 6, ePRO diary usability was evaluated.

### Outcomes

The primary objective of this clinical investigation was to assess the relief from IBS-D symptoms after a 12-wk treatment with G-PUR® (2 g three times daily) *vs* placebo as measured by the Subject's Global Assessment (SGA) of Relief questionnaire[31]. The secondary objectives were to assess the safety and tolerability of treatment with G-PUR®, impact of treatment on additional IBS-related symptoms, bowel habits, health-related quality of life, psychological status (*i.e.* anxiety, depression, and stress), patient satisfaction with the ePRO diary and additional exploratory parameters including microbiome analysis.

The primary endpoint of this clinical investigation was the proportion of responders according to the SGA of Relief[31] using the last four post-randomization assessments in the treatment period, or if fewer than four post-randomization SGAs were available, then on all post-randomization SGA of Relief questionnaires. Patients were considered responders if they answered “considerably relieved” or “completely relieved” at least 50% of the time or at least “somewhat relieved” 100% of the time.

The following variables were assessed as secondary endpoints: (1) SGA of Relief estimated by time point, absolute change in SGA of Relief compared to baseline and relationship between SGA of Relief by treatment groups in a logistic regression model with IBS-SSS, Hospital Anxiety and Depression Scale (HADS), pain intensity, stool frequency and stool consistency at visit 3 as independent variables; (2) Incidence of (serious) adverse events (AEs); (3) Daily intensity of abdominal pain using an 11-point numerical rating scale (NRS), including the proportion of abdominal pain responders, with abdominal pain response defined as an at least 30% improvement in abdominal pain on at least 50% of days with available ePRO diary entries compared to the patient's worst abdominal pain reported in the screening/run-in phase (baseline abdominal pain), additional analyses of abdominal pain response, defined as an at least (a) 40%, 50% or 60% improvement in abdominal pain on at least 50% of days; (b) 30%, 40%, 50% or 60% improvement in abdominal pain on at least 40% of days; or (c) 30%, 40%, 50% or 60% improvement in abdominal pain on at least 30% of days, with available ePRO entries compared to the patient's worst baseline abdominal pain or proportion of days with an at least 30% improvement in abdominal pain compared to the patient's worst baseline abdominal pain; (4) Daily intensity of bloating using an 11-point NRS; (5) Daily intensity of urgency using an 11-point NRS; (6) Daily stress level using



an 11-point NRS; (7) Daily stool frequency; (8) Daily stool consistency using the BSFS[32], including the proportion of BSFS responders, with BSFS response defined as an at least 50% reduction in the number of days *per week* with at least one BSFS type 6 or 7 stool ('diarrhea') compared to the screening/run-in phase ('baseline diarrhea'), daily proportion of patients with BSFS type 6 or 7 (*i.e.* diarrhea) and number of days *per week* with diarrhea; (9) Proportion of patients with a combined abdominal pain and BSFS response; (10) Patient compliance with daily ePRO diary reporting; (11) ePRO diary usability; (12) Gastrointestinal symptoms using the IBS-SSS[33] during each study visit assessing the proportion of patients with a  $\geq 50\%$  reduction in the IBS-SSS score and number of pain-free days using the IBS-SSS; (13) Quality of life using the 12-item Short Form Survey (commonly referred to as SF-12)[34]; (14) Anxiety and depression using the HADS[35]; (15) Stress response using the Perceived Stress Questionnaire (PSQ)[36]; (16) Use of rescue medication; (17) Visual analog scale of Treatment Expectation and Relief[37]; (18) Freiburger Ernährungsfragebogen[38]; and (19) Global Physical Activity Questionnaire[39].

The following variables were assessed as exploratory endpoints before and after 12 wk of treatment: (1) Indoleamine-2,3-dioxygenase (IDO)[40] and zonulin[41] in capillary blood; (2) Bile acid[42], human beta defensin 2 (HBD2)[43], gluten[44] and zonulin[45] in stool; and (3) Microbiome in stool (next-generation sequencing; myBiotoma GmbH, Vienna, Austria).

Safety analysis included AEs and adverse device effects (ADEs), device deficiency, laboratory results and aluminum levels.

### Statistical analysis

No formal sample size calculation was performed owing to the exploratory pilot study design. Overall, 30 patients were randomized to treatment with either G-PUR® or placebo. Analyses were performed using Statistical Analysis Software 9.3 or higher (SAS Inc., Cary, NC, United States). The Full Analysis Set analysis was provided in this publication including data from all patients who were randomized. Patients were analyzed in the treatment group they were randomized to, regardless of the actual treatment received. For the inferential analysis of the primary endpoint, the rate of responders according to SGA was compared in an intention-to-treat analysis between the two treatment groups using Fisher's exact test. A two-sided significance level of 5% was applied. For all secondary efficacy endpoints, categorical variables were compared between treatment groups using Fisher's exact test. Continuous variables were compared using a Wilcoxon rank-sum test (Mann-Whitney *U* test). In general, the last available post-randomization assessment during the treatment period was used to compare secondary efficacy parameters between treatment groups. Data were summarized by treatment group and, where appropriate, by visit. Descriptive statistics (number of observations, mean, standard deviation, minimum, median and maximum) were provided for continuous variables. Frequency counts and percentages were presented for categorical variables. Five patients who were withdrawn from the study prematurely were not included in this assessment of adherence and efficacy. Logistic regression analysis for parameters SGA of Relief and IBS-SSS, HADS, NRS and stool frequency and consistency included only patients with available results for all relevant independent variables ( $n = 27$ ).

## RESULTS

### Patient population

We screened 44 patients in order to include 30 trial participants, of whom 14 were randomized into the G-PUR® arm and 16 into the placebo arm (Figure 1). The two study groups were similar regarding their demographic and baseline characteristics, but patients in the G-PUR® group had a slightly longer disease duration. The median age of the study population was 34 years (range: 20–73), and 21 of the 30 patients (70%) were women. Baseline patient demographics and concomitant medications are summarized in Table 1 and medical history in Table 2. At baseline, analgesic and antipyretic medications were used by 2 patients (14%) in the G-PUR® arm and 8 patients (50%) in the placebo arm; the use of medicines for functional gastrointestinal disorder was comparable in both groups.

### Primary outcome

After 12 wk of treatment the proportion of responders according to the SGA of Relief was 21% ( $n = 3$ ) in the G-PUR® group and 25% ( $n = 4$ ) in the placebo group ( $P = 1.0$ ; Table 3).

### Secondary outcomes

A between-group difference in SGA of Relief was obvious after 4 wk of treatment, with 36% of patients in the G-PUR® group reporting complete or considerable relief, compared to 0% in the placebo group (Figure 2). Consistent with this observation, the median proportion of days with an at least 30% improvement in abdominal pain compared to the patient's worst abdominal pain at baseline was higher in the G-PUR® group (94%) than in the placebo group (83%,  $P = 0.0353$ ). This was also seen for abdominal pain response, where 93% of patients ( $n = 13$ ) in the G-PUR® group were classified as

**Table 1 Demographic characteristics and concomitant medications at baseline**

Characteristics and medications		G-PUR®, <i>n</i> = 14	Placebo, <i>n</i> = 16	Total, <i>n</i> = 30
Age, yr		34 (range: 24–61)	35 (range: 20–73)	34 (range: 20–73)
Sex	Male	5 (35%)	4 (25%)	9 (30%)
	Female	9 (64%)	12 (75%)	21 (70%)
Duration of IBS symptoms, yr		12 (IQR: 6–19)	9 (IQR: 6–21)	11 (IQR: 6–20)
Duration of IBS diagnosis, yr		8 (IQR: 3–11)	2 (IQR: 1–11)	4 (IQR: 1–11)
BMI, kg/m <sup>2</sup>		21 (IQR: 20–25)	24 (IQR: 21–26)	23 (IQR: 20–26)
Smoking status	Non-smoker	9 (64%)	11 (69%)	20 (67%)
	Ex-smoker	3 (21%)	4 (25%)	7 (23%)
	Smoker	2 (14%)	1 (6%)	3 (10%)
Concomitant medications				
Any concomitant medication		12 (86%)	15 (94%)	27 (90%)
Analgesics		2 (14%)	8 (50%)	10 (33%)
Drugs for functional gastrointestinal disorders		4 (29%)	5 (31%)	9 (30%)
Selective serotonin reuptake inhibitors		4 (29%)	4 (25%)	8 (27%)
Systemic antihistamines		5 (36%)	1 (6%)	6 (20%)
Loperamide PRN		2 (14%)	2 (13%)	4 (13%)
Antacids		1 (7%)	1 (6%)	2 (7%)
Hypnotics, sedatives, antipsychotics		0 (0%)	2 (13%)	2 (7%)
Tonics		1 (7%)	1 (6%)	2 (7%)
Systemic antibiotics <sup>1</sup>		0 (0%)	1 (6%)	1 (3%)
Digestives, incl. enzymes		1 (7%)	0 (0%)	1 (3%)
Drugs for constipation		1 (7%)	0 (0%)	1 (3%)

<sup>1</sup>Macrolides, lincosamides and streptogramins.

BMI: Body mass index; IBS: Irritable bowel syndrome; IQR: Interquartile range; PRN: Pro re nata (as necessary).

responders compared with 81% (*n* = 13) in the placebo group (*P* = 0.6015). Although not reaching the threshold for statistical significance, the proportion of BSFS responders was more pronounced in the G-PUR® group. However, the median number of days with diarrhea *per* week decreased by 2.4 d in the G-PUR® group and by only 0.3 d in the placebo group.

Quality of life as assessed using the SF-12, anxiety and depression evaluated using the HADS, and IBS-SSS scores showed no absolute differences between groups. The significant difference between groups at the end of the study was likely related to the less favorable baseline PCS-12 in the placebo group. Overall, 7/11 patients (64%) in the G-PUR® group and 12/14 patients (86%) in the placebo group reported intake of rescue medication during the trial. In the analysis of perceived stress level, the change in total PSQ score was not different between groups. When score items were analyzed separately, 'tension' was significantly relieved in patients receiving G-PUR® (*P* = 0.0399 *vs* placebo). The main secondary outcomes are summarized in Table 3.

In the exploratory biomarker analysis, IDO and zonulin levels in capillary blood and levels of bile acid, HBD2 and zonulin in stool were not altered during the observation period. Microbiome studies in stool showed a mild increase in diversity in the G-PUR® group but not in the placebo group. Although these effects were minor, this finding was further supported by the spatial changes of beta diversity seen in the G-PUR® group but not in the placebo group (Figures 3–5).

### Safety analysis

G-PUR® was well tolerated throughout the study. Only 2 of the 69 AEs in the G-PUR® group, *i.e.* mild mucosal dryness and mild abdominal distension, were considered treatment-related ADEs. With an overall exposure of 805 treatment days in the G-PUR® group, this corresponds to an ADE rate *per* patient year of 0.9, which was similar to placebo (0.7 *per* patient year). The AE rate *per* patient year differed between groups, with 31 events *per* patient year in the G-PUR® group and 90 in the placebo group. With

**Table 2 Medical history at baseline**

System organ class	G-PUR®, <i>n</i> = 14	Placebo, <i>n</i> = 16	Total, <i>n</i> = 30
MedDRA term			
Immune system disorders	10 (71%)	6 (38%)	16 (53%)
Seasonal allergy	7 (50%)	3 (19%)	10 (33%)
Drug hypersensitivity	2 (14%)	2 (13%)	4 (13%)
Allergy to animal	1 (7%)	1 (6%)	2 (7%)
Allergy to plants	2 (14%)	0 (0%)	2 (7%)
Food allergy	1 (7%)	1 (6%)	2 (7%)
Mite allergy	1 (7%)	1 (6%)	2 (7%)
Perfume sensitivity	1 (7%)	0 (0%)	1 (3%)
Metabolism and nutrition disorders	3 (21%)	7 (44%)	10 (33%)
Vitamin D deficiency	1 (7%)	5 (31%)	6 (20%)
Lactose intolerance	2 (14%)	1 (6%)	3 (10%)
Fructose intolerance	1 (7%)	1 (6%)	2 (7%)
Folate deficiency	0 (0%)	1 (6%)	1 (3%)
Food intolerance	0 (0%)	1 (6%)	1 (3%)
Hypercholesterolemia	0 (0%)	1 (6%)	1 (3%)
Psychiatric disorders	3 (21%)	5 (31%)	8 (27%)
Depression	2 (14%)	2 (13%)	4 (13%)
Anxiety disorder	0 (0%)	3 (19%)	3 (10%)
Burnout syndrome	1 (7%)	0 (0%)	1 (3%)
Sleep disorder	1 (7%)	0 (0%)	1 (3%)
Gastrointestinal disorders	1 (7%)	5 (31%)	6 (20%)
Gastritis	0 (0%)	3 (19%)	3 (10%)
Gastroesophageal reflux disease	1 (7%)	1 (6%)	2 (7%)
Hiatus hernia	0 (0%)	1 (6%)	1 (3%)
Nausea	0 (0%)	1 (6%)	1 (3%)

Data are presented for patients randomized to receive G-PUR® or placebo, given as absolute numbers and percent of group. Headings represent the standard nomenclature and structure from the Medical Dictionary for Regulatory Activities. MedDRA: Medical Dictionary for Regulatory Activities.

many of the reported AEs related to the patients' IBS symptoms, this large between-group difference in AE frequency may be at least in part related to the effects of treatment. Because G-PUR® contains alumino-silicates, the release of aluminum has been a potential source of concern. In this study, an elevation in aluminum levels above normal limits was not seen in any of the patients of the entire cohort. In the G-PUR® group, the proportion of patients with aluminum levels below the reference range increased from 14% (*n* = 2) at baseline to 40% (*n* = 4) at the end of treatment. In the placebo group, this proportion was 13% (*n* = 2) at baseline and 0% (*n* = 0) at the end of treatment.

## DISCUSSION

This study provided evidence for the effectiveness and safety of the PCT product G-PUR® in the treatment of IBS-D. While no consistent change in SGA of Relief in response to G-PUR® was demonstrable, the favorable results of G-PUR® were seen in the reduction of cardinal symptoms of IBS-D, *i.e.* abdominal pain and improvement in stool consistency, compared to placebo. This is further supported by symptom improvements over time and lower use of rescue medications in the G-PUR® group than in the placebo group. Importantly, the proportion of days with an at least 30% improvement in abdominal pain was significantly higher in the G-PUR® group compared to placebo. The particular

**Table 3 Study outcome variables at week 12 of treatment with G-PUR® or placebo**

Outcome variable	G-PUR®, <i>n</i> = 14	Placebo, <i>n</i> = 16	RD/MD (95%CI)	Odds ratio (95%CI)	<i>P</i> value
SGA of Relief responders, end of study <sup>1</sup>	3 (21%)	4 (25%)	0.04 (-0.28-0.38)	0.82 (0.18-3.73)	1.0000
Abdominal pain responders <sup>2</sup>	13 (93%)	13 (81%)	0.12 (-0.20-0.40)	3 (0.39-41.55)	0.6015
Daily abdominal pain reduction <sup>3</sup>	94 (IQR: 81-100)	83 (IQR: 65-92)	-14.9 (-31.87-2.07)	N/A	0.0353
Proportion of BSFS 50% responders	7 (50%)	5 (31%)	0.19 (-0.19-0.51)	2.2 (0.55-11.05)	0.4572
Proportion of BSFS 30% responders	10 (71%)	7 (44%)	0.28 (-0.11-0.58)	3.21 (0.76-12.03)	0.1590
Combined abdominal pain and BSFS 50% response	6 (43%)	4 (25%)	0.18 (-0.19-0.50)	2.25 (0.49-8.68)	0.4421
Decrease in d with diarrhea <i>per</i> week	2.4	0.3	N/A	N/A	0.4176
IBS-SSS	-90 (IQR: -170 to -40)	-55 (IQR: -100 to -10)	31.6 (-42.25-105.5)	N/A	0.3950
SF-12	53 (IQR: 50-55)	49 (IQR: 42-51)	-5.40 (-9.15 to -1.65)	N/A	0.0127
PSQ absolute change					
Total	-7 (IQR: -28-0)	5 (IQR: -5-12)	11.0 (-2.65-24.65)	N/A	0.0843
Tension	-20 (IQR: -40-0)	-3 (IQR: -13-13)	16.2 (0.7-31.7)	N/A	0.0399
Joy	13 (IQR: -7-20)	-10 (IQR: -20-0)	-10.4 (-25.3-4.5)	N/A	0.1176
Demands	-7 (IQR: -33-13)	10 (IQR: -7-20)	14.3 (-5.35-33.95)	N/A	0.1795
Worries	0 (IQR: -13-0)	0 (IQR: -7-13)	3.2 (-11.56-17.96)	N/A	0.5587

<sup>1</sup>Subject's Global Assessment (SGA) of Relief response assessment was based on the last four post-randomization SGAs, or if fewer than four post-randomization SGAs were available, then all post-randomization SGAs were used. Patients were considered responders if they answered 'considerably relieved' or 'completely relieved' at least 50% of the time or at least 'somewhat relieved' 100% of the time.

<sup>2</sup>Abdominal pain response was defined as an at least 30% improvement in abdominal pain on at least 50% of days with available electronic patient-reported outcome diary entries as compared to the patient's worst abdominal pain reported in the screening/run-in phase ('baseline abdominal pain').

<sup>3</sup>The median proportion of days with an at least 30% improvement in abdominal pain compared to the patient's worst abdominal pain documented in the screening/run-in phase.

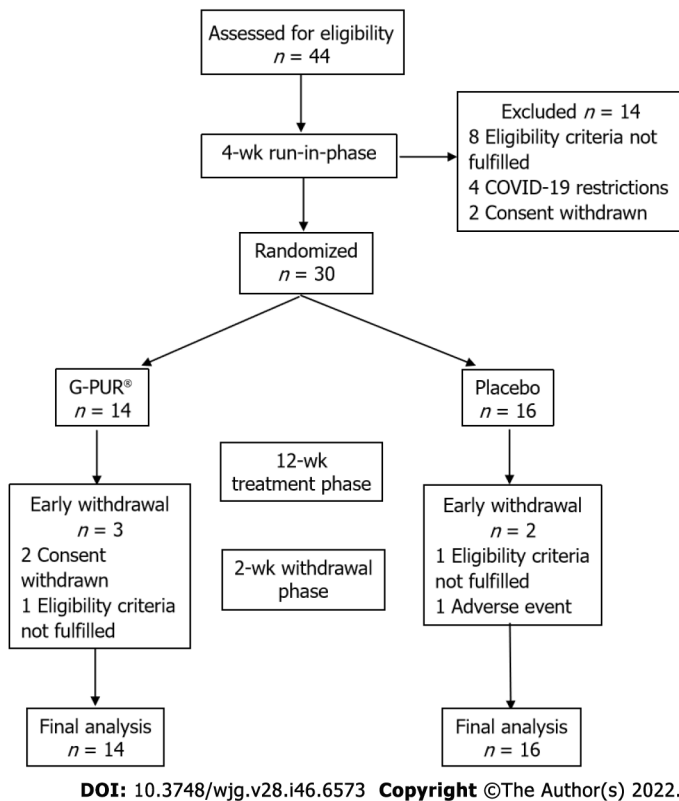
Data are presented as absolute numbers and percent of group or median with interquartile range. Risk difference for proportional variables and mean differences for normally distributed variables, with 95% confidence intervals are given. Odds ratio is provided for proportional variables. BSFS: Bristol Stool Form Scale; N/A: Not available; PSQ: Perceived Stress Questionnaire; SF-12: 12-item Short Form survey; IBS-SSS: Irritable Bowel Syndrome-Symptoms Severity Scale; IQR: Interquartile range; RD: Risk difference; MD: Mean differences; CI: Confidence intervals.

attention and patient support in this study by health care professionals and psychological therapists might have contributed to the strong placebo effect and reduced disease-associated anxiety in both groups. While the PSQ total score improved in the G-PUR® group, it deteriorated in the placebo group, with the between-group difference in change over time trending towards significance ( $P = 0.0843$ ). This advantage of G-PUR® was driven mainly by the 'tension' subscore, whose absolute change differed significantly between groups ( $P = 0.0399$ ) and to a lesser extent by the 'joy' and 'demands' subscores.

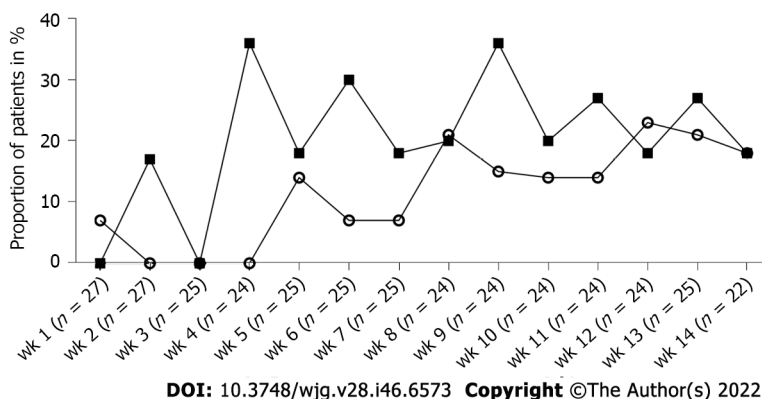
The comparison of IBS treatment efficacy is generally difficult because there have been only a few head-to-head RCTs. The fluctuations of IBS symptoms over time and the scale of the placebo effect complicates endpoint assessment at scheduled time points. Hence, our primary endpoint of symptom relief at week 12 does not necessarily cover the wide range of symptoms associated with IBS-D, and it cannot be used to describe a continuous clinical improvement over the treatment period.

In a clinical trial, micro-activation zeolite improved IBS-associated symptoms of abdominal discomfort with stool frequency and stool consistency to the same extent as placebo, indicating a pronounced placebo effect[10]. A recent randomized trial in 190 IBS patients[46] found some improvement for abdominal pain, discomfort and IBS severity after an 8-wk treatment with small-intestinal-release peppermint oil. However, the main outcomes including abdominal pain response or overall symptom relief were not significant when using endpoints recommended by the FDA and the EMA. Similarly, another study assessing peppermint oil treatment in IBS patients based on an IBS-SSS endpoint did not lead to a significant result[47].

In this trial, G-PUR® was administered over a period of 12 wk. The daily dose of 6 g G-PUR® was well tolerated, and there were no clinical or laboratory safety signals throughout the study. The overall rate of AEs was lower in the G-PUR® group than in the placebo group, and the low ADE rate *per* patient year was the same as the placebo. Although G-PUR® is an aluminum-containing substance, no elevation in serum aluminum levels were observed in patients in this trial. This is related to the fact that within the product's mineral phases, aluminum is not mobile but tightly bound, building up the silicate mineral



**Figure 1 Patient flow diagram.** COVID-19: Coronavirus disease 2019.



**Figure 2 Subject's Global Assessment of Relief.** The proportion of patients (%) reporting 'completely relieved' or 'considerably relieved' by time point during the 12-wk treatment and 2-wk withdrawal period with G-PUR® (solid squares) or placebo (open circles). "n" represents the number of patients with available data at the respective time point, while patients with missing data were considered as non-responders in the intention-to-treat-analysis.

crystal lattice[21]. Interestingly, the proportion of patients in whom aluminum was below the reference range at the end of the study increased in the G-PUR® group. This may also be related to the ability of clinoptilolite to adsorb metal ions in the gastrointestinal tract.

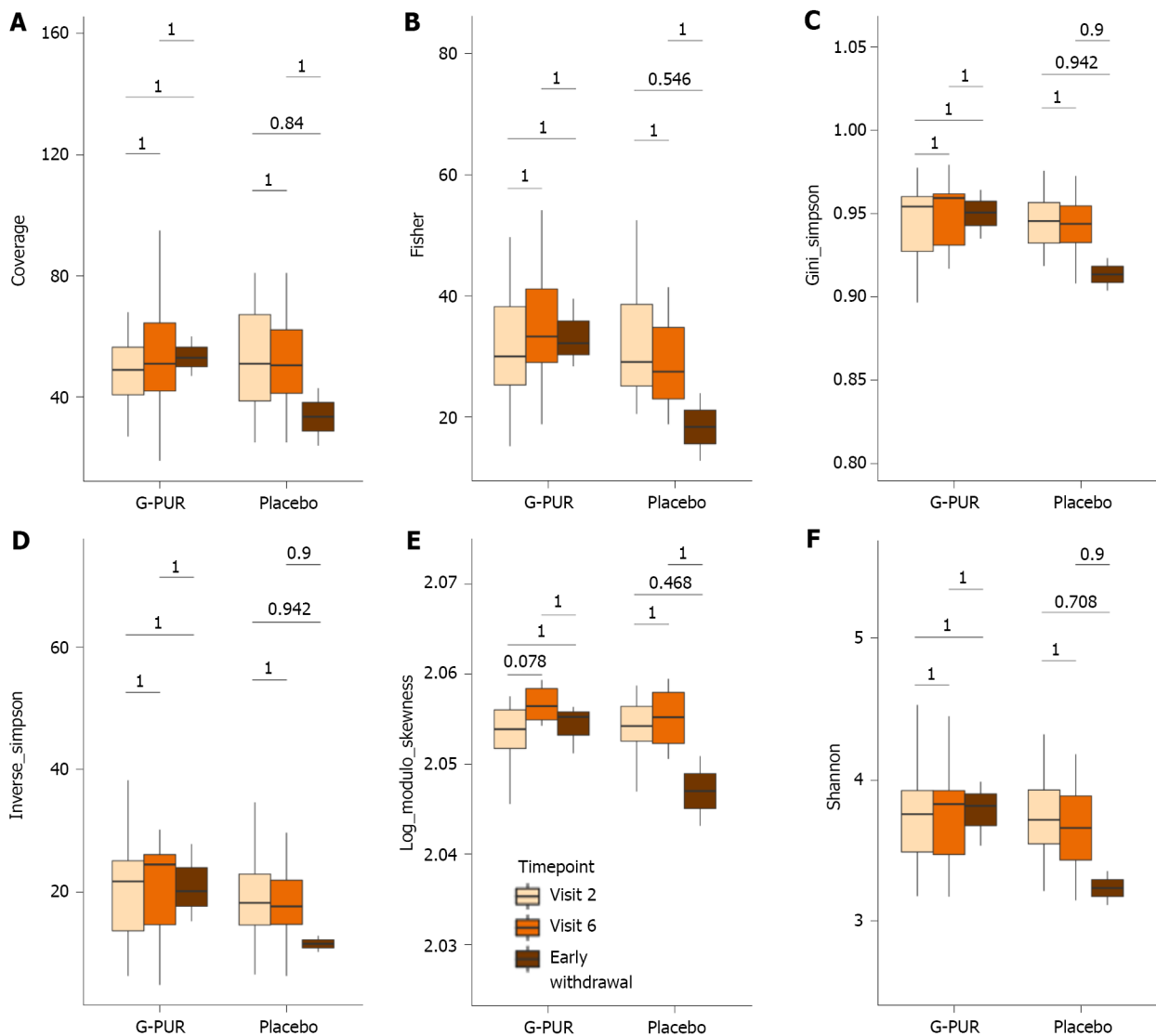
Currently, various pharmacological and non-pharmacological therapeutic interventions are available for the management of IBS-D. The treatment is individualized for the patients' needs and predominant symptoms by their physician, considering the risk-benefit ratio for each strategy. Loperamide, which was used as rescue therapy in the present trial, is often used as a first-line agent to treat diarrhea in IBS-D. However, despite its widespread clinical use, it is worth noting that loperamide is not effective against IBS-associated abdominal pain and bloating[48-50]. Similarly, eluxadoline, a mixed opioid receptor drug, can reduce visceral hypersensitivity and prolong the gastrointestinal transit time, but the effects on abdominal pain relief are modest[51,52]. In a recent meta-analysis of established traditional therapies in IBS, tricyclic antidepressants are recommended for treatment of abdominal pain, but careful dosing is warranted based on the side-effect profile[53,54].





**Figure 3 Microbiome heatmap.** Overall visualization of the change in the gut microbiome genera in comparison to baseline by treatment group. Microbiome studies in stool across multiple calculation methods showed an increase in diversity in the G-PUR® group but not in the placebo group.

Dietary and lifestyle changes constitute an important non-pharmacological approach in treating IBS symptoms. A recent meta-analysis showed that patients receiving a diet low in fermentable oligosaccharides, disaccharides, monosaccharides and polyols in RCTs experienced a statistically significant reduction in pain and bloating compared to patients receiving a traditional diet[55]. Overall, the exclusion of foods high in fermentable oligosaccharides, disaccharides, monosaccharides and polyols may reduce IBS symptoms and can be recommended to affected patients, but there is still a need for higher-quality evidence to guide management[56]. Similarly, supplements such as vitamin D have shown modest effects compared to placebo[57-59]. PCT has been shown to be an effective sorbent for gluten derived from food sources[27], which could also contribute to its supposed benefit.



DOI: 10.3748/wjg.v28.i46.6573 Copyright ©The Author(s) 2022.

**Figure 4 Alpha diversity indices in phenotypes between time point by treatment group.** A: Coverage; B: Fisher; C: Gini\_simpson; D: Inverse\_simpson; E: Log\_modulo\_skewness; F: Shannon.

In research concerning functional disorders, treatment effects are generally assessed *via* patient-reported outcomes, which renders the objective evaluation difficult. A strength of this study is that it was designed to meet all of the essential methodological quality criteria for functional gastrointestinal research[60], including a randomized, placebo-controlled, double-blind design, the use of the Rome IV criteria for enrollment, the selection of patients with moderate to severe IBS based on the IBS-SSS, the prohibition of a wide range of concomitant medications, a treatment duration of 12 wk, the use of validated symptom scores and the formal documentation of safety data. Despite the limitation of small sample size, the clinical benefit of PCT could be demonstrated in various clinically meaningful endpoints.

The gut microbiome analysis of the patients revealed a trend towards greater alpha and beta microbial diversity in the treatment group, which has been associated with a healthy gut microbiome and improved symptoms. This change has not been observed in the placebo group. Larger cohorts would be needed to identify a causal relationship to the change in abundance of a single or several bacteria species. A pilot study with 41 patients who received 3 g of zeolite or microcrystalline cellulose twice daily showed that zeolite may lower intestinal inflammation of IBS patients. A positive effect on the gut microbiome was in line with our results[10]. Alterations in gut microbiome may impact the intestinal immune, barrier and neuromuscular junction functions and cause imbalance in the bidirectionally communicating gut-brain axis. However, the exact composition of a healthy microbiome remains unclear[61,62].

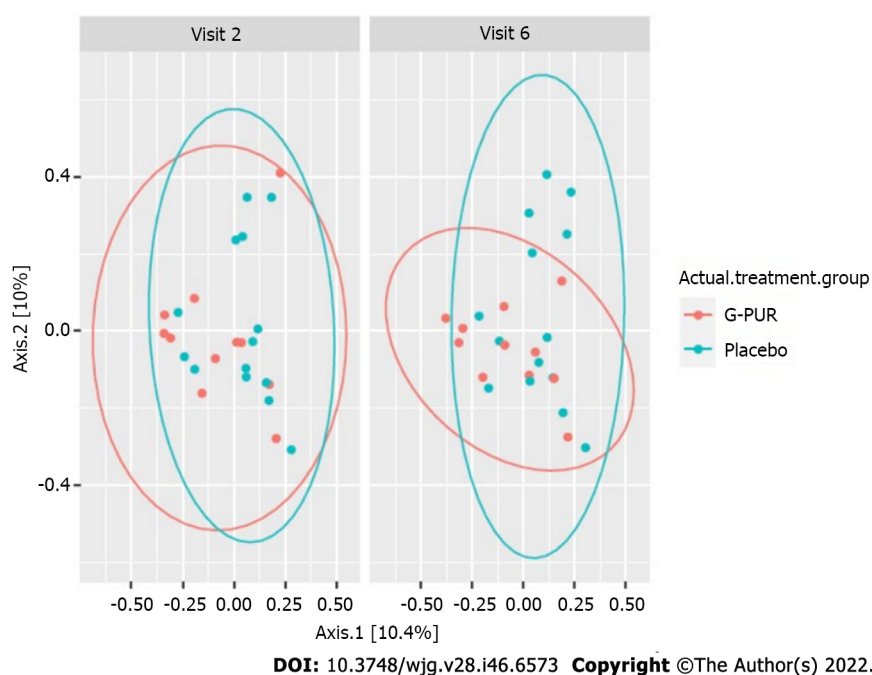


Figure 5 Beta diversity of the gut microbiome by treatment group and visit (longitudinal analysis, statistical methods LefSe and Maaslin).

## CONCLUSION

In conclusion, this randomized placebo-controlled, double-blind pilot study provided evidence that the PCT product G-PUR® can be used safely over a prolonged period of 12 wk for the treatment of patients with IBS-D. A favorable result of G-PUR® was detectable for some symptoms of IBS, *i.e.* abdominal pain and stool consistency. Further, a lower use of rescue medication in the G-PUR® group than in the placebo group and a trend towards greater microbial diversity generally associated with a healthy gut microbiome was observed.

## ARTICLE HIGHLIGHTS

### Research background

Irritable bowel syndrome with diarrhea (IBS-D) is a highly prevalent chronic gastrointestinal disorder with a substantial impact on quality of life. Despite the advancements in the available treatment, there is a need for effective therapy options with a favorable safety profile.

### Research motivation

Previous studies have shown positive effects of clinoptilolite-tuff G-PUR® in multiple indications, especially for its adsorption capacity for a variety of toxins, heavy metals and other undesirable substances. Thus, clinoptilolite-tuff might be an effective therapy in IBS-D.

### Research objectives

The primary objective of this clinical investigation was to assess the relief from IBS-D symptoms after a 12-wk treatment with G-PUR®. The main secondary objectives were to assess the safety and tolerability of treatment with G-PUR®, the impact of treatment on IBS-related symptoms, quality of life and additional exploratory parameters including microbiome analysis.

### Research methods

We performed a randomized, placebo-controlled, double-blind pilot study on 30 patients with IBS-D. Over a treatment period of 12 wk, 14 patients received 2 g of G-PUR® three times daily, and 16 patients received placebo. The response was assessed with validated IBS-D associated symptom questionnaires. Exploratory biomarkers and microbiome data were collected and analyzed.

### Research results

After 12 wk of treatment, the proportions of Subject's Guide of Assessment of Relief responders were comparable in both groups, while after 4 wk of treatment significantly more patients in the G-PUR®

group *vs* placebo group reported complete or considerable relief. An improvement in daily abdominal pain, diarrhea-free days, abdominal pain and stool consistency response was seen in the G-PUR® group compared to the placebo group.

### Research conclusions

In this randomized, double-blind, placebo-controlled study, the purified clinoptilolite-tuff product G-PUR® demonstrated safety and clinical benefit towards some symptoms of IBS-D, representing a promising novel treatment option for these patients.

### Research perspectives

Further research is needed to evaluate clinical efficacy of clinoptilolite-tuff product G-PUR® in larger cohorts.

---

## ACKNOWLEDGEMENTS

We thank myBioma GmbH for the microbiome analyses and designing the corresponding figures for the manuscript.

---

## FOOTNOTES

**Author contributions:** Wolzt M, Moser G, Meisslitzer C, Gouya G and Tschegg C conceptualized the study; Wolzt M, Meisslitzer C, Gouya G, Freissmuth M and Tschegg C designed the methodology; Anderle K, Wolzt M, Moser G, Keip B and Peter J performed the investigation; Anderle K, Wolzt M, Moser G, Keip B, Peter J, Meisslitzer C, Gouya G, Freissmuth M and Tschegg C performed the data curation and reviewed/edited the manuscript for important intellectual content; Gouya G performed the formal analysis of data; Moser G and Freissmuth M performed the data validation; Anderle K wrote the original draft of the manuscript; Wolzt M and Tschegg C provided resources; Keip B and Peter J provided software; Anderle K, Meisslitzer C, Gouya G and Tschegg C performed project administration; Tschegg C and Meisslitzer C were responsible for funding acquisition; Wolzt M and Gouya G performed study supervision; All authors had access to the study data and reviewed and approved the final manuscript.

**Institutional review board statement:** This study was reviewed and approved by the Ethics Committee of Medical University of Vienna (No. 1295/2019), Ethics Committee of Upper Austria (No. 1208/2019) and the Austrian Federal Office for Safety in Health Care (BASG).

**Clinical trial registration statement:** This study was registered at ClinicalTrials.gov registry (Identifier NCT04138186).

**Informed consent statement:** All study participants provided verbal and written informed consent prior to study inclusion.

**Conflict-of-interest statement:** The Medical University of Vienna and Klinikum Wels-Grieskirchen were reimbursed for all trial-related work hours, material and effort spent by the study sponsor. Investigators or study staff did not receive any payment. Michael Freissmuth is the recipient of an unrestricted research endowment by G.H. Glock.

**Data sharing statement:** The data that support the findings of this study are available from the corresponding author upon reasonable request.

**CONSORT 2010 statement:** The authors have read the CONSORT 2010 Statement, and the manuscript was prepared and revised according to the CONSORT 2010 Statement.

**Open-Access:** This article is an open-access article that was selected by an in-house editor and fully peer-reviewed by external reviewers. It is distributed in accordance with the Creative Commons Attribution NonCommercial (CC BY-NC 4.0) license, which permits others to distribute, remix, adapt, build upon this work non-commercially, and license their derivative works on different terms, provided the original work is properly cited and the use is non-commercial. See: <https://creativecommons.org/licenses/by-nc/4.0/>

**Country/Territory of origin:** Austria

**ORCID number:** Karolina Anderle 0000-0002-2572-9995; Michael Wolzt 0000-0001-6049-1890.

**S-Editor:** Fan JR

**L-Editor:** A

**P-Editor:** Fan JR

## REFERENCES

- 1 **Drossman DA**, Hasler WL. Rome IV-Functional GI Disorders: Disorders of Gut-Brain Interaction. *Gastroenterology* 2016; **150**: 1257-1261 [PMID: [27147121](#) DOI: [10.1053/j.gastro.2016.03.035](#)]
- 2 **Mearin F**, Lacy BE, Chang L, Chey WD, Lembo AJ, Simren M, Spiller R. Bowel Disorders. *Gastroenterology* 2016 [PMID: [27144627](#) DOI: [10.1053/j.gastro.2016.02.031](#)]
- 3 **Kim YS**, Kim N. Sex-Gender Differences in Irritable Bowel Syndrome. *J Neurogastroenterol Motil* 2018; **24**: 544-558 [PMID: [30347934](#) DOI: [10.5056/jnm18082](#)]
- 4 **Tanaka Y**, Kanazawa M, Fukudo S, Drossman DA. Biopsychosocial model of irritable bowel syndrome. *J Neurogastroenterol Motil* 2011; **17**: 131-139 [PMID: [21602989](#) DOI: [10.5056/jnm.2011.17.2.131](#)]
- 5 **Engel GL**. The clinical application of the biopsychosocial model. *Am J Psychiatry* 1980; **137**: 535-544 [PMID: [7369396](#) DOI: [10.1176/ajp.137.5.535](#)]
- 6 **Ng QX**, Soh AYS, Loke W, Lim DY, Yeo WS. The role of inflammation in irritable bowel syndrome (IBS). *J Inflamm Res* 2018; **11**: 345-349 [PMID: [30288077](#) DOI: [10.2147/JIR.S174982](#)]
- 7 **Chang FY**, Lu CL, Chen CY, Luo JC. Efficacy of dioctahedral smectite in treating patients of diarrhea-predominant irritable bowel syndrome. *J Gastroenterol Hepatol* 2007; **22**: 2266-2272 [PMID: [17559369](#) DOI: [10.1111/j.1440-1746.2007.04895.x](#)]
- 8 **Cheung KH**, Yuen WL. Treatment of Acute Diarrhoea in Adults with Dioctahedral Smectite (Smecta): A Prospective Randomised Study. *Hong Kong J Emer Med* 2006; **13**: 84-89 [DOI: [10.1177/102490790601300211](#)]
- 9 **Tack JF**, Miner PB Jr, Fischer L, Harris MS. Randomised clinical trial: the safety and efficacy of AST-120 in non-constipating irritable bowel syndrome - a double-blind, placebo-controlled study. *Aliment Pharmacol Ther* 2011; **34**: 868-877 [PMID: [21883322](#) DOI: [10.1111/j.1365-2036.2011.04818.x](#)]
- 10 **Petkov V**, Schütz B, Eisenwagen S, Muss C, Mosgoeller W. PMA-zeolite can modulate inflammation associated markers in irritable bowel disease - an explorative randomized, double blinded, controlled pilot trial. *Neuro Endocrinol Lett* 2021; **42**: 1-12 [PMID: [33930939](#)]
- 11 **Ducrotte P**, Dapoigny M, Bonaz B, Siproudhis L. Symptomatic efficacy of beidellitic montmorillonite in irritable bowel syndrome: a randomized, controlled trial. *Aliment Pharmacol Ther* 2005; **21**: 435-444 [PMID: [15709995](#) DOI: [10.1111/j.1365-2036.2005.02330.x](#)]
- 12 **Laurino C**, Palmieri B. Zeolite: "The magic stone"; Main nutritional, environmental, experimental and clinical fields of application. *Nutr Hosp* 2015; **32**: 573-581 [PMID: [26268084](#) DOI: [10.3305/nh.2015.32.2.8914](#)]
- 13 **Mastinu A**, Kumar A, Maccarinelli G, Bonini SA, Premoli M, Aria F, Gianoncelli A, Memo M. Zeolite Clinoptilolite: Therapeutic Virtues of an Ancient Mineral. *Molecules* 2019; **24** [PMID: [30999685](#) DOI: [10.3390/molecules24081517](#)]
- 14 **Lamprecht J**, Ellis S, Snyman J, Laurens I. The effects of an artificially enhanced clinoptilolite in patients with irritable bowel syndrome. *South Afr Fam Prac* 2017; **59**: 18-22 [DOI: [10.4102/safp.v59i1.4636](#)]
- 15 **Rodriguez-Fuentes G**, Denis A, Álvarez B, Iraizoz A. Antacid drug based on purified natural clinoptilolite. *Micro Mesop Mater* 2006; **94**: 200-207 [DOI: [10.1016/j.micromeso.2006.03.032](#)]
- 16 **Potgieter W**, Samuels CS, Snyman JR. Potentiated clinoptilolite: artificially enhanced aluminosilicate reduces symptoms associated with endoscopically negative gastroesophageal reflux disease and nonsteroidal anti-inflammatory drug induced gastritis. *Clin Exp Gastroenterol* 2014; **7**: 215-220 [PMID: [25061329](#) DOI: [10.2147/CEG.S51222](#)]
- 17 **Gandy JJ**, Laurens I, Snyman JR. Potentiated clinoptilolite reduces signs and symptoms associated with veisalgia. *Clin Exp Gastroenterol* 2015; **8**: 271-277 [PMID: [26346245](#) DOI: [10.2147/CEG.S81929](#)]
- 18 **Lamprecht M**, Bogner S, Steinbauer K, Schuetz B, Greilberger JF, Leber B, Wagner B, Zinser E, Petek T, Wallner-Liebmann S, Oberwinkler T, Bachl N, Schippinger G. Effects of zeolite supplementation on parameters of intestinal barrier integrity, inflammation, redoxbiology and performance in aerobically trained subjects. *J Int Soc Sports Nutr* 2015; **12**: 40 [DOI: [10.1186/s12970-015-0101-z](#)]
- 19 **Kloppers JR**. A randomized controlled trial of Absorbatox™ C35 in Irritable Bowel Syndrome: A pilot study. Institutional Repository of the North-West University 2008
- 20 **Drossman DA**. Functional Gastrointestinal Disorders: History, Pathophysiology, Clinical Features and Rome IV. *Gastroenterology* 2016 [PMID: [27144617](#) DOI: [10.1053/j.gastro.2016.02.032](#)]
- 21 **Tschegg C**, Rice AHN, Grasemann B, Matiassek E, Kobulej P, Dzivák M, Berger T. Petrogenesis of a Large-Scale Miocene Zeolite Tuff in the Eastern Slovak Republic: The Nižný Hrabovec Open-Pit Clinoptilolite Mine. *Econo Geolo* 2019; **114**: 1177-1194 [DOI: [10.5382/econgeo.4679](#)]
- 22 **Tschegg C**, Hou Z, Rice AHN, Fendrych J, Matiassek E, Berger T, Grasemann B. Fault zone structures and strain localization in clinoptilolite-tuff (Nižný Hrabovec, Slovak Republic). *J Structural Geology* 2020; **138**: 104090 [DOI: [10.1016/j.jsg.2020.104090](#)]
- 23 **Deinsberger J**, Marquart E, Nizet S, Meisslitz C, Tschegg C, Uspenska K, Gouya G, Niederdöckl J, Freissmuth M, Wolzt M, Weber B. Topically administered purified clinoptilolite-tuff for the treatment of cutaneous wounds: A prospective, randomized phase I clinical trial. *Wound Repair Regen* 2022; **30**: 198-209 [PMID: [35043507](#) DOI: [10.1111/wrr.12991](#)]
- 24 **Samekova K**, Firbas C, Irrgeher J, Oppen C, Prohaska T, Retzmann A, Tschegg C, Meisslitz C, Tchaikovsky A, Gouya G, Freissmuth M, Wolzt M. Concomitant oral intake of purified clinoptilolite tuff (G-PUR) reduces enteral lead uptake in healthy humans. *Sci Rep* 2021; **11**: 14796 [PMID: [34285282](#) DOI: [10.1038/s41598-021-94245-x](#)]
- 25 **Glock G**. Inventor VALUE PRIVATSTIFTUNG, assignee. Method for removal of heavy metals. United States Patent US8173101B2; 2012
- 26 **Haemmerle MM**, Fendrych J, Matiassek E, Tschegg C. Adsorption and Release Characteristics of Purified and Non-Purified Clinoptilolite Tuffs towards Health-Relevant Heavy Metals. *Crystals* 2021; **11**: 1343 [DOI: [10.3390/cryst11111343](#)]
- 27 **Ranftler C**, Röhrich A, Sparer A, Tschegg C, Nagl D. Purified Clinoptilolite-Tuff as an Efficient Sorbent for Gluten



- Derived from Food. *Int J Mol Sci* 2022; **23** [PMID: 35563533 DOI: 10.3390/ijms23095143]
- 28 **Ranftler C**, Nagl D, Sparer A, Röhrich A, Freissmuth M, El-Kasaby A, Nasrollahi Shirazi S, Koban F, Tschegg C, Nizet S. Binding and neutralization of *C. difficile* toxins A and B by purified clinoptilolite-tuff. *PLoS One* 2021; **16**: e0252211 [PMID: 34043688 DOI: 10.1371/journal.pone.0252211]
  - 29 **EMA CfMPfHuC**. Guideline on the evaluation of medicinal products for the treatment of irritable bowel syndrome. CPMP/EWP/785/97 Rev.1. [cited 25 September 2014]. Available from: [https://www.ema.europa.eu/en/documents/scientific-guideline/guideline-evaluation-medicinal-products-treatment-irritable-bowel-syndrome-revision-1\\_en.pdf](https://www.ema.europa.eu/en/documents/scientific-guideline/guideline-evaluation-medicinal-products-treatment-irritable-bowel-syndrome-revision-1_en.pdf)
  - 30 **FDA**. Guidance for Industry Irritable Bowel Syndrome—Clinical Evaluation of Drugs for Treatment, U.S. Department of Health and Human Services Food and Drug Administration Center for Drug Evaluation and Research (CDER). May 2012. Available from: <https://www.fda.gov/media/78622/download>
  - 31 **Müller-Lissner S**, Koch G, Talley NJ, Drossman D, Rueegg P, Dunger-Baldauf C, Lefkowitz M. Subject's Global Assessment of Relief: an appropriate method to assess the impact of treatment on irritable bowel syndrome-related symptoms in clinical trials. *J Clin Epidemiol* 2003; **56**: 310-316 [PMID: 12767407 DOI: 10.1016/s0895-4356(03)00027-1]
  - 32 **Blake MR**, Raker JM, Whelan K. Validity and reliability of the Bristol Stool Form Scale in healthy adults and patients with diarrhoea-predominant irritable bowel syndrome. *Aliment Pharmacol Ther* 2016; **44**: 693-703 [PMID: 27492648 DOI: 10.1111/apt.13746]
  - 33 **Francis CY**, Morris J, Whorwell PJ. The irritable bowel severity scoring system: a simple method of monitoring irritable bowel syndrome and its progress. *Aliment Pharmacol Ther* 1997; **11**: 395-402 [PMID: 9146781 DOI: 10.1046/j.1365-2036.1997.142318000.x]
  - 34 **Morfeld M**, Kirchberger I, Bullinger M. SF-36 Fragebogen zum Gesundheitszustand: Deutsche Version des Short Form-36 Health Survey. 2., ergänzte und überarbeitete Auflage ed: Hogrefe-Verlag, 2011: 1-221
  - 35 **Herrmann-Lingen C**, Buss U, Snaith RP. Hospital Anxiety and Depression Scale, Deutsche Version (HADS-D). [cited 25 October 2022]. Available from: <https://www.testzentrale.de/shop/hospital-anxiety-and-depression-scale-deutsche-version-69320.html>
  - 36 **Fliege H**, Rose M, Arck P, Levenstein S, Klapp BF. Validierung des "Perceived Stress Questionnaire" (PSQ) an einer deutschen Stichprobe. *Diagnostica* 2001; **47**: 142-152 [DOI: 10.1026/0012-1924.47.3.142]
  - 37 **Moser G**, Trägner S, Gajowniczek EE, Mikulits A, Michalski M, Kazemi-Shirazi L, Kulnigg-Dabsch S, Führer M, Ponocny-Seliger E, Dejaco C, Miehsler W. Long-term success of GUT-directed group hypnosis for patients with refractory irritable bowel syndrome: a randomized controlled trial. *Am J Gastroenterol* 2013; **108**: 602-609 [PMID: 23419384 DOI: 10.1038/ajg.2013.19]
  - 38 **Nutri-Science**, GmbH. Freiburger Ernährungsprotokoll. [cited 25 October 2022]. Available from: <https://www.ernaehrung.de/static/pdf/freiburger-ernaehrungsprotokoll.pdf>
  - 39 **WHO**. Global Physical Activity Questionnaire (GPAQ) – Analysis Guide. [cited 25 October 2022]. Available from: <https://www.who.int/publications/m/item/global-physical-activity-questionnaire>
  - 40 **Immundiagnostik AG**. IDK®IDO activity ELISA, 2021. [cited 25 October 2022]. Available from: <https://www.immundiagnostik.com/en/testkits/k-7726>
  - 41 **Immundiagnostik AG**. IDK®Zonulin (Serum) ELISA, 2021. [cited 25 October 2022]. Available from: <https://www.immundiagnostik.com/en/testkits/k-5601>
  - 42 **Immundiagnostik AG**. IDK®Bile Acids (Stool), photometric, 2021. [cited 25 October 2022]. Available from: <https://www.immundiagnostik.com/en/testkits/k-7878w>
  - 43 **Immundiagnostik AG**. β-Defensin 2 ELISA, 2021. [cited 25 October 2022]. Available from: <https://www.immundiagnostik.com/en/testkits/k-6500>
  - 44 **Immundiagnostik AG**. IDK® Gluten Fecal ELISA, 2021. [cited 25 October 2022]. Available from: <https://www.immundiagnostik.com/de/testkits/kt-5739>
  - 45 **Immundiagnostik AG**. IDK® Zonulin (Stuhl) ELISA, 2021. [cited 25 October 2022]. Available from: <https://www.immundiagnostik.com/de/testkits/k-5600>
  - 46 **Weerts ZZRM**, Masclee AAM, Witterman BJM, Clemens CHM, Winkens B, Brouwers JRB, Frijlink HW, Muris JWM, De Wit NJ, Essers BAB, Tack J, Snijders JTW, Bours AMH, de Ruiter-van der Ploeg AS, Jonkers DMAE, Keszthelyi D. Efficacy and Safety of Peppermint Oil in a Randomized, Double-Blind Trial of Patients With Irritable Bowel Syndrome. *Gastroenterology* 2020; **158**: 123-136 [PMID: 31470006 DOI: 10.1053/j.gastro.2019.08.026]
  - 47 **Nee J**, Ballou S, Kelley JM, Kapchuk TJ, Hirsch W, Katon J, Cheng V, Rangan V, Lembo A, Iturrino J. Peppermint Oil Treatment for Irritable Bowel Syndrome: A Randomized Placebo-Controlled Trial. *Am J Gastroenterol* 2021; **116**: 2279-2285 [PMID: 34319275 DOI: 10.14309/ajg.0000000000001395]
  - 48 **Efskind PS**, Bernklev T, Vatn MH. A Double-Blind Placebo-Controlled Trial with Loperamide in Irritable Bowel Syndrome. *Scand J Gastroenterol* 1996; **31**: 463-468 [PMID: 8734343 DOI: 10.3109/00365529609006766]
  - 49 **Kaplan MA**, Prior MJ, Ash RR, McKonly KI, Helzner EC, Nelson EB. Loperamide-simethicone vs loperamide alone, simethicone alone, and placebo in the treatment of acute diarrhea with gas-related abdominal discomfort. A randomized controlled trial. *Arch Fam Med* 1999; **8**: 243-248 [PMID: 10333820 DOI: 10.1001/archfam.8.3.243]
  - 50 **Cann PA**, Read NW, Holdsworth CD, Barends D. Role of loperamide and placebo in management of irritable bowel syndrome (IBS). *Dig Dis Sci* 1984; **29**: 239-247 [PMID: 6365490 DOI: 10.1007/bf01296258]
  - 51 **Lembo AJ**, Lacy BE, Zuckerman MJ, Schey R, Dove LS, Andrae DA, Davenport JM, McIntyre G, Lopez R, Turner L, Covington PS. Eluxadoline for Irritable Bowel Syndrome with Diarrhea. *N Engl J Med* 2016; **374**: 242-253 [PMID: 26789872 DOI: 10.1056/NEJMoa1505180]
  - 52 **Brenner DM**, Sayuk GS, Gutman CR, Jo E, Elmes SJR, Liu LWC, Cash BD. Efficacy and Safety of Eluxadoline in Patients With Irritable Bowel Syndrome With Diarrhea Who Report Inadequate Symptom Control With Loperamide: RELIEF Phase 4 Study. *Am J Gastroenterol* 2019; **114**: 1502-1511 [PMID: 31356229 DOI: 10.14309/ajg.0000000000000327]
  - 53 **Fadgyas Stanculete M**, Dumitrascu DL, Drossman D. Neuromodulators in the Brain-Gut Axis: their Role in the Therapy

- of the Irritable Bowel Syndrome. *J Gastrointest Liver Dis* 2021; **30**: 517-525 [PMID: [34812436](#) DOI: [10.15403/jgld-4090](#)]
- 54 **Black CJ**, Yuan Y, Selinger CP, Camilleri M, Quigley EMM, Moayyedi P, Ford AC. Efficacy of soluble fibre, antispasmodic drugs, and gut-brain neuromodulators in irritable bowel syndrome: a systematic review and network meta-analysis. *Lancet Gastroenterol Hepatol* 2020; **5**: 117-131 [PMID: [31859183](#) DOI: [10.1016/S2468-1253\(19\)30324-3](#)]
- 55 **Altobelli E**, Del Negro V, Angeletti PM, Latella G. Low-FODMAP Diet Improves Irritable Bowel Syndrome Symptoms: A Meta-Analysis. *Nutrients* 2017; **9** [PMID: [28846594](#) DOI: [10.3390/nu9090940](#)]
- 56 **Black CJ**, Ford AC. Best management of irritable bowel syndrome. *Frontline Gastroenterol* 2021; **12**: 303-315 [PMID: [34249316](#) DOI: [10.1136/flgastro-2019-101298](#)]
- 57 **Chong RHH**, Yaow CYL, Loh CYL, Teoh SE, Masuda Y, Ng WK, Lim YL, Ng QX. Vitamin D supplementation for irritable bowel syndrome: A systematic review and meta-analysis. *J Gastroenterol Hepatol* 2022; **37**: 993-1003 [PMID: [35396764](#) DOI: [10.1111/jgh.15852](#)]
- 58 **Huang H**, Lu L, Chen Y, Zeng Y, Xu C. The efficacy of vitamin D supplementation for irritable bowel syndrome: a systematic review with meta-analysis. *Nutr J* 2022; **21**: 24 [PMID: [35509010](#) DOI: [10.1186/s12937-022-00777-x](#)]
- 59 **Abuelazm M**, Muhammad S, Gamal M, Labieb F, Amin MA, Abdelazeem B, Brašić JR. The Effect of Vitamin D Supplementation on the Severity of Symptoms and the Quality of Life in Irritable Bowel Syndrome Patients: A Systematic Review and Meta-Analysis of Randomized Controlled Trials. *Nutrients* 2022; **14** [PMID: [35807798](#) DOI: [10.3390/nu14132618](#)]
- 60 **Ford AC**, Vandvik PO. Irritable bowel syndrome. *BMJ Clin Evid* 2012; **2012** [PMID: [22296841](#)]
- 61 **Chong PP**, Chin VK, Looi CY, Wong WF, Madhavan P, Yong VC. The Microbiome and Irritable Bowel Syndrome - A Review on the Pathophysiology, Current Research and Future Therapy. *Front Microbiol* 2019; **10**: 1136 [PMID: [31244784](#) DOI: [10.3389/fmicb.2019.01136](#)]
- 62 **Asha MZ**, Khalil SFH. Efficacy and Safety of Probiotics, Prebiotics and Synbiotics in the Treatment of Irritable Bowel Syndrome: A systematic review and meta-analysis. *Sultan Qaboos Univ Med J* 2020; **20**: e13-e24 [PMID: [32190365](#) DOI: [10.18295/squmj.2020.20.01.003](#)]



Published by **Baishideng Publishing Group Inc**  
7041 Koll Center Parkway, Suite 160, Pleasanton, CA 94566, USA

**Telephone:** +1-925-3991568

**E-mail:** [bpgoffice@wjgnet.com](mailto:bpgoffice@wjgnet.com)

**Help Desk:** <https://www.f6publishing.com/helpdesk>

<https://www.wjgnet.com>

