




Microsoft Bing

国内版 国际版

Chorioamnionitis caused by Serratia marcescens in a healthcare wor



Chat with Bing

Sign in

ALLIMAGESVIDEOS

18,900,000 ResultsAny time

Chorioamnionitis caused by Serratia marcescens in a ...  
https://pubmed.ncbi.nlm.nih.gov/28283205

Abstract: The incidence of chorioamnionitis varies widely. The highest incidence is reported in preterm deliveries. Among preterm deliveries, chorioamnionitis usually occurs after preterm premature rupture...  
Cited by: 2Author: Miriam Erenberg, Yeel Yagel, Fernanda P...  
Publish Year: 2017

Chorioamnionitis caused by Serratia marcescens in a ...  
https://www.sciencedirect.com/science/article/pii/S0301211517300970

Apr 01, 2017 - To date, only five cases of chorioamnionitis due to Serratia marcescens were reported, four of them resulted in pregnancy loss. Here we present a case of a pregnant woman with...  
Cited by: 2Author: Miriam Erenberg, Yeel Yagel, Fernanda P...  
Publish Year: 2017

PEOPLE ALSO ASK

Why is Serratia marcescens considered an opportunistic pathogen?


What does Serratia marcescens colony mean?

What infections does S. marcescens cause?

How to treat Serratia marcescens MC1 without nuclease?

Serratia Marcescens

Bacteria



Serratia marcescens is a species of rod-shaped, Gram-negative bacteria in the family Yersiniaceae. It is a facultative anaerobe and an opportunistic pathogen. It was discovered in 1819 by Bartolomeo Bizio in Padua, Italy. S. marcescens is commonl... +

Wikipedia

Higher classification: Serratia

Scientific name: Serratia marcescens

Kingdom: Bacteria






Family: Enterobacteriaceae

Class: Gammaproteobacteria

Order: Enterobacterales

People also search for

See all (20+)



ALL IMAGES VIDEOS

24,400 Results Any time ▾

**Chorioamnionitis caused by *Serratia marcescens* in a ...**<https://pubmed.ncbi.nlm.nih.gov/28283205>

Abstract. The incidence of **chorioamnionitis** varies widely. The highest incidence is reported in preterm deliveries. Among preterm deliveries, **chorioamnionitis** usually occurs after preterm premature rupture of membranes (PPROM). To date, only five **cases of chorioamnionitis due to *Serratia marcescens*** were reported.

**Cited by:** 2**Author:** Miriam Erenberg, Yael Yagel, Fernan...**Publish Year:** 2017**A Rare Case of *Serratia* Sepsis and Spontaneous Abortion | ...**<https://www.nejm.org/doi/full/10.1056/NEJM200302133480723>

We describe a **case of *Serratia marcescens* chorioamnionitis associated with bacteremia and spontaneous abortion**. A 38-year-old woman (gravida 1, para 0) with a 19-week intrauterine pregnancy presented...

**Cited by:** 7**Author:** Brent J. Prosser, James Horton**Publish Year:** 2003

## PEOPLE ALSO ASK

What infections does *S. marcescens* cause? ▾Why is *Serratia marcescens* considered an opportunistic pathogen? ▾Can *S marcescens* cause endocarditis? ▾What is the dominant site of colonization for *S. marcescens*? ▾

Feedback

***Serratia Marcescens* Outbreak Associated With Extrinsic ...**<https://www.cambridge.org/core/journals/infection...> ▾

Jan 02, 2015 · Infants who did not develop ***S marcescens* infection** or colonization were selected randomly as controls. Results: Thirty-two patients met the case definition. On multivariate analysis: independent risk factors for ***S marcescens* infection** or colonization were



国内版 国际版

Chorioamnionitis caused by *Serratia marcescens* in a healthcare wor



ALL IMAGES VIDEOS

25,100 Results

Any time ▾

We report an outbreak of **neurosurgical site infections** caused by *Serratia marcescens* after craniotomy in a tertiary care hospital. Between August 6 and 21, 2018, five cases of early-onset SSI caused by *S. marcescens* after craniotomy were recorded in a 1786-bed tertiary care hospital.

Cited by: 1

Publish Year: 2020

[Outbreak investigation of \*Serratia marcescens\* ...](#)

[aricjournal.biomedcentral.com/articles/10.1186/s13756-020-00725-6](https://aricjournal.biomedcentral.com/articles/10.1186/s13756-020-00725-6)

Was this helpful?

#### PEOPLE ALSO ASK

Why is *Serratia marcescens* considered an opportunistic pathogen? ▾

What infections does *S. marcescens* cause? ▾

How many species of *Serratia* are there? ▾

What is the dominant site of colonization for *S. marcescens*? ▾

Feedback

[Chorioamnionitis caused by \*Serratia marcescens\* in a ...](#)

<https://pubmed.ncbi.nlm.nih.gov/28283205>

Abstract. The incidence of chorioamnionitis varies widely. The highest incidence is reported in preterm deliveries. Among preterm deliveries, chorioamnionitis usually occurs after preterm premature rupture of membranes (PPROM). To date, only five cases of chorioamnionitis due to *Serratia marcescens* ...

Cited by: 2

Author: Miriam Erenberg, Yael Yagel, Fernanda P...

Publish Year: 2017

[Chorioamnionitis caused by \*Serratia marcescens\* in a ...](#)

<https://www.sciencedirect.com/science/article/pii/S0301211517300970>

Apr 01, 2017 - To date, only five cases of chorioamnionitis due to *Serratia marcescens* were