



60001-Manuscript-File-revision.docx

Quotes Included  
Bibliography Included0%  
SIMILAR

## Match Overview

There are no matching sources for this report.

**Name of the Journal:** World Journal of Clinical Cases**Manuscript NO:** 00724070 (invited manuscript)**Manuscript Type:** REVIEW ARTICLE*Review article***Chiari malformations in children - an overview****Peter Spazzapan, Roman Bosnjak, Borut Prestor, Tomaz Velnar,**

Chiari malformations in children - an overview



Sign in



ALL

IMAGES

VIDEOS

5,570,000 Results

Any time ▾

## Chiari Malformation Type I in Children

- Overview. A Chiari malformation (CM) is a problem with how the brain sits in the skull. The brain normally sits fully...
- Causes. Doctors don't know the exact cause of a congenital Chiari malformation type I. A problem during fetal growth...
- Symptoms. Your child may not have any symptoms. Or symptoms may develop slowly over time.

[More ...](#)

## Chiari Malformation Type I in Children

[www.valleychildrens.org/neurosciences/conditions/chiari-malformation-type-i-in...](http://www.valleychildrens.org/neurosciences/conditions/chiari-malformation-type-i-in...)

Was this helpful?

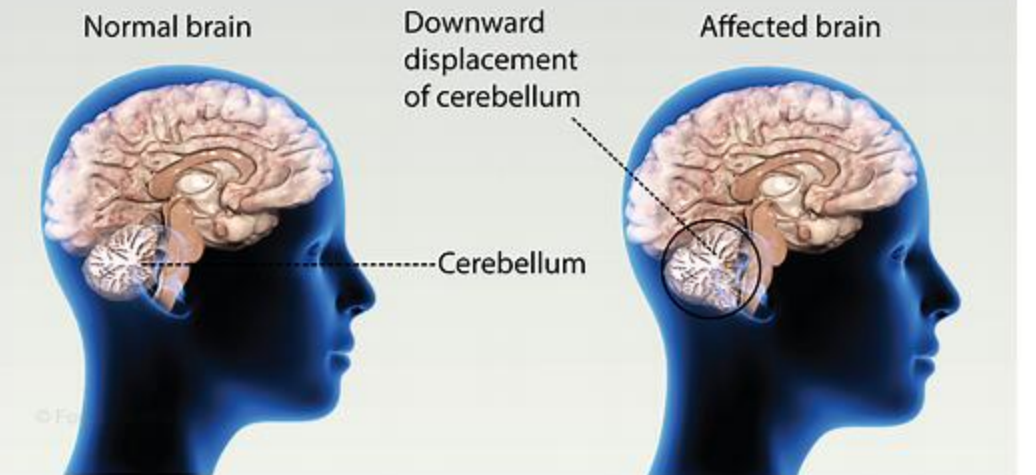
### PEOPLE ALSO ASK

How serious is Chiari malformation?

## Chiari 1 Malformation

Medical Condition

Severe headache, neck pain, changes in balance, vision and speech



A rare condition in which the brain tissue extends into the spinal canal.

Common (More than 200,000 cases per year in US)

Often requires lab test or imaging

Treatment from medical professional advised



Chiari malformations in children - an overview



Sign in



ALL

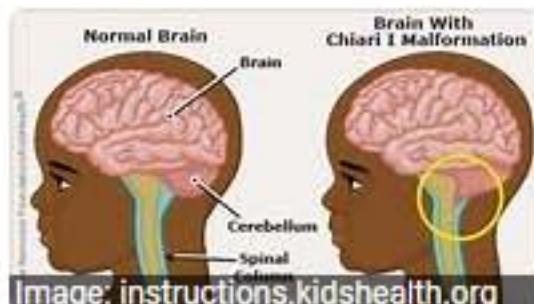
IMAGES

VIDEOS

5,250,000 Results

Any time ▾

**Chiari malformation** type II almost always affects **children** who have **spina bifida** and develops before birth. Most **children** with type II **Chiari malformation** need surgery. **Chiari malformation** type III is very serious, but rare. In this type, some parts of the brain may protrude from the skull.



[Chiari Malformation | Boston Children's Hospital](#)

[www.childrenshospital.org/conditions-and-treatments/conditions/c/chiari-malf...](http://www.childrenshospital.org/conditions-and-treatments/conditions/c/chiari-malf...)

Was this helpful?



## PEOPLE ALSO ASK

How serious is Chiari malformation? ▾

What are the treatment options for Chiari malformation? ▾

What is the recovery process of Chiari malformations? ▾

## Chiari 1 Malformation

Medical Condition

A rare condition in which the brain tissue extends into the spinal canal.

Common (More than 200,000 cases per year in US)

Often requires lab test or imaging

Treatment from medical professional advised

Can be lifelong

Chiari malformation results from a structural defect at the back of the head in the region where the brain meets the spinal cord. Severe headaches and neck pain, associated with other nerve related symptoms such as changes in balance, vision, and speech may be noted. The mode of treatment is based on the type and severity of symptoms. Treatment may include pain medications or surgery.

### Symptoms

激活 Windows

转到“设置”以激活 Windows。



5,220,000 Results

Any time ▾

Sometimes, children with Chiari I malformation can also have:

- a syringomyelia (ser-in-go-my-ILL-ee-uh): a fluid-filled space within the spinal cord
- hydrocephalus (hi-droh-SEF-eh-less): a buildup of spinal fluid in the spaces deep within the brain
- sleep apnea: periods when breathing stops during sleep
- scoliosis: curvature of the spine

[More ...](#)

[Chiari I Malformation \(for Parents\) - Nemours KidsHealth](#)

 [kidshealth.org/en/parents/chiari.html](https://kidshealth.org/en/parents/chiari.html)

Was this helpful?  

PEOPLE ALSO ASK

- How serious is Chiari malformation? ▾
- What are the treatment options for Chiari malformation? ▾
- What is the recovery process of Chiari malformations? ▾
- What are the diagnostic tests for Chiari malformation? ▾

Feedback

[Chiari malformation - Symptoms and causes - Mayo Clinic](#)


<https://www.mayoclinic.org/diseases-conditions/...> ▾

# Chiari 1 Malformation


Medical Condition

A rare condition in which the brain tissue extends into the spinal canal.

 Common (More than 200,000 cases per year in US)

 Often requires lab test or imaging

 Treatment from medical professional advised

 Can be lifelong

Chiari malformation results from a structural defect at the back of the head in the region where the brain meets the spinal cord. Severe headaches and neck pain, associated with other nerve related symptoms such as changes in balance, vision, and speech may be noted. The mode of treatment is based on the type and severity of symptoms. Treatment may include pain medications or surgery.

## Symptoms

Most people with Chiari malformations do not present any signs or symptoms. Signs and symptoms of Chiari malformation are noted during late childhood or adulthood.

Symptoms are related to:

- Increased pressure on the brain
- Displacement of a part of the cerebellum into the upper portion of spinal canal
- Improper flow of the cerebrospinal fluid across the brain and spinal cord
- Build- up of the cerebrospinal fluid in the brain or spinal cord

Commonly noted symptoms include:

- Severe headache, especially following a cough or sneeze