

ing

国内版

国际版

Inadvertent globe penetration during retrobulbar anesthesia: A case



ALL

IMAGES

VIDEOS

58,500 Results

Any time ▾

[Inadvertent Globe Perforation during Retrobulbar and ...](#)

<https://www.sciencedirect.com/science/article/pii/S0161642091322620>

Apr 01, 1991 · The authors report a series of 20 eyes from 20 patients in whom **inadvertent perforation** of the **globe** occurred during local **anesthesia** for ocular surgery. Perforation resulted **from retrobulbar anesthesia** in 18 eyes and from **peribulbar anesthesia** in 2 eyes.

Cited by: 306

Author: Jay S. Duker, Jonathan B. Belmont, Willia...

Publish Year: 1991

[Management of inadvertent needle penetration resulting in ...](#)

<https://www.sciencedirect.com/science/article/pii/S2451993617303432>

Jun 01, 2018 · 3. Discussion. Needle **penetration** of the **globe during retrobulbar** and peribulbar injections are an uncommon, known complication of periocular injections.2, 3, 4 Risk factors include increased axial length, previous scleral buckling procedures, injection by non-ophthalmologists, poor patient cooperation **during** the injection, and use of sharp needles. 2 Pain, change in vision, hypotony ...

Author: Kimberly D. Tran, Ashley M. Crane, H...

Publish Year: 2018

[Cluster of four cases of inadvertent injury to the globe ...](#)

<https://bj.o.bmj.com/content/82/7/849.5> ▾

Jul 01, 1998 · Editor,—A cluster of four cases in 4 months of **inadvertent** injury of the **globe** after peribulbar anaesthesia (PBA) administered by both anaesthetists and ophthalmologists has led us to **review** their risk factors, management, and outcome with respect to the **literature**.1-5 Despite varying symptoms the common sign of **inadvertent** injury was vitreous haemorrhage either preoperatively or ...

Cited by: 4

Author: Sean Chen, Mark Cahill, Peter Barry

Publish Year: 1998

Microsoft Bing

国内版

国际版

57,600 ResultsAny time

Chat with Bing

Sign in

Add the Olive with Bing extension

Search Tools

Turn off Hover Translation (关闭)

Make a difference for a nonprofit, simply by searching on Bing.

MAYBE LATER

YES

Inadvertent globe penetration during retrobulbar anesthesia: A case

ALL

IMAGES

VIDEOS

Endophthalmitis due to inadvertent globe penetration ...

<https://www.sciencedirect.com/science/article/pii/S0886335009002594>

Jun 01, 2009 The retrobulbar injection technique is a common procedure in ophthalmic practice. Complications of the procedure from the relatively commonly encountered retrobulbar hemorrhage to life-threatening respiratory arrest have been reported. 1 We present a case of bacterial endophthalmitis after globe perforation due to a retrobulbar injection. Case report

Cited by: 1

Author: Ying Han, Har Hiu Lam, Jay M. Stewart

Publish Year: 2009

Cluster of four cases of inadvertent injury to the globe ...

<https://bj.o.bmj.com/content/82/7/849.5>

Jul 01, 1998 PBA was first promoted as a safer alternative to retrobulbar anaesthesia (RBA) but a prospective comparative study has not been undertaken.6 The advantages of PBA include reduced incidence of inadvertent penetration of intraconal tissues which can result in brain stem anaesthesia while the disadvantages include inadequate akinesia in up to 50% of cases.1 2 Ocular factors such as ...

Cited by: 4

Author: Sean Chen, Mark Cahill, Peter Barry

Publish Year: 1998

Imaging Features of a Retinal Detachment and Secondary ...

<https://journals.sagepub.com/doi/full/10.1177/2474126420965345>

globe penetration with RD is a rare but potentially sight threatening complication of peribulbar anesthesia. Diagnosis can be challenging because of the infrequency of occurrence and delays in ...

Author: Joshua Lim, Andrew S.H. Tsai, Andrew ...

Publish Year: 2020

Management of inadvertent needle penetration resulting in ...

<https://europepmc.org/articles/PMC5956806>

Apr 19, 2018 Needle penetration of the globe during retrobulbar and peribulbar injections are an uncommon, known complication of periocular injections.2, 3, 4 Risk factors include increased axial length, previous scleral buckling procedures, injection by non-ophthalmologists, poor patient cooperation during the injection, and use of sharp needles.2 Pain, change in vision, hypotony and altered red reflex may be early signs of globe penetration.4 Sequelae of globe penetration ...

Author: Kimberly D. Tran, Ashley M. Crane, Harr...

Publish Year: 2018

Management of inadvertent needle penetration resulting in ...

<https://www.sciencedirect.com/science/article/pii/S2451993617303432>

Jun 01, 2018 Needle penetration of the globe during retrobulbar and peribulbar injections are an uncommon, known complication of periocular injections.2, 3, 4 Risk factors include increased axial length, previous scleral buckling procedures, injection by non-ophthalmologists, poor patient cooperation during the injection, and use of sharp needles.2 Pain, change in vision, hypotony and altered red reflex may be early signs of globe penetration.4 Sequelae of globe penetration ...

Author: Kimberly D. Tran, Ashley M. Crane, Harr...

Publish Year: 2018

Management of globe perforation during cataract surgery ...

<https://www.sciencedirect.com/science/article/pii/S2214167717300029>

Apr 01, 2017 Complications related to periocular injections associated with globe rupture, including innocuous subconjunctival hemorrhage to intracranial diffusion, have been described. 11 Inadvertent globe perforation by a regional eye block has a reported incidence of 0.9 in 10 000 cases of retrobulbar anesthesia and 1 in 16 000 cases of peribulbar anesthesia. 12

Inadvertent ocular perforation and intravitreal injection ...

<https://www.researchgate.net/publication/11395584>

Physicians should remember that CNV can occur as an unusual late complication of ocular penetration during retrobulbar anesthesia. ... Case report. The case is presented of a 32 year-old male with ...

1

2

3

4

5

>

增值电信业务经营许可证: 合字02-20090007 京ICP备10036305号 京公网安备11010802022657号

Privacy and Cookies

Legal

Advertise

Help


Feedback

© 2021 Microsoft

10-Jan-2021 07:33PM


2097 words • 26 matches • 10 sources

FAQ




61130_Auto_EditedC.docx


Quotes Included
Bibliography Included
11%
SIMILAR



Name of Journal: *World Journal of Clinical Cases*



Manuscript NO: 61130



Manuscript Type: CASE REPORT

Inadvertent globe penetration during retrobulbar anesthesia: A case report

Dai Y *et al.* Globe penetration during retrobulbar anesthesia

Ying Dai, Tao Sun, Jun-Fang Gong

Abstract

BACKGROUND

To report the possible reasons of needle perforation, complications related to perforation and clinical management of subretinal hemorrhage (SRH) **during retrobulbar injection.**

CASE SUMMARY

Match Overview

1

Crossref 53 words
Wolfgang F. Schrader, Marc Schalgus, Evelyn Schneider, Tatjana Jostfova. "Risks and sequelae of scleral perfora ...

2%

2

Internet 50 words
crawled on 15-Oct-2020
www.vignet.com

2%

3

Crossref 32 words
Cimesz, G. "Effects of intravitreal ropivacaine on retinal ...
closure and integrity in the guinea pig", *Current Therapeut*

1%

4

Crossref 28 words
"Atlas of Ocular Trauma", Springer Science and Business
Media LLC, 2019

1%

5

Internet 18 words
crawled on 21-Jan-2020
www.dovepress.com

1%

6

Crossref 14 words
Hossein Moon, Dae Yeong Lee, Dong Heun Nam. "Triman
wall Technique Using Assistant-Controlled Light Probe Illu

1%

7

Internet 14 words
crawled on 27-Jan-2020
ispublishing.alibab.com/windows.net






1%

8

Internet 11 words
crawled on 02-Jul-2016
ophthalmology/times.modernmedicine.com

1%

PAGE: 1 OF 9

Text-Only Report

国内版 国际版

Inadvertent globe penetration during retrobulbar anesthesia: A case



ALL IMAGES VIDEOS

58,000 Results

Any time ▾

Open links in new tab



Management of inadvertent needle penetration resulting in ...

<https://www.sciencedirect.com/science/article/pii/S2451993617303432>

Jun 01, 2018 · Needle penetration of the globe during retrobulbar and peribulbar injections are an uncommon, known complication of periocular injections.^{2, 3, 4} Risk factors include increased axial length, previous scleral buckling procedures, injection by non-ophthalmologists, poor patient cooperation during the injection, and use of sharp needles. ² Pain, change in vision, hypotony and altered red reflex may be early signs of globe penetrance. ⁴ Sequelae of globe ...

Author: Kimberly D. Tran, Ashley M. Crane, H... Publish Year: 2018

Endophthalmitis due to inadvertent globe penetration ...

<https://www.sciencedirect.com/science/article/pii/S0886335009002594>

Jun 01, 2009 · The retrobulbar injection technique is a common procedure in ophthalmic practice. Complications of the procedure from the relatively commonly encountered retrobulbar hemorrhage to life-threatening respiratory arrest have been reported. ¹ We present a case of bacterial endophthalmitis after globe perforation due to a retrobulbar injection. Case report

Cited by: 1 Author: Ying Han, Har Hiu Lam, Jay M. Stewart

Publish Year: 2009

Cluster of four cases of inadvertent injury to the globe ...

<https://bj.o.bmj.com/content/82/7/849.5> ▾

Jul 01, 1998 · PBA was first promoted as a safer alternative to retrobulbar anaesthesia (RBA) but a prospective comparative study has not been undertaken.⁶ The advantages of PBA include reduced incidence of inadvertent penetration of intraconal tissues which can result in brain stem anaesthesia while the disadvantages include inadequate akinesia in up to 50% of cases.^{1 2} Ocular factors such as ...

Cited by: 4 Author: Sean Chen, Mark Cahill, Peter Barry

Publish Year: 1998

Management of macular epiretinal membrane secondary to ...

<https://www.ncbi.nlm.nih.gov/pmc/articles/PMC3730509>

Retrobulbar and peribulbar routes of ocular anesthesia carry a small risk of rare but severe complications; and inadvertent penetration of eyeball with the injection needle is a well-known hazard.^[1,2,3] Globe perforation may be accompanied by more severe consequences than penetration, although injection of a large volume of anesthetic into the eye can occasionally have acute sequences, that is, globe rupture...