

Articles

Case law

My library

Any time

Since 2015

Since 2014

Since 2011

Custom range...

Sort by relevance

Sort by date

☒ include patents☒ include citations☐ Create alert

[PDF] Impact of BRAF, MLH1 on the incidence of microsatellite instability high **colorectal** cancer in populations based study

..., A Goel, M Hafezi, M Nouraie, H **Ashktorab** - Mol ... , 2008 - [biomedcentral.com](#)

... Mitra Hafezi - Hafezi@yahoo.edu; Mehdi Nouraie - Nouraie@howard.edu; **Hassan Ashktorab*** - hashktorab@howard ... 15]. It is now widely accepted that spo- radic **colorectal** cancers frequently ... MMR pathway is primarily responsible for **colon** cancer development in families with ...

Cited by 51 Related articles All 15 versions Cite Save More

[PDF] from [biomedcentral.com](#)

[HTML] Distinct BRAF (V600E) and KRAS mutations in high microsatellite instability sporadic **colorectal** cancer in African Americans

..., DT Smoot, M Nouraie, EL Lee, H **Ashktorab** - Clinical Cancer ... , 2009 - AACR

... Requests for reprints: **Hassan Ashktorab**, Cancer Center and Department of Medicine, Howard University College of Medicine ... Clin Cancer Res 2003;9:1112-7. Abstract/FREE Full Text. ↵

Ashktorab H, Smoot DT ... **Intestinal** floras of populations that have a high risk of **colon** cancer. ...

Cited by 48 Related articles All 7 versions Cite Save

[HTML] from [aacrjournals.org](#)

[HTML] Case-control study of vitamin D, dickkopf homolog 1 (DKK1) gene methylation, VDR gene polymorphism and the risk of **colon** adenoma in African Americans

H **Ashktorab**, B Nguza, M Fatemi, M Nouraie, DT Smoot... - PloS one, 2011 - [dx.plos.org](#)

... X. Carlos A. Camargo Jr, Affiliation: Department of Emergency Medicine, Massachusetts General Hospital, Harvard Medical School, Boston, Massachusetts, United States of America. X. **Hassan** Brim ... Copyright: © 2011 **Ashktorab** et al. ... One weakness is the **small** sample size. ...

Cited by 8 Related articles All 12 versions Cite Save More

[HTML] from [plos.org](#)

Risk of advanced proximal neoplasms in asymptomatic adults according to the distal **colorectal** findings

TF Imperiale, DR Wagner, CY Lin... - New England journal ... , 2000 - Mass Medical Soc

... cancer at a rate of about 1 percent per year,1 it is unclear whether **smaller polyps** with histologic ...

Alessandro Repici, Cesare **Hassan**, Franco Radaelli, Pietro Occhipinti, Claudio De Angelis, Fabio

Romeo, Silvia Paggi, Silvia Saettone ... (2013) Management of **small** and diminutive ...

Cited by 1049 Related articles All 5 versions Cite Save

Randomized comparison of surveillance intervals after colonoscopic removal of newly diagnosed adenomatous **polyps**

SJ Winawer, AG Zauber, MJ O'Brien... - ... England Journal of ... , 1993 - Mass Medical Soc

Name of journal: *World Journal of Gastroenterology*

ESPS Manuscript NO: 17388

Manuscript Type: ORIGINAL ARTICLE

Prospective Study

Can optical diagnosis of small colon polyps be accurate? Comparing standard scope without narrow banding to high definition scope with narrow banding

Ashktorab H *et al.* Optical assessment and colon polyps diagnosis

Hassan Ashktorab, Firoozeh Etaati Rezaeean, Mehdi Nouraie, Mansour Paydar, Hassan Hassanzadeh Namin, Andrew Sanderson, Rehana Begum, Kawtar Alkhalloufi, Hassan Brim, Adeyinka O Laiyemo

Hassan Ashktorab, Firoozeh Etaati Rezaeean, Mehdi Nouraie, Mansour Paydar, Hassan Hassanzadeh Namin, Andrew Sanderson, Rehana Begum, Kawtar Alkhalloufi, Hassan Brim, Adeyinka O Laiyemo, Department of Medicine and Cancer

Match Overview

1	CrossCheck 175 words Luis C Sabbagh. "Narrow-band imaging does not improve detection of colorectal polyps when compared to conventional colonoscopy." <i>Journal of the American College of Gastroenterology</i> 2010;115(12):1750-1756.	3%
2	Internet 174 words crawled on 20-May-2010 www.medicalnewstoday.com	3%
3	Internet 116 words crawled on 10-Jun-2015 www.wjgnet.com	2%
4	Internet 47 words crawled on 14-Oct-2014 gut.bmj.com	1%
5	Internet 41 words crawled on 24-Jan-2015 www.empactconsortium.com	1%
6	Internet 27 words crawled on 10-Aug-2015 www.aetna.com	<1%
7	Internet 27 words crawled on 09-Sep-2009 www.jgld.ro	<1%
8	CrossCheck 26 words Banks, Matthew R. "High resolution colonoscopy in a biennial cancer screening program improves polyp detection." <i>Gastroenterology</i> 2010;118(5):950-956.	<1%
9	CrossCheck 24 words W. Kessler. "A quantitative assessment of the risks and cost savings of forgoing histologic examination of diminutive polyps." <i>Journal of the American College of Gastroenterology</i> 2010;115(12):1750-1756.	<1%

Article types

[Customize ...](#)

Publication dates

[Custom range...](#)

[Clear all](#)

[Show additional filters](#)

 No items found.






Search details

optical[All Fields] AND ("diagnosis"
[Subheading] OR "diagnosis"[All
Fields] OR "diagnosis"[MeSH Terms])
AND ("Small"[Journal] OR "small"[All
Fields]) AND ("colonic polyps"[MeSH

[See more...](#)

Recent Activity

[Turn Off](#) [Clear](#)

-  [Can optical diagnosis of small colon polyps be accurate? Comparin... \(0\)](#) PubMed
-  [Xanthogranulomatous cholecystitis mimicking gallbladder carcinoma... \(](#) PubMed
-  [Colitis-associated colon cancer : Is it in your genes? \(0\)](#) PubMed
-  [A General Introduction to the E-utilities - Entrez Programming Utilities Help](#)
-  [PubMed Help - PubMed Help](#)

[See more...](#)



Can optical diagnosis of small colon polyps be accurate? Comparing stan



[网页](#) [购物](#) [视频](#) [图片](#) [新闻](#) [更多 ▾](#) [搜索工具](#)

找到约 661 条结果 (用时 0.29 秒)

Su1120 Impact of Small Intestine Contrast Ultrasonography ...

<https://www.deepdyve.com/.../su1120-impact-of-small-intestine...> ▾ [翻译此页](#)

Read "Su1120 Impact of Small Intestine Contrast Ultrasonography in the Management of Crohn. ... Su1119 Can Optical Diagnosis of Small Colon Polyps Be Accurate: Comparing Standard Endoscope Without Narrow. Loading next page... 1 Page ... and more. All the latest content is available, no embargo periods.

MED.00077 In-Vivo Analysis of Gastrointestinal Lesions

https://www.anthem.com/medicalpolicies/.../mp_pw_a050516.h... ▾ [翻译此页](#)

In-vivo analysis, including but not limited to chromoendoscopy, confocal laser ... carmine dye (n=321) or high-definition white light (standard) colonoscopy (n=339). A total of 228 individuals with a total of 296 colorectal lesions were studied. the accuracy of polyp characterization using optical diagnosis compared with ...

Use of narrow band imaging in a group endoscopy practice

www.ncbi.nlm.nih.gov > ... > Literature > PubMed Central (PMC) - [翻译此页](#)

作者 : P Yachimski - 2013 - [相关文章](#)

2013年12月9日 - There was no difference in rate of NBI use when comparing EGD with or ... of images using a charge-coupled device and high definition digital imaging. ... Among techniques for enhanced optical diagnosis, narrow band imaging (NBI) ... of Barrett's esophagus and endoscopic diagnosis of colorectal polyps.

[PDF] Electronic chromoendoscopy - American Society for ...

www.asge.org/.../Electronic_%20chromoendoscopy.pdf ▾ [翻译此页](#)

Standard and high-definition white-light imaging ... definition (HD) CCD chips offer images in either 4:3 or ... NBI is an endoscopic optical image enhancement tech- tients by using NBI compared with no patients by using diagnosis of intestinal metaplasia and dysplasia of the small polyps for pathology evaluation.