

国内版

国际版

Microsoft Bing

Chat with Bing

Sign in

Hepatocellular carcinoma in non-alcoholic fatty liver disease – a gro

ALLIMAGESVIDEOS

223,000 ResultsAny time

Importance: Non-alcoholic fatty liver disease (NAFLD) is a **rapidly growing cause of chronic liver disease** and is becoming a leading cause of hepatocellular carcinoma (HCC) in many developed countries. This presents major challenges for the surveillance, diagnosis and treatment of HCC.

Hepatocellular carcinoma in non-alcoholic fatty liver ...
pubmed.ncbi.nlm.nih.gov/33575290/

Was this helpful?

PEOPLE ALSO ASK

What is hepatocellular carcinoma in patients with non alcoholic fatty liver disease?

What is nonalcoholic fatty liver?

Which is the most common chronic liver disease?

Can a person with cirrhosis have NAFLD and HCC?

Feedback

Hepatocellular carcinoma in non-alcoholic fatty liver ...
<https://pubmed.ncbi.nlm.nih.gov/33575290>

Hepatocellular Carcinoma

Medical Condition

The most common form of liver cancer often seen in people with chronic liver diseases like cirrhosis.

- Rare (Fewer than 200,000 cases per year in US)
- May be preventable by vaccine
- Often requires lab test or imaging
- Treatment from medical professional advised
- Can last several months or years

Caused mainly due to the chronic infection of the liver or DNA mutation of the liver cells. Characterized by unexplained weight loss, upper abdominal pain and yellowing of the skin. Treatment options include hepatectomy, target drug delivery and the use of radiation to kill the cancerous cells.

Symptoms

The early stages of the disease do not present any symptoms but in the later stages the symptoms which are noted are as follows:

- Upper abdominal pain
- Weight loss
- Jaundice
- Fluid in the abdomen

Abstract Importance: **Non-alcoholic fatty liver disease** (NAFLD) is a rapidly **growing** cause of chronic liver disease and is becoming a leading cause of **hepatocellular carcinoma (HCC)** in many developed countries. This presents major **challenges** for the surveillance, diagnosis and treatment of HCC.



Author: Daniel Geh, Derek M. Manas, Helen L. Reeves, Helen L. Reeves

Cited by: 1

Publish Year: 2021

[Hepatocellular carcinoma in non-alcoholic fatty liver ...](#)

pubmed.ncbi.nlm.nih.gov/33575290/

Was this helpful?  

PEOPLE ALSO ASK

Which is the most progressive form of non alcoholic fatty liver disease? ▾

Who is still at risk for hepatocellular carcinoma (HCC)? ▾

Which is the best treatment for hepatocellular carcinoma? ▾

Feedback

[Hepatocellular carcinoma in non-alcoholic fatty liver ...](#)


<https://pubmed.ncbi.nlm.nih.gov/33575290>

Aug 08, 2019 · Abstract. Importance: **Non-alcoholic fatty liver disease (NAFLD)** is a rapidly growing cause

22-Jul-2021 02:11 PM

4703 words checked • 6 sources

FAQ

iThenticate®

65732-Review-check (2).docx

Quotes Excluded
Bibliography Excluded

2%
Similarity

Name of Journal: *World Journal of Hepatology*

Manuscript NO: 65732

Manuscript Type: MINIREVIEWS

Hepatocellular carcinoma in non-alcoholic fatty liver disease - a growing challenge

Mattos AZ *et al.* Hepatocellular carcinoma in NAFLD

Ângelo Z Mattos, Jose D Debes, Renu Dhanasekaran, Jihane N Benhammou, Marco Arrese, André Luiz V Patrício, Amanda C Zilio, Angelo A Mattos

Abstract

Match Overview

1	Internet 20 words crawled on 09-Sep-2019 journals.plos.org	<1%
2	Internet 15 words crawled on 08-Jan-2010 www.innovations-report.com	<1%
3	Internet 14 words crawled on 05-May-2021 www.frontiersin.org	<1%
4	Internet 13 words crawled on 03-Sep-2020 www.ncbi.nlm.nih.gov	<1%
5	Crossref 12 words Julia Kozlina "Genetic Risk Factors and Disease Modifier of Nonalcoholic Steatohepatitis", <i>Gastroenterology Clinics of</i>	<1%
6	Internet 12 words crawled on 24-Oct-2020 www.nature.com	<1%

PAGE 1 OF 15

Text-Only Report

国内版

国际版

Hepatocellular carcinoma in non-alcoholic fatty liver disease: A grc



ALL

IMAGES

VIDEOS

28,000 Results

Any time ▾

Importance: **Non-alcoholic fatty liver disease** (NAFLD) is a rapidly **growing** cause of chronic liver disease and is becoming a leading cause of **hepatocellular carcinoma** (HCC) in many developed countries. This presents major **challenges** for the surveillance, diagnosis and treatment of HCC.

Author: Daniel Geh, Derek M. Manas, Helen L. Reeves, Helen L. Reeves

Cited by: 1

Publish Year: 2021

[Hepatocellular carcinoma in non-alcoholic fatty liver ...](#)

pubmed.ncbi.nlm.nih.gov/33575290/

Was this helpful?



PEOPLE ALSO ASK

Which is the most progressive form of non alcoholic fatty liver disease?



Which is the best treatment for hepatocellular carcinoma?



Who is still at risk for hepatocellular carcinoma (HCC)?



Which is the leading cause of death in cirrhosis of the liver?



Feedback

[Hepatocellular carcinoma in non-alcoholic fatty liver ...](#)

<https://pubmed.ncbi.nlm.nih.gov/33575290>

Aug 08, 2019 · Abstract. Importance: **Non-alcoholic fatty liver disease** (NAFLD) is a rapidly growing cause of chronic liver disease and is becoming a leading cause of **hepatocellular carcinoma** (HCC) in many developed countries. This presents major challenges for the surveillance, diagnosis and treatment of HCC. Objective: To discuss the clinical challenges faced by clinicians in managing the rising ...

Cited by: 1

Author: Daniel Geh, Derek M. Manas, Helen L. R...