



Telemedicine in inflammatory bowel diseases: A new brick in the medicine of the future?

Antonietta Gerarda Gravina, Raffaele Pellegrino, Tommaso Durante, Giovanna Palladino, Rossella D'Onofrio, Simone Mammone, Giusi Arboreto, Salvatore Auletta, Giuseppe Imperio, Andrea Ventura, Mario Romeo, Alessandro Federico

Specialty type: Medical laboratory technology

Provenance and peer review: Invited article; Externally peer reviewed.

Peer-review model: Single blind

Peer-review report's scientific quality classification

Grade A (Excellent): A

Grade B (Very good): 0

Grade C (Good): C

Grade D (Fair): D

Grade E (Poor): 0

P-Reviewer: Cao HC, China; Wen XL, China; Zhang XL, China

Received: June 22, 2023

Peer-review started: June 22, 2023

First decision: July 5, 2023

Revised: July 12, 2023

Accepted: July 31, 2023

Article in press: July 31, 2023

Published online: September 20, 2023



Antonietta Gerarda Gravina, Raffaele Pellegrino, Giovanna Palladino, Rossella D'Onofrio, Simone Mammone, Giusi Arboreto, Salvatore Auletta, Giuseppe Imperio, Andrea Ventura, Mario Romeo, Alessandro Federico, Department of Precision Medicine, University of Campania "Luigi Vanvitelli", Naples 80138, Italy

Tommaso Durante, Mental Health Department, "S. Pio" Hospital, Benevento 82100, Italy

Corresponding author: Antonietta Gerarda Gravina, MD, PhD, Assistant Professor, Department of Precision Medicine, University of Campania "Luigi Vanvitelli", Via L. de Crecchio, Naples 80138, Italy. antoniettagerarda.gravina@unicampania.it

Abstract

Inflammatory bowel disease (IBD) is a chronic digestive disease that requires continuous monitoring by healthcare professionals to determine the appropriate therapy and monitor short-term and long-term complications. The progressive development of information technology has enabled healthcare personnel to deliver care services to patients remotely. Therefore, various applications of telemedicine in IBD management have evolved, including telemonitoring, teleconsulting, teleducation, telenursing, telenutrition, and telepathology. While evidence has been provided for some telemedicine applications, targeted studies are still required. This review summarises the major studies that have evaluated telemedicine and its application in the management of IBD.

Key Words: Inflammatory bowel disease; Crohn's disease; Ulcerative colitis; Telemedicine; Telemonitoring; Telenutrition; Telepathology; Teleducation; Telepsychology

©The Author(s) 2023. Published by Baishideng Publishing Group Inc. All rights reserved.

Core Tip: The progressive development of technology has provided new telehealth tools for gastroenterologists to manage patients with inflammatory bowel disease. Through online platforms, simple e-mails, phone calls, and websites, physicians can monitor patients, adapt therapies, summon patients in case of alerts or red flags, and communicate with them. However, there is a need to scientifically test these methods by comparing them with the standard of care to determine whether these forms of care are superimposable, or at least comparable.

Citation: Gravina AG, Pellegrino R, Durante T, Palladino G, D'Onofrio R, Mammone S, Arboretto G, Auletta S, Imperio G, Ventura A, Romeo M, Federico A. Telemedicine in inflammatory bowel diseases: A new brick in the medicine of the future? *World J Methodol* 2023; 13(4): 194-209

URL: <https://www.wjgnet.com/2222-0682/full/v13/i4/194.htm>

DOI: <https://dx.doi.org/10.5662/wjm.v13.i4.194>

INTRODUCTION

Inflammatory bowel diseases (IBD) include ulcerative colitis (UC) and Crohn's disease (CD). They are characterised by chronic, self-sustained digestive inflammation with a relapsing and remitting course that leads to disability, reduced quality of life (QoL), and increased healthcare costs[1].

At present, the exact etiopathogenesis of IBD remains to a large extent, unclear. However, it is believed that it may be the product of a series of complex interactions between genetic (as well as genomic and epigenomic) factors related to the colonic mucosal immune system and gut microbiota. This creates an imbalance in gastrointestinal inflammatory homeostasis by activating the inflammatory process and upregulating proinflammatory cytokines at the expense of anti-inflammatory cytokines[1]. IBD has a significant epidemiological burden. The incidence and prevalence of IBD are steadily increasing, with the highest incidence rates in Western and Northern Europe and North America. The most frequent age range at diagnosis is 16–35 years, and about 6%–7% of newly diagnosed patients are children younger than 15 years[2].

The chronic and relapsing nature of IBD poses the problem of inducing and maintaining remission to avoid developing short-term and long-term complications, disability, and the onset of neoplasia[3,4]. To this end, it is mandatory to continuously monitor various outcomes (*e.g.*, clinical, biochemical, and endoscopic) to weigh the therapeutic efficacy in both the initiation and maintenance phases of treatment to reduce the recurrence rate and minimise complications[5]. Such monitoring is traditionally performed during regular outpatient visits, determination of hematochemical indices, and instrumental investigations, mainly endoscopic exams[5].

However, there is an increasing need to initiate a digital transition in IBD medicine to achieve multiparametric clinical benefits, ranging from increased therapeutic adherence to close monitoring with feasibility in terms of economic sustainability and reduction in healthcare costs[6,7].

The gradual shift from symptom-oriented to prevention-oriented approaches has promoted and accelerated the development of mobile health technologies with the potential to radically transform healthcare delivery[8].

Despite the availability of various digital health tools, there are still no specific codified recommendations regarding which telehealth tools are the best for patients with IBD, the precise indications and contraindications, or the outcomes they can weigh most effectively and safely.

This Narrative Review aims to provide primary evidence on telemedicine applications, specifically in the setting of IBD.

TELEMEDICINE: GENERAL CONSIDERATIONS

Telemedicine: Definitions and applications

Telemedicine uses technological tools to provide medical care (from diagnosis to treatment) from a distance[9].

The need for a proper definition of telemedicine is challenging in the early stages of testing and implementation. More than fifteen years ago, a peer review of one hundred and four different definitions of telemedicine allowed telemedicine to be defined as “Telemedicine being a subset of telehealth, uses communications networks for delivery of healthcare services and medical education from one geographical location to another, primarily to address challenges like uneven distribution and shortage of infrastructural and human resources”[10].

Several aspects must be addressed when approaching the subject of telemedicine. First, while it offers the possibility of providing care with greater immediacy and constancy, and at a potentially better cost-benefit ratio, there are several aspects to be considered. Specifically, those related to privacy, confidentiality, and the need to achieve adequate information transparency with prior informed consent well-stated by the patient have already been stigmatized[9].

Telemedicine is not a particularly recent technique, but pioneering examples were found even before the 2000s. The telepsychiatry system was established in 1959 at the University of Nebraska School of Medicine[11]. However, the modern era of telemedicine occurred later in 1968 when a multispecialty telemedicine system was established at Massachusetts General Hospital and offered to workers and passengers at Logan International Airport[11].

Examples of national telehealth programmes can be identified later, in the 1980s, by the Norwegian government to provide health services to isolated portions of the population in rural areas with difficult access to health care. Similar services were offered in Australia, Canada, Japan, and the United States[12]. Since the 1990s, telemedicine has undergone marked growth in the technologies used and territorial implementation[11].

Bashshur *et al*[13] presented a telemedicine taxonomy by identifying three dimensions (functionality, application, and technology). Functionality, in turn, is divided into consultation, diagnosis, mentoring, and monitoring applications, and into specialty, disease, site, and treatment. Finally, technology was divided into synchronicity, networks, and connectivity. This is called the "three-dimensional model"[13].

Synchronicity is an important term in the telemedicine glossary in that telemedicine can be carried out as much in an "asynchronous" sense as in the case of diagnostic images or surveys as in a "synchronous" mind, for example, in remote medical examinations[14]. The need for greater connectivity has increased dramatically in recent decades. This can be partly explained by the extensive advances in digital technology, which have made it increasingly easy to connect patients and healthcare providers remotely[14]. Easy access to scientific sources also lays the foundation for continuing medical education at a distance[12]. This could also be relevant in the field of IBD, given the continuous progress made in medical and surgical science in this field.

Telemedicine offers several benefits. The first is the possibility of improving access to health services and increasing the spread with which these are delivered[12]. Second, it is possible to enhance the degree to which patients and healthcare providers are informed while setting up systems for quality control and improving the feasibility of screening programmes[12].

As telemedicine should affect IBD, we need to consider that it is a chronic condition with a very often unpredictable course and epidemiology that deeply affects younger populations[15]. Telemedicine can interject itself into these difficulties and provide support in monitoring the disease (telemonitoring), providing medical care and choices (teleconsulting), educating patients about IBD and its management (teleducation), and managing the nutritional aspects (telenu-trition) (Figure 1).

Already two meta-analyses on telehealth in IBD have shown that current evidence may justify a role for it in the treatment of IBD[16,17]. This finding seems to be most evident for QoL in adolescents and in the reduction in the number of outpatient visits[16].

The patient's point of view: Perspectives and beliefs related to telehealth

Regardless of the remote care technique employed, IBD patients must benefit and accept it. Several studies before and after the coronavirus disease 2019 (COVID-19) pandemic weighed the expectations and perspectives of IBD patients in this regard. However, while there are benefits of non-invasive and continuous healthcare, there is also a need to ensure equity in the delivery of telemedicine and assurance of confidentiality[18]. Therefore, the voice of the patient, the recipient of these services, must be carefully heard.

A systematic review conducted by Al Khoury *et al*[19] identified that the highest expectations experienced by patients with IBD were pain control, endoscopic reporting in the normal range, and adequate QoL. Additionally, some patients wanted to be informed by gastroenterologists about their IBD. However, one of the most interesting elements that emerged was the propensity of patients toward e-health tools that were deemed feasible and acceptable.

Beyond healthcare, e-health resources are also potential sources of information for patients with IBD. For example, an extensive survey involving more than 300 patients with IBD revealed that, while the healthcare team was the preferred source of medical information, the second favourite source was the Internet[20]. Approximately 80% of the participants had searched the Internet for information about IBD, and approximately 30% did so at least once a week. In this study, patients were given a website for consultation, as recommended by health professionals.

This survey provides a source of food for further research. First, there probably needs to be an effort by health professionals to alert patients to potential sources of misinformation on the Web. Indeed, the concept of "infodemic" to which patients are subjected has emerged with COVID-19 more and more strongly[21].

Several surveys were conducted during the pandemic to weigh the beliefs and perceptions of physicians involved in managing IBD and patients suffering from healthcare consequences.

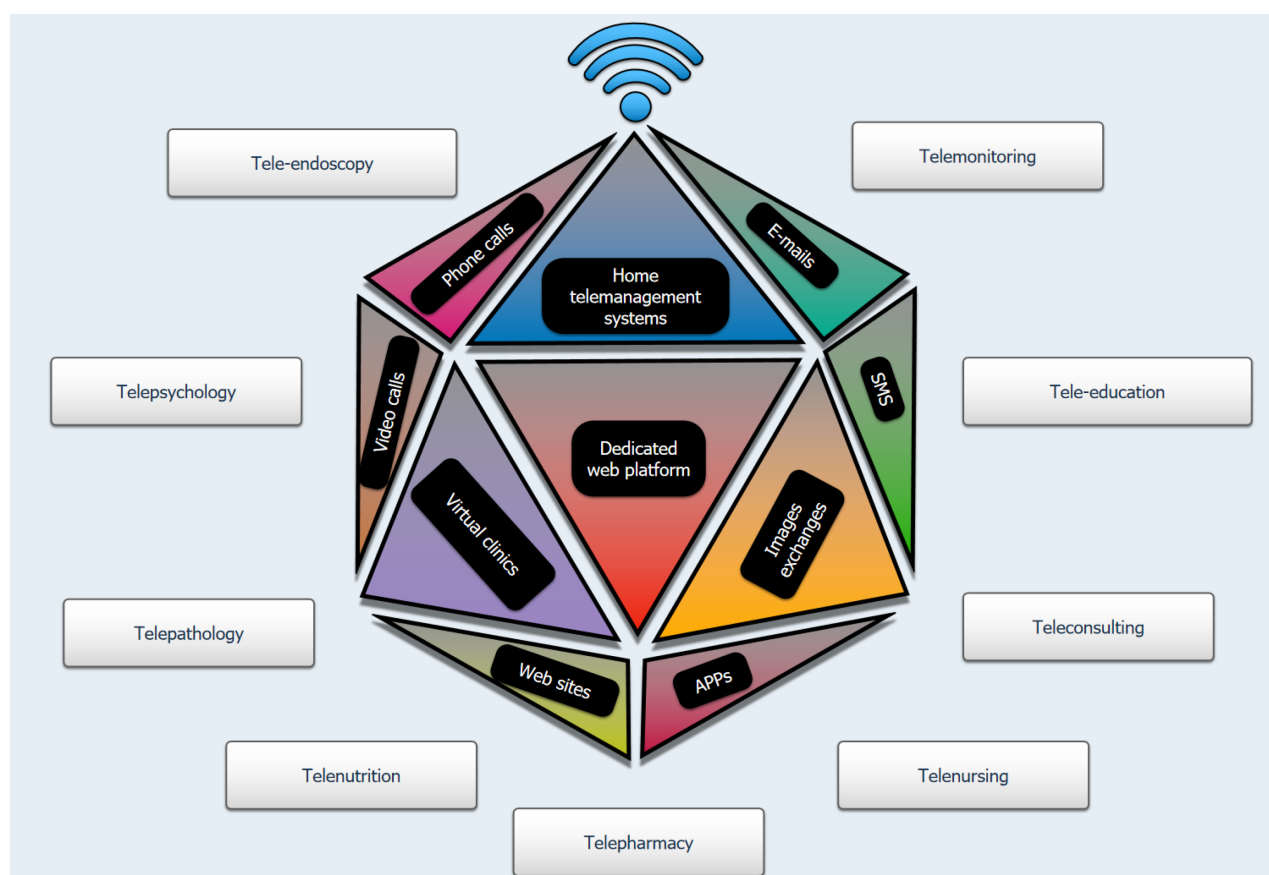
Patient beliefs regarding the relationship between IBD and COVID-19 are among the major issues to be addressed by busy gastroenterologists during the pandemic.

For example, a Portuguese survey recorded how patients believed they were at an increased risk of severe COVID-19 if they had active IBD or were taking corticosteroids within three months[22]. In addition, Pellegrino *et al*[23] reported a reduction in therapeutic adherence during outpatient follow-up during the COVID-19 pandemic at a referral IBD centre in southern Italy by employing a remote questionnaire-based interview.

Additionally, in an Indian survey, patients reported similar fears aimed at patients in remission in most or all-controlled clinical activities in which telemedicine methods had also been applied in most of the sample[24]. The authors reported reduced involuntary adherence (due to the unavailability of medication, financial constraints, and difficulty in reaching dedicated health facilities) with increased disease activity. In addition, the authors recorded an involuntary need to switch therapies due to the unavailability of previous therapies.

In addition, a French survey examined how telemedicine met with some success in terms of preference by healthcare personnel and a sample of patients during the COVID-19 pandemic[25]. However, an element that emerged in this survey was the need for a filter because disease flare-ups require in-person consultation.

Indeed, one cannot analyse the changes forced by the restrictions of the pandemic on remote medicine systems without considering that not all age groups have overlapping adaptive capacities. Moum *et al*[26], for example, showed in an analysis of more than 500 patients with IBD that although the preferred follow-up method was outpatient visits, the under-50 age group preferred telephone follow-up more than the older age group. Unsurprisingly, another study showed



DOI: 10.5662/wjm.v13.i4.194 Copyright ©The Author(s) 2023.

Figure 1 Telehealth modality proposed in the management of inflammatory bowel diseases. Various data-obtaining and telecommunication systems can be established between patients and physicians engaged in the direction of inflammatory bowel diseases (IBD) management. Combining these data and interactions leads to the genesis of various telemedicine applications in the IBD setting to ensure a range of outcomes (*i.e.*, clinical, therapeutic, diagnostic, nutritional, psychological, *etc.*).

that younger patients were more prone to use telemedicine[27]. However, other evidence has shown encouraging results regarding the involvement of older adults in telemedicine systems, especially with the advent of the COVID-19 pandemic [28].

Another system by which patients with IBD can receive remote healthcare is through social media (*e.g.*, Facebook, Instagram, LinkedIn, Twitter). A survey conducted in 2020 on over 100 patients with IBD (with an average age of 47 years) showed that Facebook and Instagram were the social networks most frequently used by patients. Of these, approximately 30% used social media concerning their IBD (*i.e.*, for information about IBD, for support and coping strategies, to improve their anxiety levels, and to connect with other IBD patients)[29]. In addition, most participants (72.3%) reported wanting to receive telemedicine through society.

The use of social services for this purpose was also evaluated in settings where healthcare became complex, that is, in rural locations. For example, an experiment conducted in the rural community of West Virginia involving over 600 patients with IBD confirmed that Facebook and Instagram were the preferred social platforms, and over 90% of the sample desired to receive care from their physicians through them[30].

Ultimately, different voices emerged in different geographical settings, with a common matrix of good acceptability/preference for telehealth tools by IBD patients.

The COVID-19 pandemic helped accelerate the implementation of telemedicine in the management of IBD: From pandemic damage to the possibilities of remote medicine

In 2019, the outbreak of severe acute respiratory syndrome coronavirus-2 (SARS-CoV-2), a beta-coronavirus, arose in the Wuhan district of China and gradually acquired characteristics defined as a pandemic by the World Health Organization [31]. Although the diction of SARS-Cov-2 emphasizes the primary pulmonary involvement of the disease, it has gradually emerged that the condition could also affect the gastrointestinal tract as much as nonspecific clinical manifestations (such as vomiting/nausea, abdominal pain, and diarrhoea), as with direct organ damage as in hepatitis[32]. Furthermore, gastrointestinal involvement is associated with a worse intrahospital prognosis and requires intensive care[32]. Nevertheless, severe gastrointestinal disorders related to COVID-19 have been reported[33-35]. Additionally, suspicions have been raised regarding the possible role of SARS-CoV-2 in triggering the onset of *de novo* IBD[36]. The gastroenterological world has been strongly advocating preserving patients with IBD and those who are chronic and require continuous care over time. Telemedicine has accelerated abruptly to address this need[37]. The COVID-19 pandemic has

drastically occupied beds in hospital facilities, resulting in the closure of outpatient facilities for emergency management and the reshuffling of healthcare personnel by redirecting them to COVID-19 centres. Therefore, the need for telemedicine arose from an unquantifiable set of requirements for IBD patients, impacted by the priority that COVID-19 patients had acquired (such as management of moderate-severe cases, severe acute UC, complicated CD, chronic control of biologic therapy, and oncologic surveillance of patients with long-standing IBD)[38].

Telemonitoring during pandemics has often been mandated in territories affected by lockdowns. Nevertheless, an economic analysis has also suggested telemonitoring as a cost-effective strategy for improving quality-adjusted life-years and costs of care[39].

All these events have, in the gastroenterology research landscape, resulted in substantial growth of studies examining the potential of telehealth in the IBD patient (Figure 2).

TELEMONITORING IN IBD

Definitions

Medical telemonitoring is a continuous or non-continuous monitoring process generally applied to chronic diseases, allowing healthcare providers to monitor and interpret patient data to make decisions about the health of the monitored patient[40]. Over time, several modalities have been outlined for applying information technology to telemonitoring for IBD. For example, some studies have examined home tele management systems and website-based systems as the most straightforward systems for the exchange of emails or phone calls between physicians and patients[41].

Many studies conducted on telemonitoring also included telemonitoring components because they provided information and educational content to patients about their IBD[42,43].

Cross group's experiences with the home automated tele management system

The United States Cross Group evaluated several applications of the home automated tele management (HAT) system for IBDs in subsequent studies. The HAT system consists of three elements: A patient unit, a server supporting decision-making, and a web portal for physicians[44]. However, this system has not been applied to many patients with IBD. The first component was a laptop that served patients for self-testing. This concept is based on the genesis of alerts exhibited to clinicians (*i.e.*, alert systems) from a dedicated web system when the patient's self-reported values exceed certain predetermined thresholds. The main variables collected by the authors were based on a numerical scale to weigh symptoms, compliance with medical therapy, body weight, and adverse events related to treatment.

In 2006, the first uncontrolled and nonrandomised pilot study enrolled five patients with CD and five with UC (almost all Caucasians) with a mean age of approximately 48 years. None of the patients exhibited severe disease activity. Several interesting findings emerged from the study, including the fact that 20% of the participants had not been previously educated about computer use. All patients found HAT feasible and easy to use without a special commitment to their daily lives by ensuring weekly completion[44].

The same group conducted a subsequent HAT-based study in 2007 on 25 patients with IBD, with a mean age of 43 years. In this study, the feasibility and patient acceptance of HAT re-emerged. During the study, which took place over six months of follow-up, there was a reduction in disease activity and indices of inflammation (*i.e.*, C-reactive protein and erythrocyte sedimentation rate). This was also accompanied by an increased QoL and patient self-awareness of IBD[45].

The authors also evaluated patients' preferences for HAT by confirming their acceptability in a survey of patients included in HAT studies[46].

Finally, the cross-group conducted a randomised controlled trial on HAT targeting 25 UC patients on HAT *vs* 22 on the standard of care with a follow-up in both groups of one year[47]. However, during the study, 11 patients dropped out of the HAT group, and at the end of the follow-up, the authors concluded that there was a lack of reduction in disease activity as well as a failure to increase therapeutic adherence. Nevertheless, corrective analyses revealed a modest increase in QoL. However, this study was limited by its small sample size, which might have revealed only gross differences between the groups; the fact that there was a significant proportion of patients in long-term remission; and the dropout rate in the intervention group.

Ultimately, this system showed excellent patient acceptability and feasibility in all studies. However, as described, the data on QoL and impact on therapeutic compliance and disease activity were discordant and inconclusive, probably because of the small sample size common to all three studies.

However, these experiences, while home-based, have been among the starting points for more modern expressions of telehealth and do not require special hardware devices to be placed in patients' homes.

The gradual evolution toward more immediate systems: The "Constant-Care" web-based telemonitoring

The rapid and recent evolution of the Internet has resulted in the development of numerous online computer platforms, from real-time chat systems and emails to online portals dedicated to health. Thus, the concept of eHealth (the use of telecommunications and information technology in healthcare services) emerged. The concept of eHealth has been introduced for the development of portable medical devices.

A Danish group employed a web-based telemonitoring system called Constant-Care embedded explicitly in a dedicated website (www.constant-care.dk), validated in an initial study conducted over a decade ago in 21 patients with mild-to-moderate UC[48]. The authors assessed various outcomes from education (*i.e.*, knowledge of IBD), QoL, anxiety, and depression levels. While no particular impact was recorded on the QoL and mood (*i.e.*, anxiety and depression), the systems showed excellent feasibility and acceptance by patients and increased knowledge of their disease. The same

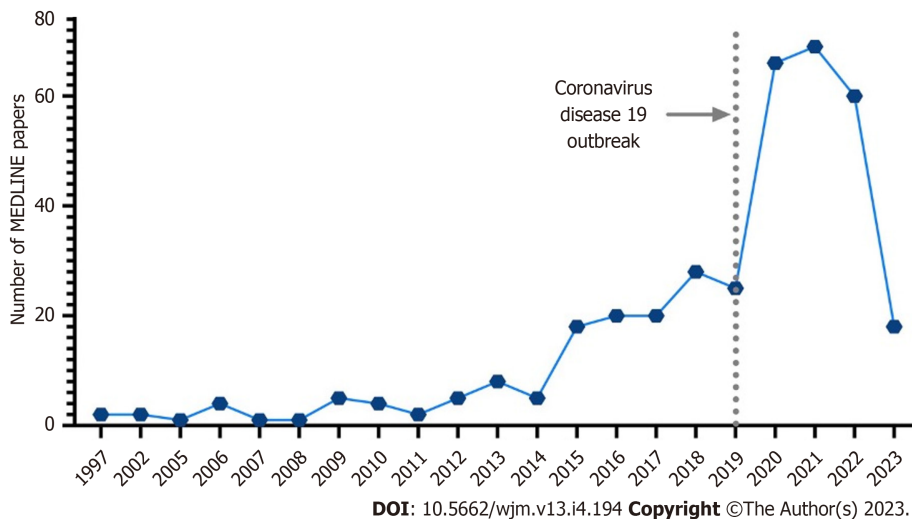


Figure 2 Trends in telehealth research before and after the coronavirus disease 2019 outbreak. Conducting a simple search in papers indexed in MEDLINE, it is glaring how since 2019 (the year in which the onset of today's coronavirus disease 2019 pandemic falls), there has been significant growth in papers produced combining telehealth with inflammatory bowel diseases (IBD). We also note, predictably, that before 2019 the mass of papers on IBD gradually showed a gradual growth trend in the period 1992-2008. The search for such data in this figure stopped on 2 April, 2023.

group later conducted a randomised controlled trial on the same platform, including over 300 patients with mild-to-moderate UC on first-line therapy with 5-aminosalicylate acid derivatives, randomised into two groups (constant care *vs* usual care) for one year[49]. In contrast to the first study, in addition to the confirmation of feasibility/acceptance by patients, there was an increase in therapeutic adherence and QoL compared to the control and a decrease in the number of outpatient visits and the average patient/year costs. However, there was no impact on the frequency of IBD flare-ups, hospitalisation, or surgical outcomes.

Moreover, the Constant-Care platform has been used to optimise infusion sessions in patients with CD undergoing intravenous therapy with infliximab. In detail, Pedersen *et al*[50] in an initial pilot study included 27 patients with CD on maintenance infliximab therapy for 52 wk of follow-up (reached in the majority of the sample). The authors recorded the platform data regarding symptomatology and CD activity of the patients weekly, and faecal calprotectin levels were recorded weekly. All these parameters were computed into a score (*i.e.*, inflammatory burden score) adopted by the authors to classify patients into a visual colour system (green, yellow, or red zones) to refer yellow and red patients for medical consultation. An interesting element emerging from this pilot study was the high rate of therapeutic change: 39% of the sample obtained therapeutic optimisation, while 50%, on the contrary, achieved longer intervals between infusion sessions. Pedersen *et al*[51] applied the same platform in a prospective open-label study targeting 95 patients with mild-to-moderate UC on mesalazine therapy for three months showing excellent results on the therapeutic adjustment of its dosages. Patients were required to complete the simple clinical colitis activity index each week and their faecal calprotectin values were recorded. Again, the authors, employing these variables, calculated an equal inflammatory burden score, similar to what was done in a previous study of CD patients. There was a significant reduction in the simple clinical colitis activity index score and faecal calprotectin levels. Through this form of monitoring, the authors reduced the dosage of mesalazine in a quarter of the patients at week 3, in half of the subjects at week 5 and in almost all patients (88%) at week 12.

Subsequently, Carlsen *et al*[52] applied a monthly Constant-Care web application (www.young.constant-care.com) to paediatric patients with IBD, significantly reducing outpatient visits and school absences in the constant-care group compared to the control group, which followed classic quarterly outpatient monitoring. There were no significant differences in therapeutic adherence or QoL between the intervention and control groups. An interesting finding was the excellent acceptability (81% adherence) in a complex setting, such as paediatrics.

Other experiences based on telemonitoring systems using web-based systems

Other web-based portals have been implemented to establish telemonitoring for patients with IBD. For example, de Jong *et al*[53], in 2017, examined a telemonitoring system (myIBD Coach) in a randomised trial. This system is a webpage accessible from tablets and smartphones for the monthly monitoring of disease activity levels, therapeutic adherence, adverse drug events, nutritional status, anxiety and depression levels, and other outcomes (such as physical activity and patients' ability to self-manage). Physicians can monitor these parameters, communicate with patients, and use the e-learning modules. The authors assigned more than 450 patients to the myIBD Coach group and 444 to the usual care group. The study's primary results were a significant reduction in hospital access for outpatient visits and the number of hospitalisations in the myIBD Coach group.

A further randomised trial compared the web-based system on the platform "Telemonitorización de la Enfermedad de Crohn's Disease y Colitis Ulcerosa or Telemonitoring of Crohn's Disease and Ulcerative Colitis" (TECCU) *vs* usual care and telemedicine by phone calls by examining clinical outcomes (*i.e.*, clinical remission at week 24, QoL, therapeutic adherence, adverse events to therapies, social activities, hospitalisations, IBD surgery, number of outpatient visits)[54]. In

these three study arms (21 patients per group) consisting of patients on immunosuppressive therapy, the TECCU group had the highest remission rate, the best disease activity scores, and reduced faecal calprotectin values.

Cross *et al*[55], to overcome the limitations of the HAT system, also evaluated another web-based telemedicine system [*i.e.*, telemedicine for Patients with IBD (TELE-IBD)] based on text messages. A three-arm randomised trial (TELE-IBD administered every week, TELE-IBD every two weeks, and a standard care group) involved more than 300 patients with IBD with at least one disease flare-up tracked in the previous two years. The trial showed improved disease activity and QoL, and reduced hospitalisations in the TELE-IBD group; however, no clear superiority of TELE-IBD over the standard of care was demonstrated. Schliep *et al*[56] conducted a follow-up analysis of the data from the already mentioned TELE-IBD trial by Cross *et al*[55], who conducted a specific analysis on the levels of depressive symptoms (assessed with the Mental Health Inventory 5) and QoL (set using the Short Form 12) and showed that text message-based monitoring did not increase depressive symptoms and QoL.

A trial based on web-based telemonitoring with text messages was conducted by Bilgrami *et al*[57] in 222 IBD patients with at least one exacerbation in the previous two years compared with usual care. Again, no particular difference emerged in the outcomes assessed between the telemonitoring and standard of care groups (*i.e.*, self-efficacy and patient activation).

An additional platform in this context is the EasyMICI-MaMICI® studied in a randomised controlled trial directed at patients with active IBD *vs* standard of care and showed improved QoL and satisfaction in the included patients (*i.e.*, 54 IBD patients) and reduced outpatient visits[58]. EasyMICI-MaMICI® includes a smartphone-accessible app (EasyMICI) and online portal system (MaMICI). This platform provides a method for data collection and enables communication between users and caregivers.

Ghoshal *et al*[59], in 2021, employed a web-based platform video/audio consultation during the COVID-19 pandemic in 50 IBD patients reviewing IBD activity, anxiety levels, QoL, and probable COVID-19 symptoms, and recorded a comparable SARS-Cov-2 infection rate in IBD *vs* non-IBD controls, and QoL comparable or better than before the pandemic.

Ultimately, web-based systems have been among the most abundantly tested and have provided interesting results, as described above, regarding first-level outcomes in IBD (*i.e.*, clinical remission rates and hospitalisations).

More accessible telemonitoring systems: Use of phone calls, text messages, e-mails or apps

Telehealth strategies that do not use complex online platforms or home-based telemonitoring systems should certainly be included in the analysis of telemonitoring, as well as in systems that have tools within everyone's reach, such as simple short message service messages, emails, or even simpler phone calls between healthcare caregivers and patients with IBD.

Examples of such methodologies can already be found several years ago. In 2009, a retrospective study was conducted by Torrejón Herrera *et al*[60], who aimed to collect care data from the Crohn's Colitis Care Unit at Vall d'Hebron University Hospital in Spain over nine years (*i.e.*, 1999 to 2007). They collected data from 1784 patients and observed how remote tools (telephone and fax) were employed more often than presentational activities. The Crohn's Colitis Care Unit also used a web-based system (which recorded over 3500 registered IBD users and over 150000 visits).

Other examples can be traced to the paediatric population. For instance, Heida *et al*[61] telemonitored 160 patients aged 10 to 19 years through the use of e-mail and phone calls. They found an increase in the patients' self-efficacy and acceptance of telemedicine. The authors also recorded significant economic gains and reduced the number of in-person visits in the telemonitoring group.

Pinto *et al*[62] telemonitored 21 patients with CD and 56 patients with UC *via* telephone calls during the COVID-19 pandemic through a collection of patient-reported outcomes to assess disease activity and adopt treatment adjustments.

Few studies have examined cell phone applications as tools for IBD settings. Among them, a study conducted by Echarri *et al*[63] evaluated the Harvey-Bradshaw index self-administered *via* an app (*i.e.*, the MediCrohn Study) by patients to determine if their results agreed with the same index calculated in the hospital by a physician. The study found a high percentage of concordance between the Harvey-Bradshaw index assessed by the app and that assessed by the physician. Another study by McCombie *et al*[64] using a telemonitoring system for outpatients employing two smartphone apps (*i.e.*, "IBDsmart" for symptoms and "IBDoc" for faecal calprotectin monitoring) and comparing it with usual care leaned toward the efficacy and acceptability of the telemonitoring system finding it particularly effective when used in patients with mild to moderate disease not recently diagnosed with a reduction in outpatient visits. Similar results were reported in a randomised trial by Östlund *et al*[65]. Again, participants found self-monitoring using a home faecal calprotectin assay and a digital application feasible and appreciated.

Finally, the study conducted by Zhen *et al*[66] involved the use of an app (*i.e.*, "HealthPROMISE") by patients with IBD to monitor the condition after one year of data collection showed no improvements in QoL between patients followed through the app and those undergoing standard care; however, patients reported an increase in their understanding of the nature/causes of their condition after the period of using the app, a statistically significant decrease in IBD-related hospitalisations and emergency room visits was also found.

TELECONSULTING IN IBD

Teleconsulting provides healthcare consultation *via* telecommunications, directed by healthcare personnel to patients. Therefore, many of the aforementioned studies on telemonitoring inevitably have a teleconsulting component. In addition, many of the telemonitoring systems and platforms studied are aimed at providing consultations to patients to make diagnostic or therapeutic choices. However, over time, experiences aimed at studying teleconsulting (in isolation),

its impact on clinical practice, and the significant outcomes of IBD have emerged.

A preliminary study conducted by Krier *et al*[67] used a real-time imaging-based system (*i.e.*, Solar Digital Unity software, San Diego, CA, United States) capable of integrating audio-visual communication between physicians and patients as well as the ability to share digital content (such as diagnostic images) to care for 34 veterans with IBD. The authors demonstrated that, through this follow-up system of telemedicine outpatient consultation *via* video calls, a similar level of patient satisfaction was achieved as that obtained from in-person encounters concerning indices such as attention to patient concerns and the physician's perceived skill level. The interviewed physicians welcomed the technical and informational qualities of the telemedicine sessions.

In addition, in the retrospective experience of the Crohn's Colitis Care Unit at Vall d'Hebron University Hospital in Spain by Torrejón Herrera *et al*[60], much of the care provided to patients over the nine years of reviewed care was *via* teleconsulting.

In the Highlands and Scottish Isles, the study conducted by Ruf *et al*[68] showed that Virtual Care clinics can be a safe and effective model of patient-centred care for patients with IBD living in remote areas, allowing enormous potential for time and cost savings.

Li *et al*[69] evaluated whether a telemedicine-based IBD clinic could provide a high-quality, low-cost alternative to traditional care. Telemedicine clinics are based on virtual appointments with IBD specialists using an Internet-connected device. Patients completed a pre-visit survey reporting information about their disease activity, a post-visit study about their experience during the web appointment with the specialist, the time and money saved by not having to travel to the visit, and their preferences for future visits. At the end of the study, 77% of the patients reported that they preferred web appointments, again demonstrating the applicability of web monitoring systems as an alternative to outpatient visits to save time and money without compromising quality of care.

Gastroenterologists and IBD specialists can also benefit from the educational potential of telemedicine as it provides a forum to discuss patient cases with complex diagnostic or treatment dilemmas. Live inter-institutional interdisciplinary videoconference education (IBD LIVE) is an example of a multisite, multidisciplinary videoconference platform. The participating members included gastroenterologists, surgeons, pathologists, radiologists, and other medical specialists. The objectives of each session included a review of evidence-based data and exchange of inputs for managing patients with IBD[70].

TELENUTRITION IN IBD

IBD causes significant digestive changes that require careful evaluation and monitoring by clinical nutritional specialists. Therefore, attention has also been paid to telemedicine (although few studies are available) for the possibility of providing nutritional care to patients with IBD remotely (telenutrition).

In addition, the nutrition of patients with IBD must be adapted not only to the patient's clinical-demographic and anthropometric characteristics, but also to changes in disease activity in situations in which therapeutic fasting and parenteral nutrition may be necessary[71].

While many of the studies conducted in telemedicine have primarily focused on modifying medical-therapeutic parameters for outcomes directly related to IBD disease activity, another concept is also emerging. Given the lack of need for a physical examination in many dietitian encounters, telenutrition could fit into this context and address the nutritional needs of IBD patients[72].

Similar to the previously discussed telemedicine applications, the nutritional aspect has also been dramatically affected by the COVID-19 pandemic, and there have been many efforts to provide chronic patients with remote nutritional care [73,74].

Thus, telenutrition can investigate various aspects such as weight history, food intolerance, diet setting, evaluation of diet response, hunger assessment, monitoring, and therapeutic adjustments of enteral and parenteral nutrition therapy [75]. However, in the available studies, the study design was not always explicitly outlined for the remote assessment of nutritional status. This outcome is often one of the other outcomes examined (*e.g.*, disease activity and therapeutic adherence).

For example, Ehrlich *et al*[76], in 2012, proposed an app (*i.e.*, "GI Buddy") available for iPhones or also *via* a dedicated website in which patients 13 years of age and older entered data related to patient-reported medical outcomes but also dietary logs. In other words, there was a categorisation of data that the patients could input: Symptoms, treatment, diet, and lifestyle.

Later, there was a nutritional component in a previously described study by de Jong *et al*[53] employing the myIBD Coach app. A teleducation service also provides educational modules for nutrition and IBD.

Other teleconsulting experiences (*e.g.*, the Promoting Access and Care through Centres of Excellence Telemedicine Program) included the nutritionist experience in IBD as part of the team and consultation[77].

An Indian congressional communication at the 17th Congress of the European Crohn's and Colitis Organization presented a digital health platform designed explicitly for telenutrition (*i.e.*, IBD NutriCare)[78]. This application, available for both Android and iOS, allows the recording of dietary variables based on over 600 Indian recipes, as well as other clinical parameters of disease activity. These data were then used to analyse the nutrients consumed by patients to provide real-time tracking of the diet of the monitored IBD patients.

In conclusion, evidence for telenutrition in patients with IBD is particularly scarce and has not increased, even during the COVID-19 pandemic. Therefore, more efforts from the research community on IBD and nutrition are undoubtedly desirable to test new tools and further validate those already available to improve chronic nutritional care and properly

manage patients with IBD.

TELEDUCATION IN IBD

There are not many studies conducted exclusively on teleducation. Instead, many of the studies conducted in other branches of telehealth have included teleducation components. Some examples are the telenutrition platforms explained above. As stated, de Jong *et al*[42,53] included in the "MyIBD Coach" platform specific e-learning modules delivered to patients with IBD. Central among these modules was the discussion of IBD in general and the importance of immunosuppressive and biological therapies and traditional treatments (*i.e.*, mesalamine). In addition, the authors educated patients on "self-management", that is, adopting strategies to prevent/reduce symptoms. Also completing these modules were sections on influenza vaccination, anxiety and depression. As mentioned above, an authentic "educational curriculum" was also provided in the TELE-IBD platform[43]. In this system, each participant received educational advice once or twice a week (depending on which intervention arm they belonged to). In addition, healthcare providers could also send educational messages exempt from this temporal logic concerning, for example, advice during flu seasons. Similarly, the web-based platform "Constant-Care" also hosted educational training on the website[48].

SPECIAL APPLICATIONS

Telepathology

Care for patients with IBD is also achieved through accurate diagnosis of histologic specimens both at the time of the first diagnosis, where differential diagnosis between CD and UC becomes crucial, and during follow-up endoscopic investigations and colorectal cancer surveillance.

In telepathology, a remote consultation with a pathologist is achieved by transmitting digital images. The main telepathology experiments conducted in the field of IBD have primarily targeted the burden of interobserver variability in diagnosing IBD-associated dysplasia/cancer, which often requires evaluation by multiple pathologists.

In the early 2000s, Odze *et al*[79] weighed the utility of telepathology and interobserver variability in detecting UC-associated dysplasia in approximately forty cases of UC. Four pathologists reviewed the slides of the haematoxylin-eosin images of UC. The degree of concordance among the pathologists was fair, with a kappa (κ) of 0.4 and worse results were observed for low-grade or indefinite dysplasia. However, the resolution of the images had not yet reached the current quality levels, so much so that, in this study, the same pathologists had generally given an upgrade in the degree of dysplasia on direct evaluation of the slides, but not in telepathology. The method used to obtain images was a Twin Cam MX-700 digital camera (Fuji film) provided with a (for use with a microscope) ocular device (I. Miller Precision Optical Instruments Inc., Philadelphia, PA, United States).

Later, Odze *et al*[80] recorded telepathology in the same setting involving seven pathologists (of whom only one was an expert in digestive pathology). A dynamic Apollo Telepath system (Apollo Telemedicine, Falls Church, VA, United States) was deployed for image transmission. However, the κ was poor ($\kappa = 0.32$), with a worse level for low-grade and indefinite dysplasia.

However, subsequent studies have shown more encouraging results. For example, Wu *et al*[81] involved four Chinese pathologists in examining fifty IBD colonic biopsies digitized using the Aperio system (Leica Biosystems). The degree of agreement among the pathologists was much higher ($\kappa = 0.68$) for interpreting IBD-associated neoplasms. Moreover, an interesting aspect of the study was the comparison of this agreement with that of four pathologists in the United States. In this case, the κ was greater than 0.74.

Further experience was provided by the Italian Group for the study of the Inflammatory Bowel Disease (*i.e.*, IG-IBD) pathology group[82]. In this study, 20 pathologists with experience in digestive pathology evaluated 54 diagnostic blocks from 30 colonoscopies in patients with IBD. Dysplasia detection showed a moderate degree of agreement ($\kappa = 0.48$).

Ultimately, telepathology could be of great help in the management of patients with IBD. Guidelines recommend that the evaluation of dysplasia in patients with IBD, given the increased risk of colorectal cancer compared to the general population, should be performed by pathologists experienced in IBD[83]. However, IBD referral centres are not always available in all geographic regions; therefore, telepathology could provide valuable support in such settings.

Telenursing

IBD nurse practitioners are increasingly gaining importance in clinical life[84-87], even in post-surgical stoma management but little evidence is available on telenursing (*i.e.*, remote nursing care provided to patients with IBD)[88].

Cook *et al*[89] reported in 2010 on the application of telenursing to address cognitive and emotional barriers to therapeutic adherence of mesalazine in patients with UC. A large sample of > 200 patients was included in a nurse-managed telephone follow-up programme to increase therapeutic adherence through cognitive-behavioural and motivational techniques. Ultimately, the authors recorded a significant increase in therapeutic adherence after the telenursing programme.

In a study by Del Hoyo *et al*[90], nurses played a role in telemonitoring IBD patients *via* telephone assistance, showing encouraging results from a cost-effective perspective. Specifically, telenursing experience showed a 67% probability of producing economic savings per additional quality-adjusted life-year compared with standard care.

Squires *et al*[91] found that a nurse-operated telephone advice line is a cost-effective intervention that allows patients to avoid going to the hospital when unnecessary and saves money in primary and secondary care.

A similar study by Sanromán Alvarez *et al*[92] found increased telephone consultation requests by nurses and a decreased need for medical consultations, with savings on care amounting to 73.603 euros from 2009 to 2011.

Ultimately, the role of IBD nurses in telehealth has yet to be well evaluated in the literature and could show strong potential in managing chronic patients such as IBD patients and providing relevant support to medical staff. In addition, a large proportion of these studies employed nurses as ancillary elements through phone calls. Studies in which IBD nurses could play a more primary role would perhaps be desirable since they often spend the most time with patients with IBD.

Telehealth as a tool to determine anxiety-depressive disorders in the IBD patient and the initial experiences on telepsychology

It is increasingly emerging that the gut-brain axis plays a role in the pathogenesis of IBD as it affects the course of the disease, such that bidirectional communication with a mutual influence between the brain and gut is realised[93]. The bidirectionality in the gut-brain axis is one of its gnoseological pillars, in that the prevalence of anxiety-depressive disorders reaches about 30% in patients in remission and increases to about 70% in patients with active IBD[94]. During the COVID-19 pandemic, it was also observed in Italy that, during the first lockdown, there were particularly high rates of anxiety, depression, and poor sleep quality in patients with IBD in remission[95]. Nonetheless, anxiety-depressive disorders may also influence the frequency of disease flare-ups in patients with IBD, potentially leading to an increased frequency of flare-ups, an often more aggressive presentation, increased rates of hospital readmission, and an increased risk of surgical intervention[94]. However, this issue is not always adequately addressed in managing IBD and often takes a back seat. Unsurprisingly, some studies have reported that, in some settings, up to 70% of patients with anxiety-depressive disorders (even severe ones) are not treated by a dedicated specialist[96-98].

The different psychological techniques applied to IBD include cognitive behavioural therapy (CCBT), social support, stress management, and targeted techniques[98,99]. Many studies that have weighed the impact of psychology on managing IBD have also included remotely performed treatments.

Therefore, telemedicine and telepsychology interventions could be promising alternatives for patients with IBD who need them. In addition, web-based psychological interventions have proven effective in other situations, such as treating depression and anxiety[100,101], insomnia[102], and irritable bowel syndrome[103,104].

Some of these projects are currently underway. One example is the randomised trial by Evans *et al*[94] known as the "ACTforIBD" program. The latter is based on acceptance-commitment therapy (*i.e.*, a technique specifically for patients with IBD and concomitant psychopathological comorbidities) to address unresolved problems related to chronic IBD. This technique will be administered to patients by dedicated psychological therapists in one-hour sessions for eight weeks.

Schliep *et al*[56] additionally conducted a posthoc analysis of data from the TELE-IBD trial[55]. They extrapolated the variables of mental health (assessed using the Mental Health Inventory 5) and QoL (assessed with the Short Form 12 questionnaire). They compared a group that received telemedicine with a control group (*i.e.*, standard of care). The TELE-IBD method, which is mainly based on text messages, did not positively affect depressive symptoms or the QoL.

Other studies have attempted to provide CCBT psychotherapy to remote patients with IBD by comparing it with the in-person standard of care. For example, McCombie *et al*[105] showed that CCBT is associated with improved disease activity and QoL, including anxiety and depressive symptoms, in the first 12 wk. However, these results were not confirmed at six months. However, patients with less than 50% adherence to the CCBT program had many outcomes at six months. Therefore, future research should focus on adherence to psychological therapies.

Telepsychology has also provided interesting results regarding adherence to conventional therapy for IBD. For example, Hommel *et al*[106] offered behavioural therapy with four 60–90-minute sessions to patients with IBD and measured therapeutic adherence with the pill count strategy; they reported interesting results, although not significant, about a 29% increase in adherence to mesalazine.

Tele-endoscopy

Patients with IBD require recurrent assessment with quality endoscopic methods[107] as much in initial diagnosis as in monitoring and oncologic surveillance, so much so that endoscopic outcome is the focus of the most up-to-date "Selecting Therapeutic Targets in Inflammatory Bowel Disease (STRIDE-II)" consensus[108].

To consider the application of telemedicine in endoscopic evaluations, one can turn to the concept of "tele-endoscopy".

Tele-endoscopy has already been generally proposed for digestive diseases and, in particular, for geographically remote regions[109-112].

However, to the best of our knowledge, no study has been explicitly designed for IBD.

Telepharmacy

Telehealth can also be applied to dispense drugs to patients with IBD through remote contact between the patient and the pharmacist. However, no ad hoc studies have been designed for such applications in the treatment of IBD.

However, there are some initial data on home delivery services set up during the COVID-19 pandemic. For example, in one communication by Ruiz Garcia *et al*[113], they addressed patients with immune-mediated diseases receiving home medication delivery. Among them there were seven IBD patients corresponding to 6.03% of the sample.

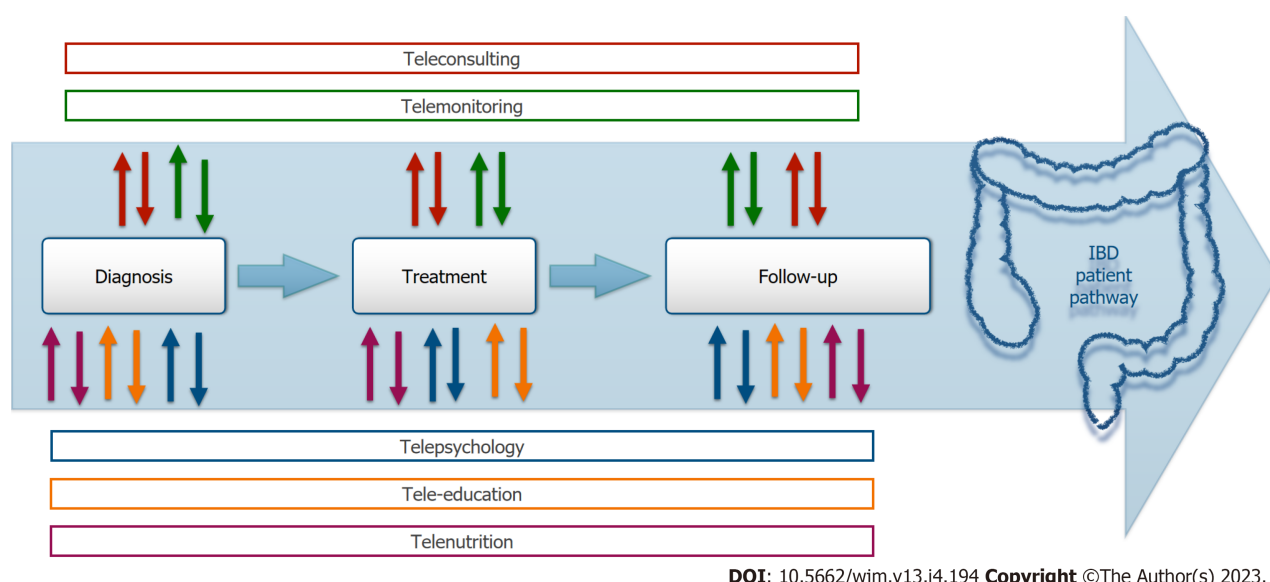


Figure 3 Inflammatory bowel disease patient telemedicine pathway. Based on the current evidence, various telemedicine applications are across the entire inflammatory bowel diseases management, from diagnosis to treatment setting and short-term and long-term monitoring of its effectiveness. Nevertheless, such telehealth applications are bidirectional. That is, they may have the potential to be both active (provided by the physician, psychologist, nurse or nutritionist, etc.) and passively requested by the patient from their healthcare managers on needs. IBD: Inflammatory bowel diseases.

CONCLUSION

In conclusion, IBD is a complex disease with many variables in its management, and a disease course that is rarely predictable. Close monitoring of this type of patient is necessary, as they require constant and continuous care, especially when the disease flares. Regular follow-up is also needed to determine whether the therapy is achieving its target. As highlighted by the STRIDE-II consensus, the goal is to ensure a QoL that overlaps that of the general population with the help of medicine. Telemedicine can intervene by meeting the needs of these patients (Figure 3). Many telehealth applications have been studied; however, other applications require considerable attention and new evidence. It is still necessary to study tele-endoscopy, telepharmacy, telesurgery or telerehabilitation in the context of IBD and studies are still awaited. In addition, telehealth has several limitations to consider. That is, it is not clear, under what precise conditions the telehealth medical examination can be superimposed on the in-person examination. It is not yet defined what spectrum of patients may or may not be followed with such remote modalities, although much of the literature addresses patients with mild-to-moderate IBD and not necessarily in advanced therapy. The absence of an objective examination that can be done in attendance is certainly another limitation to consider. Indeed, to achieve these goals, one needs systems that integrate patient-reported symptom data with objective data (*i.e.*, laboratory tests and instrumental examinations) so that the telehealth visit can be as reliable as possible.

Conversely, there is a need to evaluate which patients may be compliant with such systems and can use them fully. There are, however, exciting perspectives and evidence, as outlined in this review on telemonitoring, that make, in any case, telehealth a tool certainly to be considered in the management of chronic patients such as those with IBD. In addition, psychological monitoring tools (considering how much these patients suffer from anxiety-depressive disorders compared to the general population) should be encouraged.

In addition, in many realities, the COVID-19 pandemic was an unexpected and dramatic event, an opportunity for telemedicine systems to be an obligatory and ready solution to solving the medical care shortage. In this context, these efforts, as the pandemic epidemiological situation improves, should not be thwarted and represent an important starting point for the continued implementation of telehealth systems. In addition, the robust research growth that there has been with COVID-19 should similarly not come to a halt. All of these would enable the collection of additional evidence, as much real-life as the result of clinical trials, that could hopefully stimulate precise recommendations from the world's major IBD guidelines.

FOOTNOTES

Author contributions: Gravina AG and Pellegrino R collected the literature, wrote the initial manuscript, conceptualised the figures, and contributed equally to this work; All the authors conceptualised the structure of the text, critically revised the manuscript for important intellectual content, and read and approved the final version of the manuscript.

Conflict-of-interest statement: The authors declare no conflicts of interest.

Open-Access: This article is an open-access article that was selected by an in-house editor and fully peer-reviewed by external reviewers.

It is distributed in accordance with the Creative Commons Attribution NonCommercial (CC BY-NC 4.0) license, which permits others to distribute, remix, adapt, build upon this work non-commercially, and license their derivative works on different terms, provided the original work is properly cited and the use is non-commercial. See: <https://creativecommons.org/licenses/by-nc/4.0/>

Country/Territory of origin: Italy

ORCID number: Antonietta Gerarda Gravina 0000-0001-8049-0115; Raffaele Pellegrino 0000-0001-5074-230X; Giovanna Palladino 0000-0002-7367-4175; Rossella D'Onofrio 0009-0002-4761-0028; Giusi Arboreto 0009-0000-7938-8949; Salvatore Auletta 0009-0008-8565-0120; Giuseppe Imperio 0000-0002-4182-2858; Andrea Ventura 0009-0005-5735-7195; Mario Romeo 0000-0002-2970-9019; Alessandro Federico 0000-0002-0885-0793.

S-Editor: Lin C

L-Editor: Webster JR

P-Editor: Xu ZH

REFERENCES

- 1 **Chang JT.** Pathophysiology of Inflammatory Bowel Diseases. *N Engl J Med* 2020; **383**: 2652-2664 [PMID: 33382932 DOI: 10.1056/NEJMra2002697]
- 2 **Pedersen N.** EHealth: self-management in inflammatory bowel disease and in irritable bowel syndrome using novel constant-care web applications. EHealth by constant-care in IBD and IBS. *Dan Med J* 2015; **62**: B5168 [PMID: 26621403]
- 3 **Torres J,** Bonovas S, Doherty G, Kucharzik T, Gisbert JP, Raine T, Adamina M, Armuzzi A, Bachmann O, Bager P, Biancone L, Bokemeyer B, Bossuyt P, Burisch J, Collins P, El-Hussuna A, Ellul P, Frei-Lanter C, Furfaro F, Gingert C, Gionchetti P, Gomollon F, González-Lorenzo M, Gordon H, Hlavaty T, Juillerat P, Katsanos K, Kopylov U, Krustins E, Lytras T, Maaser C, Magro F, Marshall JK, Myreliid P, Pellino G, Rosa I, Sabino J, Savarino E, Spinelli A, Stassen L, Uzzan M, Vavricka S, Verstockt B, Warusavitarne J, Zmora O, Fiorino G. ECCO Guidelines on Therapeutics in Crohn's Disease: Medical Treatment. *J Crohns Colitis* 2020; **14**: 4-22 [PMID: 31711158 DOI: 10.1093/ecco-jcc/jjz180]
- 4 **Raine T,** Bonovas S, Burisch J, Kucharzik T, Adamina M, Annesse V, Bachmann O, Bettenworth D, Chaparro M, Czuber-Dochan W, Eder P, Ellul P, Fidalgo C, Fiorino G, Gionchetti P, Gisbert JP, Gordon H, Hedin C, Holubar S, Iacucci M, Karmiris K, Katsanos K, Kopylov U, Lakatos PL, Lytras T, Lyutakov I, Noor N, Pellino G, Piovani D, Savarino E, Selvaggi F, Verstockt B, Spinelli A, Panis Y, Doherty G. ECCO Guidelines on Therapeutics in Ulcerative Colitis: Medical Treatment. *J Crohns Colitis* 2022; **16**: 2-17 [PMID: 34635919 DOI: 10.1093/ecco-jcc/jjab178]
- 5 **Maaser C,** Sturm A, Vavricka SR, Kucharzik T, Fiorino G, Annesse V, Calabrese E, Baumgart DC, Bettenworth D, Borralho Nunes P, Burisch J, Castiglione F, Eliakim R, Ellul P, González-Lama Y, Gordon H, Halligan S, Katsanos K, Kopylov U, Kotze PG, Krustinš E, Laghi A, Limdi JK, Rieder F, Rimola J, Taylor SA, Tolan D, van Rheeën P, Verstockt B, Stoker J; European Crohn's and Colitis Organisation [ECCO] and the European Society of Gastrointestinal and Abdominal Radiology [ESGAR]. ECCO-ESGAR Guideline for Diagnostic Assessment in IBD Part 1: Initial diagnosis, monitoring of known IBD, detection of complications. *J Crohns Colitis* 2019; **13**: 144-164 [PMID: 30137275 DOI: 10.1093/ecco-jcc/jjy113]
- 6 **George LA,** Dominic MR, Cross RK. Integration of telemedicine into clinical practice for inflammatory bowel disease. *Curr Opin Gastroenterol* 2020; **36**: 304-309 [PMID: 32398568 DOI: 10.1097/MOG.0000000000000647]
- 7 **Lukáš M.** Treating inflammatory bowel diseases in the 21st century: individualized therapy and telemedicine. *Vnitř Lek* 2021; **67**: 201-205 [PMID: 34275304]
- 8 **Van Deen WK,** van der Meulen-de Jong AE, Parekh NK, Kane E, Zand A, DiNicola CA, Hall L, Inserra EK, Choi JM, Ha CY, Esrailian E, van Oijen MG, Hommes DW. Development and Validation of an Inflammatory Bowel Diseases Monitoring Index for Use With Mobile Health Technologies. *Clin Gastroenterol Hepatol* 2016; **14**: 1742-1750.e7 [PMID: 26598228 DOI: 10.1016/j.cgh.2015.10.035]
- 9 **Chaet D,** Clearfield R, Sabin JE, Skimming K; Council on Ethical and Judicial Affairs American Medical Association. Ethical practice in Telehealth and Telemedicine. *J Gen Intern Med* 2017; **32**: 1136-1140 [PMID: 28653233 DOI: 10.1007/s11606-017-4082-2]
- 10 **Sood S,** Mbarika V, Jugoo S, Dookhy R, Doarn CR, Prakash N, Merrell RC. What is telemedicine? A collection of 104 peer-reviewed perspectives and theoretical underpinnings. *Telemed J E Health* 2007; **13**: 573-590 [PMID: 17999619 DOI: 10.1089/tmj.2006.0073]
- 11 **Weinstein RS,** Krupinski EA, Doarn CR. Clinical Examination Component of Telemedicine, Telehealth, mHealth, and Connected Health Medical Practices. *Med Clin North Am* 2018; **102**: 533-544 [PMID: 29650074 DOI: 10.1016/j.mcna.2018.01.002]
- 12 **Hjelm NM.** Benefits and drawbacks of telemedicine. *J Telemed Telecare* 2005; **11**: 60-70 [PMID: 15829049 DOI: 10.1258/1357633053499886]
- 13 **Bashshur R,** Shannon G, Krupinski E, Grigsby J. The taxonomy of telemedicine. *Telemed J E Health* 2011; **17**: 484-494 [PMID: 21718114 DOI: 10.1089/tmj.2011.0103]
- 14 **Waller M,** Stotler C. Telemedicine: a Primer. *Curr Allergy Asthma Rep* 2018; **18**: 54 [PMID: 30145709 DOI: 10.1007/s11882-018-0808-4]
- 15 **Agua Peris M,** Del Hoyo J, Bebia P, Faubel R, Barrios A, Bastida G, Valdivieso B, Nos P. Telemedicine in inflammatory bowel disease: opportunities and approaches. *Inflamm Bowel Dis* 2015; **21**: 392-399 [PMID: 25437818 DOI: 10.1097/MIB.0000000000000241]
- 16 **Kuriakose Kuzhianjal AJ,** Nigam GB, Antoniou GA, Farraye FA, Cross RK, Limdi JK. Management of Inflammatory Bowel Disease Using E-Health Technologies: A Systematic Review and Meta-Analysis. *J Crohns Colitis* 2023 [PMID: 37099723 DOI: 10.1093/ecco-jcc/jjad075]
- 17 **Pang L,** Liu H, Liu Z, Tan J, Zhou LY, Qiu Y, Lin X, He J, Li X, Lin S, Ghosh S, Mao R, Chen M. Role of Telemedicine in Inflammatory Bowel Disease: Systematic Review and Meta-analysis of Randomized Controlled Trials. *J Med Internet Res* 2022; **24**: e28978 [PMID: 35323120 DOI: 10.2196/28978]
- 18 **Rowan C,** Hirtten R. The future of telemedicine and wearable technology in IBD. *Curr Opin Gastroenterol* 2022; **38**: 373-381 [PMID: 35762696 DOI: 10.1097/MOG.0000000000000845]
- 19 **Al Khoury A,** Balram B, Bessissow T, Afif W, Gonczi L, Abreu M, Lakatos PL. Patient Perspectives and Expectations in Inflammatory Bowel

- Disease: A Systematic Review. *Dig Dis Sci* 2022; **67**: 1956-1974 [PMID: [34021425](#) DOI: [10.1007/s10620-021-07025-y](#)]
- 20 **Echarri A**, Pérez-Calle JL, Calvo M, Molina G, Sierra-Ausín M, Morete-Pérez MC, Manceño N, Botella B, Cano N, Castro B, Martín-Rodríguez D, Sánchez-Ortega Y, Corsino P, Cañas M, López-Calleja AM, Nos P, Muñoz J. Should Inflammatory Bowel Disease Clinicians Provide Their Patients with e-Health Resources? Patients' and Professionals' Perspectives. *Telemed J E Health* 2022 [PMID: [36576850](#) DOI: [10.1089/tmj.2022.0425](#)]
 - 21 **Zarocostas J**. How to fight an infodemic. *Lancet* 2020; **395**: 676 [PMID: [32113495](#) DOI: [10.1016/S0140-6736\(20\)30461-X](#)]
 - 22 **Revés JB**, Frias-Gomes C, Morão B, Nascimento C, Palmela C, Fidalgo C, Roque Ramos L, Sampaio A, Glória L, Cravo M, Torres J. Inflammatory Bowel Disease Patients' Perspectives during COVID-19 Pandemic: Results from a Portuguese Survey. *GE Port J Gastroenterol* 2021; **5**: 1-9 [PMID: [34934777](#) DOI: [10.1159/000518945](#)]
 - 23 **Pellegrino R**, Pellino G, Selvaggi F, Federico A, Romano M, Gravina AG. Therapeutic adherence recorded in the outpatient follow-up of inflammatory bowel diseases in a referral center: Damages of COVID-19. *Dig Liver Dis* 2022; **54**: 1449-1451 [PMID: [35973931](#) DOI: [10.1016/j.dld.2022.07.016](#)]
 - 24 **Kale A**, Shinde L, Sundaram S, Patra BR, Rao PK, Irtaza M, Shukla A. COVID-19 pandemic and inflammatory bowel disease from patients' perspective: A survey from COVID epicenter in India. *JGH Open* 2022; **6**: 126-131 [PMID: [35155822](#) DOI: [10.1002/jgh3.12686](#)]
 - 25 **Guillo L**, Bonnaud G, Nahon S, Caron B, Olympie A, Laurain A, Serrero M, Buisson A, Peyrin-Biroulet L. French experience with telemedicine in inflammatory bowel disease: a patients and physicians survey. *Eur J Gastroenterol Hepatol* 2022; **34**: 398-404 [PMID: [34860706](#) DOI: [10.1097/MEG.0000000000002319](#)]
 - 26 **Moum KM**, Moum B, Opheim R. Patients with inflammatory bowel disease on immunosuppressive drugs: perspectives' on COVID-19 and health care service during the pandemic. *Scand J Gastroenterol* 2021; **56**: 545-551 [PMID: [33771086](#) DOI: [10.1080/00365521.2021.1901308](#)]
 - 27 **Lahat A**, Shatz Z. Telemedicine in clinical gastroenterology practice: what do patients prefer? *Therap Adv Gastroenterol* 2021; **14**: 1756284821989178 [PMID: [33633797](#) DOI: [10.1177/1756284821989178](#)]
 - 28 **Dong MD**, Steuwe S, Barry LA, Siegel CA. The Use of Telemedicine in Older Patients with Gastrointestinal Diseases. *Curr Treat Options Gastroenterol* 2022; **20**: 594-604 [PMID: [36465489](#) DOI: [10.1007/s11938-022-00404-y](#)]
 - 29 **O'Neill P**, Shandro B, Poullis A. Patient perspectives on social-media-delivered telemedicine for inflammatory bowel disease. *Future Healthc J* 2020; **7**: 241-244 [PMID: [33094237](#) DOI: [10.7861/fhj.2020-0094](#)]
 - 30 **Chowdhary TS**, Thompson J, Gayam S. Social Media Use for Inflammatory Bowel Disease in a Rural Appalachian Population. *Telemed J E Health* 2021; **27**: 402-408 [PMID: [32552561](#) DOI: [10.1089/tmj.2020.0014](#)]
 - 31 **Chams N**, Chams S, Badran R, Shams A, Araji A, Raad M, Mukhopadhyay S, Stroberg E, Duval EJ, Barton LM, Hajj Hussein I. COVID-19: A Multidisciplinary Review. *Front Public Health* 2020; **8**: 383 [PMID: [32850602](#) DOI: [10.3389/fpubh.2020.00383](#)]
 - 32 **Ozkurt Z**, Çınar Tanrıverdi E. COVID-19: Gastrointestinal manifestations, liver injury and recommendations. *World J Clin Cases* 2022; **10**: 1140-1163 [PMID: [35211548](#) DOI: [10.12998/wjcc.v10.i4.1140](#)]
 - 33 **Fonseca Mora MC**, Abushahin A, Gupta R, Winters H, Khan GM. Severe Ulcerative Colitis as a Complication of Mild COVID-19 Infection in a Vaccinated Patient. *Cureus* 2022; **14**: e25783 [PMID: [35812630](#) DOI: [10.7759/cureus.25783](#)]
 - 34 **Lee P**, Wei MT, Gubatan J, Forgó E, Berry GJ, Verma R, Friedland S. De Novo Diagnosis of Lymphocytic Colitis After SARS-CoV-2 Vaccination. *ACG Case Rep J* 2022; **9**: e00849 [PMID: [36134123](#) DOI: [10.14309/crj.0000000000000849](#)]
 - 35 **Tong CW**, Jiwane A. A complicated case of terminal ileitis post-COVID-19 infection requiring bowel resection. *J Surg Case Rep* 2022; **2022**: rjac457 [PMID: [36348639](#) DOI: [10.1093/jscr/rjac457](#)]
 - 36 **Taxonera C**, Fisac J, Alba C. Can COVID-19 Trigger De Novo Inflammatory Bowel Disease? *Gastroenterology* 2021; **160**: 1029-1030 [PMID: [33221408](#) DOI: [10.1053/j.gastro.2020.11.026](#)]
 - 37 **Viganò C**, Mulinacci G, Palermo A, Barisani D, Pirola L, Fichera M, Invernizzi P, Massironi S. Impact of COVID-19 on inflammatory bowel disease practice and perspectives for the future. *World J Gastroenterol* 2021; **27**: 5520-5535 [PMID: [34588749](#) DOI: [10.3748/wjg.v27.i33.5520](#)]
 - 38 **Chebli JMF**, Queiroz NSF, Damião AOMC, Chebli LA, Costa MHM, Parra RS. How to manage inflammatory bowel disease during the COVID-19 pandemic: A guide for the practicing clinician. *World J Gastroenterol* 2021; **27**: 1022-1042 [PMID: [33776370](#) DOI: [10.3748/wjg.v27.i11.1022](#)]
 - 39 **Yao J**, Fekadu G, Jiang X, You JHS. Telemonitoring for patients with inflammatory bowel disease amid the COVID-19 pandemic-A cost-effectiveness analysis. *PLoS One* 2022; **17**: e0266464 [PMID: [35390064](#) DOI: [10.1371/journal.pone.0266464](#)]
 - 40 **Bardy P**. The Advent of Digital Healthcare. In: *The Human Challenge of Telemedicine*. Holland: Elsevier, 2019: 3-17
 - 41 **Del Hoyo J**, Millán M, Garrido-Marín A, Aguas M. Are we ready for telemonitoring inflammatory bowel disease? A review of advances, enablers, and barriers. *World J Gastroenterol* 2023; **29**: 1139-1156 [PMID: [36926667](#) DOI: [10.3748/wjg.v29.i7.1139](#)]
 - 42 **de Jong M**, van der Meulen-de Jong A, Romberg-Camps M, Degens J, Becx M, Markus T, Tomlow H, Cilissen M, Ipenburg N, Verwey M, Colautti-Duijsens L, Hameeteman W, Masclee A, Jonkers D, Pierik M. Development and Feasibility Study of a Telemedicine Tool for All Patients with IBD: MyIBDcoach. *Inflamm Bowel Dis* 2017; **23**: 485-493 [PMID: [28267047](#) DOI: [10.1097/MIB.0000000000001034](#)]
 - 43 **Cross RK**, Jambaulikar G, Langenberg P, Tracy JK, Collins JF, Katz J, Regueiro M, Schwartz DA, Quinn CC. TELEmedicine for Patients with Inflammatory Bowel Disease (TELE-IBD): Design and implementation of randomized clinical trial. *Contemp Clin Trials* 2015; **42**: 132-144 [PMID: [25812483](#) DOI: [10.1016/j.cct.2015.03.006](#)]
 - 44 **Cross RK**, Arora M, Finkelstein J. Acceptance of telemanagement is high in patients with inflammatory bowel disease. *J Clin Gastroenterol* 2006; **40**: 200-208 [PMID: [16633120](#) DOI: [10.1097/00004836-200603000-00006](#)]
 - 45 **Cross RK**, Finkelstein J. Feasibility and acceptance of a home telemanagement system in patients with inflammatory bowel disease: a 6-month pilot study. *Dig Dis Sci* 2007; **52**: 357-364 [PMID: [17211702](#) DOI: [10.1007/s10620-006-9523-4](#)]
 - 46 **Castro HK**, Cross RK, Finkelstein J. Using a Home Automated Telemanagement (HAT) system: experiences and perceptions of patients with inflammatory bowel disease. *AMIA Annu Symp Proc* 2006; **2006**: 872 [PMID: [17238492](#)]
 - 47 **Cross RK**, Cheevers N, Rustgi A, Langenberg P, Finkelstein J. Randomized, controlled trial of home telemanagement in patients with ulcerative colitis (UC HAT). *Inflamm Bowel Dis* 2012; **18**: 1018-1025 [PMID: [21688350](#) DOI: [10.1002/ibd.21795](#)]
 - 48 **Elkjaer M**, Burisch J, Avnstrøm S, Lynge E, Munkholm P. Development of a Web-based concept for patients with ulcerative colitis and 5-aminosalicylic acid treatment. *Eur J Gastroenterol Hepatol* 2010; **22**: 695-704 [PMID: [19543101](#) DOI: [10.1097/MEG.0b013e32832e0a18](#)]
 - 49 **Elkjaer M**, Shuhaibar M, Burisch J, Bailey Y, Scherfig H, Laugesen B, Avnstrøm S, Langholz E, O'Morain C, Lynge E, Munkholm P. E-health empowers patients with ulcerative colitis: a randomised controlled trial of the web-guided 'Constant-care' approach. *Gut* 2010; **59**: 1652-

- 1661 [PMID: [21071584](#) DOI: [10.1136/gut.2010.220160](#)]
- 50 **Pedersen N**, Elkjaer M, Duricova D, Burisch J, Dobrzanski C, Andersen NN, Jess T, Bendtsen F, Langholz E, Leotta S, Knudsen T, Thorsgaard N, Munkholm P. eHealth: individualisation of infliximab treatment and disease course via a self-managed web-based solution in Crohn's disease. *Aliment Pharmacol Ther* 2012; **36**: 840-849 [PMID: [22971016](#) DOI: [10.1111/apt.12043](#)]
 - 51 **Pedersen N**, Thielsen P, Martinsen L, Bennedsen M, Haaber A, Langholz E, Végh Z, Duricova D, Jess T, Bell S, Burisch J, Munkholm P. eHealth: individualization of mesalazine treatment through a self-managed web-based solution in mild-to-moderate ulcerative colitis. *Inflamm Bowel Dis* 2014; **20**: 2276-2285 [PMID: [25248002](#) DOI: [10.1097/MIB.0000000000000199](#)]
 - 52 **Carlsen K**, Jakobsen C, Houen G, Kallemose T, Paerregaard A, Riis LB, Munkholm P, Wewer V. Self-managed eHealth Disease Monitoring in Children and Adolescents with Inflammatory Bowel Disease: A Randomized Controlled Trial. *Inflamm Bowel Dis* 2017; **23**: 357-365 [PMID: [28221247](#) DOI: [10.1097/MIB.0000000000001026](#)]
 - 53 **de Jong MJ**, van der Meulen-de Jong AE, Romberg-Camps MJ, Becx MC, Maljaars JP, Cilissen M, van Bodegraven AA, Mahmmod N, Markus T, Hameeteman WM, Dijkstra G, Masclee AA, Boonen A, Winkens B, van Tubergen A, Jonkers DM, Pierik MJ. Telemedicine for management of inflammatory bowel disease (myIBDcoach): a pragmatic, multicentre, randomised controlled trial. *Lancet* 2017; **390**: 959-968 [PMID: [28716313](#) DOI: [10.1016/S0140-6736\(17\)31327-2](#)]
 - 54 **Del Hoyo J**, Nos P, Faubel R, Muñoz D, Domínguez D, Bastida G, Valdivieso B, Correcher M, Aguas M. A Web-Based Telemanagement System for Improving Disease Activity and Quality of Life in Patients With Complex Inflammatory Bowel Disease: Pilot Randomized Controlled Trial. *J Med Internet Res* 2018; **20**: e11602 [PMID: [30482739](#) DOI: [10.2196/11602](#)]
 - 55 **Cross RK**, Langenberg P, Regueiro M, Schwartz DA, Tracy JK, Collins JF, Katz J, Ghazi L, Patil SA, Quezada SM, Beaulieu D, Horst SN, Russman K, Riaz M, Jambaulikar G, Sivasailam B, Quinn CC. A Randomized Controlled Trial of TELEmedicine for Patients with Inflammatory Bowel Disease (TELE-IBD). *Am J Gastroenterol* 2019; **114**: 472-482 [PMID: [30410041](#) DOI: [10.1038/s41395-018-0272-8](#)]
 - 56 **Schliep M**, Chudy-Onwugaje K, Abutaleb A, Langenberg P, Regueiro M, Schwartz DA, Tracy JK, Ghazi L, Patil SA, Quezada S, Russman K, Horst S, Beaulieu D, Quinn C, Jambaulikar G, Cross RK. TELEmedicine for Patients With Inflammatory Bowel Disease (TELE-IBD) Does Not Improve Depressive Symptoms or General Quality of Life Compared With Standard Care at Tertiary Referral Centers. *Crohn's Colitis 360* 2020; **2**: otaa002 [PMID: [32201859](#) DOI: [10.1093/crocol/otaa002](#)]
 - 57 **Bilgrami Z**, Abutaleb A, Chudy-Onwugaje K, Langenberg P, Regueiro M, Schwartz DA, Tracy JK, Ghazi L, Patil SA, Quezada SM, Russman KM, Quinn CC, Jambaulikar G, Beaulieu DB, Horst S, Cross RK Jr. Effect of TELEmedicine for Inflammatory Bowel Disease on Patient Activation and Self-Efficacy. *Dig Dis Sci* 2020; **65**: 96-103 [PMID: [30604373](#) DOI: [10.1007/s10620-018-5433-5](#)]
 - 58 **Bonnaud G**, Haennig A, Altwegg R, Caron B, Boivineau L, Zallot C, Gillet de Saint-Joseph C, Moreau J, Gonzalez F, Reynaud D, Faure P, Aygalenq P, Combis JM, Peyrin-Biroulet L. Real-life pilot study on the impact of the telemedicine platform EasyMici-MaMici® on quality of life and quality of care in patients with inflammatory bowel disease. *Scand J Gastroenterol* 2021; **56**: 530-536 [PMID: [33691075](#) DOI: [10.1080/00365521.2021.1894602](#)]
 - 59 **Ghoshal UC**, Sahu S, Biswas SN, Singh P, Chaudhary M, Ghoshal U, Tiwari P, Rai S, Mishra SK. Care of inflammatory bowel disease patients during coronavirus disease-19 pandemic using digital health-care technology. *JGH Open* 2021; **5**: 535-541 [PMID: [33821221](#) DOI: [10.1002/jgh3.12498](#)]
 - 60 **Torrejón Herrera A**, Masachs Peracaula M, Borrueal Sainz N, Castells Camer I, Castillejo Badía N, Malagelada Benaprés JR, Casellas Jordá F. [Application of a model of continued attention in inflammatory bowel disease: the Crohn-colitis care unit]. *Gastroenterol Hepatol* 2009; **32**: 77-82. [PMID: [19231678](#) DOI: [10.1016/j.gastrohep.2008.09.015](#)]
 - 61 **Heida A**, Dijkstra A, Muller Kobold A, Rossen JW, Kindermann A, Kokke F, de Meij T, Norbruis O, Weersma RK, Wessels M, Hummel T, Escher J, van Wering H, Hendriks D, Mearin L, Groen H, Verkade HJ, van Rheeën PF. Efficacy of Home Telemonitoring vs Conventional Follow-up: A Randomized Controlled Trial among Teenagers with Inflammatory Bowel Disease. *J Crohn's Colitis* 2018; **12**: 432-441 [PMID: [29228230](#) DOI: [10.1093/ecco-jcc/jjx169](#)]
 - 62 **Pinto S**, Loddio E, Paba S, Favale A, Chicco F, Onali S, Usai P, Fantini MC. Crohn's disease and ulcerative colitis patient-reported outcomes signs and symptoms for the remote management of inflammatory bowel disease during the COVID-19 pandemic. *J Patient Rep Outcomes* 2021; **5**: 48 [PMID: [34165646](#) DOI: [10.1186/s41687-021-00323-z](#)]
 - 63 **Echarri A**, Vera I, Ollero V, Arajol C, Riestra S, Robledo P, Calvo M, Gallego F, Ceballos D, Castro B, Aguas M, García-López S, Marín-Jiménez I, Chaparro M, Mesonero P, Guerra I, Guardiola J, Nos P, Muñoz J. The Harvey-Bradshaw Index Adapted to a Mobile Application Compared with In-Clinic Assessment: The MediCrohn Study. *Telemed J E Health* 2020; **26**: 80-88 [PMID: [30848700](#) DOI: [10.1089/tmj.2018.0264](#)]
 - 64 **McCombie A**, Walmsley R, Barclay M, Ho C, Langlotz T, Regenbrecht H, Gray A, Visessio N, Inns S, Schultz M. A Noninferiority Randomized Clinical Trial of the Use of the Smartphone-Based Health Applications IBDsmart and IBDoc in the Care of Inflammatory Bowel Disease Patients. *Inflamm Bowel Dis* 2020; **26**: 1098-1109 [PMID: [31644793](#) DOI: [10.1093/ibd/izz252](#)]
 - 65 **Östlund I**, Werner M, Karling P. Self-monitoring with home based fecal calprotectin is associated with increased medical treatment. A randomized controlled trial on patients with inflammatory bowel disease. *Scand J Gastroenterol* 2021; **56**: 38-45 [PMID: [33284639](#) DOI: [10.1080/00365521.2020.1854342](#)]
 - 66 **Zhen J**, Marshall JK, Nguyen GC, Atreja A, Narula N. Impact of Digital Health Monitoring in the Management of Inflammatory Bowel Disease. *J Med Syst* 2021; **45**: 23 [PMID: [33449213](#) DOI: [10.1007/s10916-021-01706-x](#)]
 - 67 **Krier M**, Kaltenbach T, McQuaid K, Soetikno R. Potential use of telemedicine to provide outpatient care for inflammatory bowel disease. *Am J Gastroenterol* 2011; **106**: 2063-2067 [PMID: [22138934](#) DOI: [10.1038/ajg.2011.329](#)]
 - 68 **Ruf B**, Jenkinson P, Armour D, Fraser M, Watson AJ. Videoconference clinics improve efficiency of inflammatory bowel disease care in a remote and rural setting. *J Telemed Telecare* 2020; **26**: 545-551 [PMID: [31167590](#) DOI: [10.1177/1357633X19849280](#)]
 - 69 **Li SX**, Thompson KD, Peterson T, Huneven S, Carmichael J, Glazer FJ, Darling K, Siegel CA. Delivering High Value Inflammatory Bowel Disease Care Through Telemedicine Visits. *Inflamm Bowel Dis* 2017; **23**: 1678-1681 [PMID: [28817463](#) DOI: [10.1097/MIB.0000000000001210](#)]
 - 70 **Patil SA**, Cross RK. Current Landscape of Telemedicine Practice in Inflammatory Bowel Disease. *Inflamm Bowel Dis* 2018; **24**: 1910-1917 [PMID: [29718218](#) DOI: [10.1093/ibd/izy113](#)]
 - 71 **Lamb CA**, Kennedy NA, Raine T, Hendy PA, Smith PJ, Limdi JK, Hayee B, Lomer MCE, Parkes GC, Selinger C, Barrett KJ, Davies RJ, Bennett C, Gittens S, Dunlop MG, Faiz O, Fraser A, Garrick V, Johnston PD, Parkes M, Sanderson J, Terry H; IBD guidelines eDelphi consensus group, Gaya DR, Iqbal TH, Taylor SA, Smith M, Brookes M, Hansen R, Hawthorne AB. British Society of Gastroenterology consensus guidelines on the management of inflammatory bowel disease in adults. *Gut* 2019; **68**: s1-s106 [PMID: [31562236](#) DOI: [10.1136/gut.2018.382000](#)]

- 10.1136/gutjnl-2019-318484]
- 72 **Elamin S**, Cohen J. Telenutrition for Inflammatory Bowel Disease: A Tipping Point for Dietary Wellness. *Crohns Colitis* 2021; **3**: otab017 [PMID: 34485904 DOI: 10.1093/crocol/otab017]
 - 73 **Farid D**. COVID-19 and Telenutrition: Remote Consultation in Clinical Nutrition Practice. *Curr Dev Nutr* 2020; **4**: nzaa124 [PMID: 33409442 DOI: 10.1093/cdn/nzaa124]
 - 74 **Gnagnarella P**, Ferro Y, Monge T, Troiano E, Montalcini T, Pujia A, Mazza E. Telenutrition: Changes in Professional Practice and in the Nutritional Assessments of Italian Dietitian Nutritionists in the COVID-19 Era. *Nutrients* 2022; **14** [PMID: 35405971 DOI: 10.3390/nu14071359]
 - 75 **Güney Coşkun M**, Kolay E, Basaranoglu M. Telenutrition for the management of inflammatory bowel disease: Benefits, limits, and future perspectives. *World J Clin Cases* 2023; **11**: 308-315 [PMID: 36686349 DOI: 10.12998/wjcc.v11.i2.308]
 - 76 **Ehrlich O**, Atreja A, Markus-Kennell S, Frederick K. P-50 CCFA GI Buddy Provides Patient Reported Outcomes and IBD Symptoms Evaluation. *Inflamm Bowel Dis* 2012; **18**: S35-S36 [DOI: 10.1097/00054725-201212001-00083]
 - 77 **Habashi P**, Bouchard S, Nguyen GC. Transforming Access to Specialist Care for Inflammatory Bowel Disease: The PACE Telemedicine Program. *J Can Assoc Gastroenterol* 2019; **2**: 186-194 [PMID: 31616860 DOI: 10.1093/jcag/gwy046]
 - 78 **Gupta A**, Singh N, Madan D, Farooqui M, Singh M, Virmani S, Verma M, Bajaj A, Markandey M, Kante B, Vuyyuru SK, Kumar P, Sahu P, Makharia G, Kedia S, Ahuja V. P418 Development and validation of a digital health platform (IBD NutriCare) for telenutrition in patients with Inflammatory bowel disease. *J Crohns Colitis* 2022; **16**: i407 [DOI: 10.1093/ecco-jcc/ijab232.545]
 - 79 **Odze RD**, Goldblum J, Noffsinger A, Alsaigh N, Rybicki LA, Fogt F. Interobserver variability in the diagnosis of ulcerative colitis-associated dysplasia by telepathology. *Mod Pathol* 2002; **15**: 379-386 [PMID: 11950911 DOI: 10.1038/modpathol.3880534]
 - 80 **Odze RD**, Tomaszewski JE, Furth EE, Feldman MD, Diallo R, Poremba C, Becker I, Hoefler H, Goldblum JR, Rybicki LA, Alsaigh N, Fogt F. Variability in the diagnosis of dysplasia in ulcerative colitis by dynamic telepathology. *Oncol Rep* 2006; **16**: 1123-1129 [PMID: 17016603]
 - 81 **Wu XR**, Liu HS, Shi XY, Zhou WX, Jiang ZN, Huang Y, Karamchandani DM, Goldblum JR, Xiao SY, Zhu HF, Feely MM, Collinsworth AL, Esnakula A, Xie H, Shen B, Lan P, Liu XL. Interobserver Agreement in the Diagnosis of Inflammatory Bowel Disease-Associated Neoplasia in China in Comparison to Subspecialized American Gastrointestinal Pathologists. *Gastroenterol Res Pract* 2018; **2018**: 8715263 [PMID: 29849600 DOI: 10.1155/2018/8715263]
 - 82 **Leoncini G**, Donato F, Reggiani-Bonetti L, Salviato T, Cadei M, Daperno M, Principi MB, Armuzzi A, Caprioli F, Canavese G, Villanacci V; IG-IBD Pathology Group. Diagnostic interobserver variability in Crohn's disease- and ulcerative colitis-associated dysplasia: a multicenter digital survey from the IG-IBD Pathologists Group. *Tech Coloproctol* 2021; **25**: 101-108 [PMID: 33025294 DOI: 10.1007/s10151-020-02349-9]
 - 83 **Adamina M**, Feakins R, Iacucci M, Spinelli A, Cannatelli R, D'Hoore A, Driessen A, Katsanos K, Mookhoek A, Myreliid P, Pellino G, Peros G, Tontini GE, Tripathi M, Yanai H, Svrcek M. ECCO Topical Review Optimising Reporting in Surgery, Endoscopy, and Histopathology. *J Crohns Colitis* 2021; **15**: 1089-1105 [PMID: 33428711 DOI: 10.1093/ecco-jcc/ijab011]
 - 84 **Napolitano D**, Schiavoni E, Scaldaferrì F. Nurse Practitioners in Inflammatory Bowel Disease: The Emerging Role of the IBD Care Manager. *J Gastrointest Liver Dis* 2022; **31**: 4627 [PMID: 36535047 DOI: 10.15403/jgld-4627]
 - 85 **Napolitano D**, Martella P, Schiavoni E, Turchini L, Amatucci V, Armuzzi A, Cocchieri A, Zega M, Scaldaferrì F, Gasbarrini A. The awareness of the IBD nurse position among patients from an Italian tertiary IBD centre. *Prof Inferm* 2020; **73**: 213-218 [PMID: 33355782 DOI: 10.7429/pi.2020.733213]
 - 86 **Al-Ani AH**, Rentsch CA, Azim S, Bidgood E, Onasseri P, Christensen B. Letter: IBD nurse-pivotal role in the time of the pandemic. Authors' reply. *Aliment Pharmacol Ther* 2020; **52**: 746-747 [PMID: 32886366 DOI: 10.1111/apt.15954]
 - 87 **Khan MU**, Mushtaq K, Al-Ejji KMAA, Yakoob RA, Alkaabi SR, Khoshnia M. Letter: IBD nurse-a pivotal role in the time of the pandemic. *Aliment Pharmacol Ther* 2020; **52**: 745 [PMID: 32886392 DOI: 10.1111/apt.15905]
 - 88 **Younge L**, Norton C. Contribution of specialist nurses in managing patients with IBD. *Br J Nurs* 2007; **16**: 208-212 [PMID: 17363850 DOI: 10.12968/bjon.2007.16.4.22979]
 - 89 **Cook PF**, Emiliozzi S, El-Hajj D, McCabe MM. Telephone nurse counseling for medication adherence in ulcerative colitis: a preliminary study. *Patient Educ Couns* 2010; **81**: 182-186 [PMID: 20079598 DOI: 10.1016/j.pec.2009.12.010]
 - 90 **Del Hoyo J**, Nos P, Bastida G, Faubel R, Muñoz D, Garrido-Marín A, Valero-Pérez E, Bejar-Serrano S, Aguas M. Telemonitoring of Crohn's Disease and Ulcerative Colitis (TECCU): Cost-Effectiveness Analysis. *J Med Internet Res* 2019; **21**: e15505 [PMID: 31538948 DOI: 10.2196/15505]
 - 91 **Squires SI**, Boal AJ, Naismith GD. The financial impact of a nurse-led telemedicine service for inflammatory bowel disease in a large district general hospital. *Frontline Gastroenterol* 2016; **7**: 216-221 [PMID: 28839858 DOI: 10.1136/flgastro-2015-100630]
 - 92 **Sanromán Alvarez L**, de Castro Parga ML, Hernández Ramírez V, Pineda Mariño JR, Salgado Alvarez C, Rodríguez Grégori JM. [Telematic consultations by nursing staff for patients with inflammatory bowel disease: evaluation of its capacity for resolving problems and its costs]. *Enferm Clin* 2014; **24**: 102-110 [PMID: 24440551 DOI: 10.1016/j.enfcli.2013.12.006]
 - 93 **Gracie DJ**, Guthrie EA, Hamlin PJ, Ford AC. Bi-directionality of Brain-Gut Interactions in Patients With Inflammatory Bowel Disease. *Gastroenterology* 2018; **154**: 1635-1646.e3 [PMID: 29366841 DOI: 10.1053/j.gastro.2018.01.027]
 - 94 **Evans S**, Olive L, Dober M, Knowles S, Fuller-Tyszkiewicz M, O E, Gibson P, Raven L, Gearry R, McCombie A, van Niekerk L, Chesterman S, Romano D, Mikocka-Walus A. Acceptance commitment therapy (ACT) for psychological distress associated with inflammatory bowel disease (IBD): protocol for a feasibility trial of the ACTforIBD programme. *BMJ Open* 2022; **12**: e060272 [PMID: 35688593 DOI: 10.1136/bmjopen-2021-060272]
 - 95 **Spina A**, Mazzarella C, Dallio M, Romeo M, Pellegrino R, Durante T, Romano M, Loguercio C, Di Mauro M, Federico A, Gravina AG. The Lesson from the First Italian Lockdown: Impacts on Anxiety and Depressive Symptoms and Sleep Quality in Patients with Remission of Inflammatory Bowel Disease. *Rev Recent Clin Trials* 2022; **17**: 109-119 [PMID: 35346015 DOI: 10.2174/1574887117666220328125720]
 - 96 **Mikocka-Walus A**, Massuger W, Knowles SR, Moore GT, Buckton S, Connell W, Pavli P, Raven L, Andrews JM. Quality of care in inflammatory bowel disease: actual health service experiences fall short of the standards. *Intern Med J* 2020; **50**: 1216-1225 [PMID: 31707751 DOI: 10.1111/imj.14683]
 - 97 **Mikocka-Walus A**, Massuger W, Knowles SR, Moore GT, Buckton S, Connell W, Pavli P, Raven L, Andrews JM. Psychological distress is highly prevalent in inflammatory bowel disease: A survey of psychological needs and attitudes. *JGH Open* 2020; **4**: 166-171 [PMID: 32280760 DOI: 10.1002/jgh3.12236]
 - 98 **Taft TH**, Ballou S, Bedell A, Lincenberg D. Psychological Considerations and Interventions in Inflammatory Bowel Disease Patient Care.

- Gastroenterol Clin North Am* 2017; **46**: 847-858 [PMID: 29173526 DOI: 10.1016/j.gtc.2017.08.007]
- 99 **Gravina AG**, Pellegrino R, Palladino G, Mazzarella C, Federico P, Arboreto G, D'Onofrio R, Olivieri S, Zagaria G, Durante T, Federico A. Targeting the gut-brain axis for therapeutic adherence in patients with inflammatory bowel disease: a review on the role of psychotherapy. *Brain-Apparatus Communication: A Journal of Bacomics* 2023; **2**: 2181101 [DOI: 10.1080/27706710.2023.2181101]
- 100 **Godleski L**, Darkins A, Peters J. Outcomes of 98,609 U.S. Department of Veterans Affairs patients enrolled in telemental health services, 2006-2010. *Psychiatr Serv* 2012; **63**: 383-385 [PMID: 22476305 DOI: 10.1176/appi.ps.201100206]
- 101 **Steel K**, Cox D, Garry H. Therapeutic videoconferencing interventions for the treatment of long-term conditions. *J Telemed Telecare* 2011; **17**: 109-117 [PMID: 21339304 DOI: 10.1258/jtt.2010.100318]
- 102 **van der Zweerde T**, Lancee J, Slotje P, Bosmans J, Van Someren E, Reynolds C 3rd, Cuijpers P, van Straten A. Cost-effectiveness of i-Sleep, a guided online CBT intervention, for patients with insomnia in general practice: protocol of a pragmatic randomized controlled trial. *BMC Psychiatry* 2016; **16**: 85 [PMID: 27038786 DOI: 10.1186/s12888-016-0783-z]
- 103 **Ljótsson B**, Hedman E, Andersson E, Hesser H, Lindfors P, Hursti T, Rydh S, Rück C, Lindefors N, Andersson G. Internet-delivered exposure-based treatment vs. stress management for irritable bowel syndrome: a randomized trial. *Am J Gastroenterol* 2011; **106**: 1481-1491 [PMID: 21537360 DOI: 10.1038/ajg.2011.139]
- 104 **Ljótsson B**, Falk L, Vesterlund AW, Hedman E, Lindfors P, Rück C, Hursti T, Andréewitch S, Jansson L, Lindefors N, Andersson G. Internet-delivered exposure and mindfulness based therapy for irritable bowel syndrome--a randomized controlled trial. *Behav Res Ther* 2010; **48**: 531-539 [PMID: 20362976 DOI: 10.1016/j.brat.2010.03.003]
- 105 **McCombie A**, Geary R, Andrews J, Mulder R, Mikocka-Walus A. Does Computerized Cognitive Behavioral Therapy Help People with Inflammatory Bowel Disease? A Randomized Controlled Trial. *Inflamm Bowel Dis* 2016; **22**: 171-181 [PMID: 26360545 DOI: 10.1097/MIB.0000000000000567]
- 106 **Hommel KA**, Hente E, Herzer M, Ingerski LM, Denson LA. Telehealth behavioral treatment for medication nonadherence: a pilot and feasibility study. *Eur J Gastroenterol Hepatol* 2013; **25**: 469-473 [PMID: 23325274 DOI: 10.1097/MEG.0b013e32835c2a1b]
- 107 **Gravina AG**, Pellegrino R, Romeo M, Palladino G, Cipullo M, Iadanza G, Olivieri S, Zagaria G, De Gennaro N, Santonastaso A, Romano M, Federico A. Quality of bowel preparation in patients with inflammatory bowel disease undergoing colonoscopy: What factors to consider? *World J Gastrointest Endosc* 2023; **15**: 133-145 [PMID: 37034970 DOI: 10.4253/wjge.v15.i3.133]
- 108 **Turner D**, Ricciuto A, Lewis A, D'Amico F, Dhaliwal J, Griffiths AM, Bettenworth D, Sandborn WJ, Sands BE, Reinisch W, Schölmerich J, Bemelman W, Danese S, Mary JY, Rubin D, Colombel JF, Peyrin-Biroulet L, Dotan I, Abreu MT, Dignass A; International Organization for the Study of IBD. STRIDE-II: An Update on the Selecting Therapeutic Targets in Inflammatory Bowel Disease (STRIDE) Initiative of the International Organization for the Study of IBD (IOIBD): Determining Therapeutic Goals for Treat-to-Target strategies in IBD. *Gastroenterology* 2021; **160**: 1570-1583 [PMID: 33359090 DOI: 10.1053/j.gastro.2020.12.031]
- 109 **Rabenstein T**, Maiss J, Naegele-Jackson S, Liebl K, Hengstenberg T, Radespiel-Tröger M, Holleczer P, Hahn EG, Sackmann M. Tele-endoscopy: influence of data compression, bandwidth and simulated impairments on the usability of real-time digital video endoscopy transmissions for medical diagnoses. *Endoscopy* 2002; **34**: 703-710 [PMID: 12195327 DOI: 10.1055/s-2002-33568]
- 110 **Kim CY**, Etemad B, Glenn TF, Mackey HA, Viator GE, Wallace MB, Mokhashi MS, Cotton PB, Hawes RH. Remote clinical assessment of gastrointestinal endoscopy (tele-endoscopy): an initial experience. *Proc AMIA Symp* 2000; 423-427 [PMID: 11079918]
- 111 **Ganeshalingam A**, Pritchett S, Tam T, Cafazzo JA, Rossos PG. Effectiveness of asynchronous tele-endoscopy. *Gastrointest Endosc* 2010; **71**: 461-467, 467.e1 [PMID: 20189504 DOI: 10.1016/j.gie.2009.10.020]
- 112 **Wildi SM**, Kim CY, Glenn TF, Mackey HA, Viator GE, Wallace MB, Hawes RH. Tele-endoscopy: a way to provide diagnostic quality for remote populations. *Gastrointest Endosc* 2004; **59**: 38-43 [PMID: 14722545 DOI: 10.1016/s0016-5107(03)02529-x]
- 113 **Ruiz Garcia S**, Ramirez Herraiz E, Calvo Garcia A, Perez Abanades M, Garcia Peralo A, Fernandez Jimenez G, Garcia-Vicuña R, Morell Baladron A. 4CPS-250 Home delivery for outpatients with immune-mediated diseases: experience and patient satisfaction. *European Journal of Hospital Pharmacy* 2022; **29** Suppl 1: A111 [DOI: 10.1136/ejpharm-2022-eahp.233]



Published by **Baishideng Publishing Group Inc**
7041 Koll Center Parkway, Suite 160, Pleasanton, CA 94566, USA

Telephone: +1-925-3991568

E-mail: bpgoffice@wjgnet.com

Help Desk: <https://www.f6publishing.com/helpdesk>

<https://www.wjgnet.com>

